



### Hexagonal deep socket

1/4" DIN 3121  
CrV S50V10 AS-DRIVE

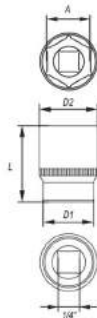


- drive locks
- surface finish: chromed, satin / mirror

YATO	Ø A (mm)	D1 (mm)	D2 (mm)	L (mm)	PCS
YT-1413	4.0	7.0	12.0	50	24/240/480
YT-1414	4.5	7.5	12.0	50	24/240/480
YT-1415	5.0	8.0	12.0	50	24/240/480
YT-1416	5.5	8.5	12.0	50	24/240/480
YT-1417	6.0	9.0	12.0	50	24/240/480
YT-1418	7.0	10.0	12.0	50	24/240/480
YT-1419	8.0	12.0	12.0	50	24/240/480
YT-1420	9.0	13.0	12.0	50	24/240/480
YT-1421	10.0	14.0	13.0	50	24/240/480
YT-1422	11.0	16.0	14.0	50	24/120/240
YT-1423	12.0	17.0	15.0	50	24/120/240
YT-1424	13.0	18.0	16.0	50	24/120/240
YT-14241	14.0	18.0	19.0	50	24/120/240

### Hexagonal socket

1/4" DIN 3121  
CrV S50V10 AS-DRIVE

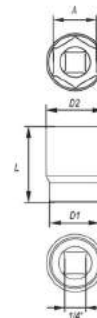


- drive locks
- surface finish: chromed, satin / mirror

YATO	Ø A (mm)	D1 (mm)	D2 (mm)	L (mm)	PCS packing
YT-14010	3.5	6.6	10.2	25	24 240/480
YT-1401	4.0	7.0	12.0	25	24 240/480
YT-1402	4.5	7.5	12.0	25	24 240/480
YT-1403	5.0	8.0	12.0	25	24 240/480
YT-1404	5.5	8.5	12.0	25	24 240/480
YT-1405	6.0	9.0	12.0	25	24 240/480
YT-1406	7.0	10.0	12.0	25	24 240/480
YT-1407	8.0	12.0	11.0	25	24 240/480
YT-1408	9.0	13.0	12.0	25	24 240/480
YT-1409	10.0	15.0	12.0	25	24 240/480
YT-1410	11.0	16.0	14.0	25	24 240/480
YT-1411	12.0	17.0	15.0	25	24 240/480
YT-1412	13.0	18.0	16.0	25	24 240/480
YT-14122	14.0	17.0	19.0	25	24 240/480

### Hexagonal socket

1/4" DIN 3121 S.A.E.  
CrV S50V10 AS-DRIVE



- drive locks
- surface finish: chromed, mirror

YATO	Ø A	D1 (mm)	D2 (mm)	L (mm)	PCS packing
YT-5040	5/32"	7.0	12.0	25	20 200/400
YT-5041	3/16"	8.0	12.0	25	20 200/400
YT-5042	7/32"	9.0	12.0	25	20 200/400
YT-5043	1/4"	10.0	12.0	25	20 200/400
YT-5044	9/32"	11.0	12.0	25	20 200/400
YT-5045	5/16"	12.0	11.1	25	20 200/400
YT-5046	11/32"	13.0	11.5	25	20 200/400
YT-5047	3/8"	14.7	12.3	25	20 200/400
YT-5048	7/16"	16.0	13.9	25	10 200/400
YT-5049	1/2"	18.0	15.7	25	10 200/400

**Hexagonal deep socket**

1/4" DIN 3121 S.A.E.  
CrV 508V30 AS-DRIVE



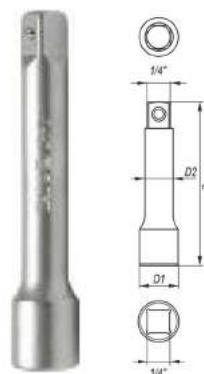
COLOR BOX

- drive locks
- surface finish: chromed, mirror

YATO	Ø A	D1 (mm)	D2 (mm)	L (mm)	Box
YT-5050	3/16"	8.0	12.0	50	10/200/400
YT-5051	7/32"	9.0	12.0	50	10/200/400
YT-5052	1/4"	10.0	12.0	50	10/200/400
YT-5053	9/32"	11.0	12.0	50	10/200/400
YT-5054	5/16"	12.0	11.1	50	10/200/400
YT-5055	11/32"	13.0	11.5	50	10/200/400
YT-5056	3/8"	14.6	12.3	50	10/200/400
YT-5057	7/16"	16.0	13.9	50	10/100/200
YT-5058	1/2"	18.0	15.7	50	10/100/200

**Extension bar**

1/4" DIN 3121 CrV 508V30

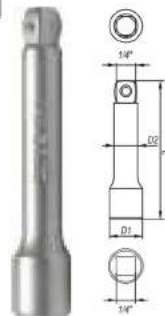


COLOR BOX

YATO	Ø	D1 (mm)	D2 (mm)	L (mm)	Box
YT-1429	1/4"	12.4	8.3	50.8	30/150/300
YT-1430	1/4"	12.4	8.3	76.0	30/150/300
YT-1431	1/4"	12.4	8.3	101.6	20/100/200
YT-1432	1/4"	12.4	8.3	152.4	20/100/200

**Extension bar with wobble**

1/4" DIN 3121 CrV 508V30



COLOR BOX

• max wobble angle: 15°

YATO	Ø	D1 (mm)	D2 (mm)	L (mm)	Box
YT-1433	1/4"	12.4	8.3	50.8	30/150/300
YT-1434	1/4"	12.4	8.3	76.0	30/150/300
YT-1435	1/4"	12.4	8.3	101.6	20/100/200
YT-1436	1/4"	12.4	8.3	152.4	20/100/200

**Adapter**

1/4" DIN 3121 CrV 508V30



COLOR BOX

YATO	Ø A	Ø B	D (mm)	L (mm)	Box
YT-1438	1/4"(F)	3/8"(M)	12	25	10/250/500

**Universal joint**

1/4" DIN 3121 CrV 508V30



COLOR BOX

YATO	Ø	D (mm)	L (mm)	PCS packing	Box
YT-1437	1/4"	14	35	20	120/240

**Torx socket**

1/4" DIN 3121 CrV 508V30



COLOR BOX

YATO	Ø	size	L (mm)	Box
YT-05211	1/4"	E4	25	24/240/480
YT-05212	1/4"	E5	25	24/240/480
YT-05213	1/4"	E6	25	24/240/480
YT-05214	1/4"	E7	25	24/240/480
YT-05215	1/4"	E8	25	24/240/480

**Bit adapter**

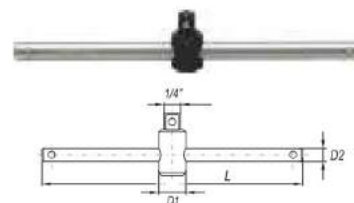
1/4" CrV 508V30



YATO	Ø	Ø A	D (mm)	L (mm)	Box
YT-1297	1/4"	1/4"	11.8	24	10/250/500

**Sliding T-bar**

1/4" DIN 3121 CrV 508V30



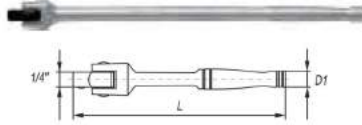
COLOR BOX

YATO	Ø	D1 (mm)	D2 (mm)	L (mm)	Box
YT-1426	1/4"	13.3	6.3	152.4	10/100/200



### Flexible handle

1/4" DIN 3121 CrV 98V30



YATO	Ø	D (mm)	L (mm)	PCS packing
YT-1425	1/4"	13	140	10/100/200

### Spinner handle

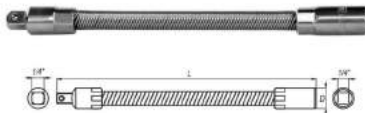
1/4" CrV 98V30



YATO	Ø	L (mm)	PCS packing
YT-1427	1/4"	150	12 48

### Flexible extension cord

1/4" CrV 98V30



YATO	Ø	D (mm)	L (mm)	PCS packing
YT-1400	1/4"	11.6	150	25/250/500

### Quick release ratchet handle

1/4" DIN 3122 QUICK RELEASE CrV 6140



- minimum operation angle 5°
- quick release
- surface finish: chromed, mirror

YATO	Ø	size	L (mm)	PCS packing
YT-07291	1/4"	72T	155	12 24/96
YT-07294	1/4"	45T	155	12 24/96

### Quick release ratchet handle

1/4" DIN 3122 72T QUICK RELEASE CrV 6140



- minimum operation angle 5°
- quick release
- surface finish: chromed, mirror

YATO	Ø	L (mm)	PCS packing
YT-0307	1/4"	146	12 24/96

### Quick release ratchet handle

1/4" DIN 3122 72T QUICK RELEASE CrV 6140



- minimum operation angle 5°
- quick release
- surface finish: chromed, mirror

YATO	Ø	L (mm)	PCS packing
YT-0313	1/4"	125	12 24/96

### Quick release ratchet handle

1/4" DIN 3122 72T QUICK RELEASE CrV 6140



- minimum operation angle 5°
- quick release
- surface finish: chromed, mirror

YATO	Ø	L (mm)	PCS packing
YT-0319	1/4"	145	12 48/96

### Quick release ratchet handle

1/4" DIN 3122 72T QUICK RELEASE CrV 6135



- minimum operation angle 5°
- quick release
- surface finish: chromed, mirror

YATO	Ø	L (mm)	PCS packing
YT-0290	1/4"	144	12 48/96



www.yato.com



**Flexible ratchet handle/round head**

1/4" 72T QUICK RELEASE CrV 6140



- minimum operation angle 5°
- quick release
- surface finish: chromed, mirror
- head: 360°

YATO	Ø	L (mm)	PCS packing	Box
YT-0720	1/4"	145	12	24/96

**Quick release ratchet handle**

1/4" DIN 3122 72T QUICK RELEASE CrV 6140



- minimum operation angle 5°
- quick release
- surface finish: chromed, mirror
- head: 180°

YATO	Ø	L (mm)	PCS packing	Box
YT-0325	1/4"	159	12	48/96

**Telescopic quick release ratchet handle**

1/4" 72T QUICK RELEASE CrV 6135



- minimum operation angle 5°
- quick release
- extension bar increase the torque

YATO	Ø	L (mm)	PCS packing	Box
YT-0297	1/4"	150-200	12	48

**Torx socket**

GB Torx socket

3/8" DIN 3121 CrV 509131



YATO	Ø	size	L (mm)	Box
YT-05230	3/8"	E10	28	24/240/480
YT-05231	3/8"	E12	28	24/240/480
YT-05232	3/8"	E14	28	24/240/480
YT-05233	3/8"	E16	28	24/240/480

**Flexible ratchet handle/round head**

10 mm DIN 3122 72T CrV 6140



- minimum operation angle 5°
- quick release
- extension bar increase the torque

YATO	Ø	L (mm)	PCS packing	Box
YT-0330	10 mm	163	12	48

**Ratchet handle and bit drive**

DIN 3122 72T CrV 6140



- minimum operation angle 5°
- quick release
- dual-purpose head design

YATO	Ø	L (mm)	PCS packing	Box
YT-0331	1/4"	136	12	48

**Hexagonal socket**

3/8" DIN 3121 CrV 509131 AS-DRIVE



- drive locks
- surface finish: chromed, satin / mirror

YATO	Ø A (mm)	D1 (mm)	D2 (mm)	L (mm)	Box
YT-3801	6	10	17	28	24/240/480
YT-3802	7	11	17	28	24/240/480
YT-3803	8	12	17	28	24/240/480
YT-3804	9	13	17	28	24/240/480
YT-3805	10	14	17	28	24/240/480
YT-3806	11	16	17	28	24/240/480
YT-3807	12	18	17	28	24/240/480
YT-3808	13	19	18	28	24/240/480
YT-3809	14	20	19	28	24/240/480
YT-3810	15	21	19	28	12/240/480
YT-3811	16	22	21	28	12/240/480
YT-3812	17	24	22	30	12/120/240
YT-3813	18	25	23	30	12/120/240
YT-3814	19	26	24	30	12/120/240
YT-3815	20	27	25	30	60/240
YT-3816	21	28	26	30	60/120
YT-3817	22	30	28	30	60/120
YT-3818	23	31	29	30	10/50/150
YT-3819	24	32	30	30	60/120

**Hexagonal socket**

3/8" DIN 3121 S.A.E. CrV 509131 AS-DRIVE



- drive locks
- surface finish: chromed, mirror

YATO	Ø A (mm)	D1 (mm)	D2 (mm)	L (mm)	Box
YT-5059	1/4"	17.0	10.0	28	10/250/500
YT-5060	5/16"	17.0	11.7	28	10/250/500
YT-5061	3/8"	17.0	14.2	28	10/250/500
YT-5062	7/16"	17.0	16.3	28	10/250/500
YT-5063	1/2"	17.0	18.0	28	10/150/500
YT-5064	9/16"	18.0	20.0	28	10/300
YT-5065	5/8"	19.0	22.0	28	10/500
YT-5066	11/16"	19.0	24.0	30	10/200
YT-5067	3/4"	21.0	26.0	30	10/200
YT-5068	13/16"	23.0	28.0	30	10/150
YT-5069	7/8"	24.0	30.0	32	10/150



### Hexagonal deep socket

3/8" DIN 3121  
CrV 508V30 AS-DRIVE



- drive locks
- surface finish: chromed, satin / mirror

YATO	∅ A (mm)	D1 (mm)	D2 (mm)	L (mm)	Box
YT-3820	6	10	17	63	24/48/96
YT-3821	7	10	17	63	24/48/96
YT-3822	8	12	17	63	24/48/96
YT-3823	9	13	17	63	24/48/96
YT-3824	10	14	17	63	24/48/96
YT-3825	11	16	17	63	24/48/96
YT-3826	12	18	17	63	24/48/96
YT-3827	13	19	17	63	24/48/96
YT-3828	14	20	19	63	24/48/96
YT-3829	15	21	19	63	12/60/120
YT-3830	16	22	20	63	12/60/120
YT-3831	17	24	23	63	12/60/120
YT-3832	18	25	23	63	12/60/120
YT-3833	19	26	24	63	12/60/120
YT-3834	20	28	25	63	10/50/100
YT-3835	21	28	26	63	60/120
YT-3836	22	28	26	63	10/50/100

### Hexagonal deep socket

3/8" DIN 3121 S.A.E.  
CrV 508V30 AS-DRIVE

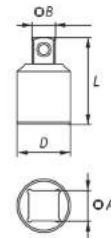


- drive locks
- surface finish: chromed, mirror

YATO	∅ A	D1 (mm)	D2 (mm)	L (mm)	Box
YT-5070	3/8"	17.0	14.2	63	10/50/100
YT-5071	7/16"	17.0	16.3	63	10/50/100
YT-5072	1/2"	17.0	18.0	63	10/50/100
YT-5073	9/16"	18.0	20.0	63	10/50/100
YT-5074	5/8"	19.0	22.0	63	10/50/100
YT-5075	11/16"	19.0	24.0	63	10/50/100
YT-5076	3/4"	21.0	26.0	63	10/50/100
YT-5077	13/16"	23.0	28.0	63	10/50/100
YT-5078	7/8"	24.0	30.0	63	10/50/100

### Adapter

3/8" DIN 3121 CrV 508V30



YATO	∅ A	∅ B	D (mm)	L (mm)	Box
YT-3853	3/8"(F)	1/4"(M)	17	27	10/250/500
YT-3854	3/8"(F)	1/2"(M)	17	35	10/100/200

### Universal joint

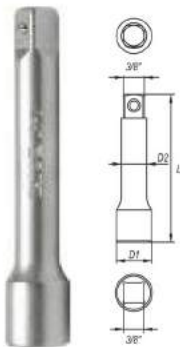
3/8" DIN 3121 CrV 508V30



YATO	∅	D (mm)	L (mm)	Box
YT-3850	3/8"	18	49	10/100/200

### Extension bar


3/8" DIN 3121 CrV 508V30



YATO	∅	D1 (mm)	D2 (mm)	L (mm)	Box
YT-3842	3/8"	18.0	12.3	42.0	10/100/200
YT-3843	3/8"	18.0	12.3	76.0	10/100/200
YT-3844	3/8"	18.0	12.3	152.4	10/50/100
YT-3845	3/8"	18.0	12.3	254.0	10/50

### Extension bar with wobble

3/8" DIN 3121 CrV 508V30

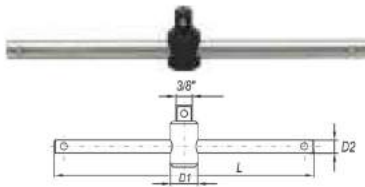


- max wobble angle: 15°

YATO	∅	D1 (mm)	D2 (mm)	L (mm)	Box
YT-3846	3/8"	18.0	12.3	40.0	10/100/200
YT-3847	3/8"	18.0	12.3	76.0	10/100/200
YT-3848	3/8"	18.0	12.3	152.4	10/50/100
YT-3849	3/8"	18.0	12.3	254.0	10/50

**Sliding T-bar**

3/8" DIN 3121 CrV 58BV16



YATO	Ø	D1 (mm)	D2 (mm)	L (mm)	PCS packing
YT-3840	3/8"	20.0	10.7	198	10/50/100

**Spark plug socket**

3/8" DIN 3121 AS-DRIVE CrV 58BV16



YATO	Ø	A	D1 (mm)	D2 (mm)	L (mm)	PCS packing
YT-3851	3/8"	16	22.0	19.0	64.0	10/100
YT-3841	3/8"	18	25.8	21.8	64.0	10/100
YT-3852	3/8"	21	27.8	22.0	64.0	10/100

**Quick release ratchet handle**

3/8" DIN 3122 QUICK RELEASE CrV 6140

PLASTIC HANGER

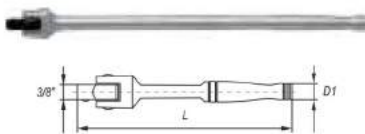


- minimum operation angle 5°
- quick release

YATO	Ø	Teeth	L (mm)	PCS packing	PCS
YT-07292	3/8"	72T	185	6	24/48
YT-07295	3/8"	45T	185	6	24/48

**Flexible handle**

3/8" DIN 3121 CrV 58BV10



YATO	Ø	D (mm)	L (mm)	PCS packing
YT-3839	3/8"	16	215	8/24/48

**3 way adaptor**

3/8" CrV 58BV16



YATO	Ø	Ø	PCS packing
YT-38541	3/8"(F)	1/2"(M)	10/100/200

**Quick release ratchet handle**

3/8" DIN 3122 72T QUICK RELEASE CrV 6135

PLASTIC HANGER



- minimum operation angle 5°
- quick release

YATO	Ø	L (mm)	PCS packing	PCS
YT-0291	3/8"	202	6	24/48

**Bit adapter**

3/8" CrV 6140



YATO	Ø	Ø A	D (mm)	L (mm)	PCS packing
YT-1296	3/8"	8mm	18	49	10/100

**Quick release ratchet handle**

3/8" DIN 3122 72T QUICK RELEASE CrV 6140



- minimum operation angle 5°
- quick release

YATO	Ø	L (mm)	PCS packing	PCS
YT-0308	3/8"	185	6	24/48

**Quick release ratchet handle**

3/8" DIN 3122 72T QUICK RELEASE CrV 6135



- minimum operation angle 5°
- quick release

YATO	Ø	L (mm)	PCS packing	PCS
YT-0294	3/8"	202	6	24/48





Hexagonal deep socket

1/4" DIN 3121  
CrV S8V20 AS-DRIVE



- drive locks
- surface finish: chromed, satin / mirror

YATO	∅ A (mm)	D1 (mm)	D2 (mm)	L (mm)	PCS
YT-1413	4.0	7.0	12.0	50	24/240/480
YT-1414	4.5	7.5	12.0	50	24/240/480
YT-1415	5.0	8.0	12.0	50	24/240/480
YT-1416	5.5	8.5	12.0	50	24/240/480
YT-1417	6.0	9.0	12.0	50	24/240/480
YT-1418	7.0	10.0	12.0	50	24/240/480
YT-1419	8.0	12.0	12.0	50	24/240/480
YT-1420	9.0	13.0	12.0	50	24/240/480
YT-1421	10.0	14.0	13.0	50	24/240/480
YT-1422	11.0	16.0	14.0	50	24/120/240
YT-1423	12.0	17.0	15.0	50	24/120/240
YT-1424	13.0	18.0	16.0	50	24/120/240
YT-14241	14.0	18.0	19.0	50	24/120/240

Hexagonal socket

1/4" DIN 3121  
CrV S8V20 AS-DRIVE



- drive locks
- surface finish: chromed, satin / mirror

YATO	∅ A (mm)	D1 (mm)	D2 (mm)	L (mm)	PCS packing
YT-14010	3.5	6.6	10.2	25	24 240/480
YT-1401	4.0	7.0	12.0	25	24 240/480
YT-1402	4.5	7.5	12.0	25	24 240/480
YT-1403	5.0	8.0	12.0	25	24 240/480
YT-1404	5.5	8.5	12.0	25	24 240/480
YT-1405	6.0	9.0	12.0	25	24 240/480
YT-1406	7.0	10.0	12.0	25	24 240/480
YT-1407	8.0	12.0	11.0	25	24 240/480
YT-1408	9.0	13.0	12.0	25	24 240/480
YT-1409	10.0	15.0	12.0	25	24 240/480
YT-1410	11.0	16.0	14.0	25	24 240/480
YT-1411	12.0	17.0	15.0	25	24 240/480
YT-1412	13.0	18.0	16.0	25	24 240/480
YT-14122	14.0	17.0	19.0	25	24 240/480

Hexagonal socket

1/4" DIN 3121 S.A.E.  
CrV S8V20 AS-DRIVE



- drive locks
- surface finish: chromed, mirror

YATO	∅ A	D1 (mm)	D2 (mm)	L (mm)	PCS packing
YT-5040	5/32"	7.0	12.0	25	20 200/400
YT-5041	3/16"	8.0	12.0	25	20 200/400
YT-5042	7/32"	9.0	12.0	25	20 200/400
YT-5043	1/4"	10.0	12.0	25	20 200/400
YT-5044	9/32"	11.0	12.0	25	20 200/400
YT-5045	5/16"	12.0	11.1	25	20 200/400
YT-5046	11/32"	13.0	11.5	25	20 200/400
YT-5047	3/8"	14.7	12.3	25	20 200/400
YT-5048	7/16"	16.0	13.9	25	10 200/400
YT-5049	1/2"	18.0	15.7	25	10 200/400



### Quick release ratchet handle

3/8" DIN 3122 72T QUICK RELEASE CrV 6140



- minimum operation angle 5°
- quick release

YATO	Ø	L (mm)	PCS packing:	Box
YT-0314	3/8"	170	6	24/48

### Ratchet handle with traction belt

3/8" 72T QUICK RELEASE CrV 6140



- minimum operation angle 5°
- quick release

YATO	Ø	L (mm)	PCS packing:	Box
YT-0724	3/8"	200	6	30/60

### Flexible ratchet handle/round head

3/8" 72T QUICK RELEASE CrV 6140



- minimum operation angle 5°
- quick release

YATO	Ø	L (mm)	PCS packing:	Box
YT-0721	3/8"	274	6	30/60

### Quick release ratchet handle

3/8" DIN 3122 72T QUICK RELEASE CrV 6140



- minimum operation angle 5°
- quick release

YATO	Ø	L (mm)	PCS packing:	Box
YT-0320	3/8"	205	6	24/48

### Hexagonal socket

1/2" DIN 3121 CrV 588V31 AS-DRIVE



- drive locks
- surface finish: chromed, satin / mirror

YATO	Ø A (mm)	D1 (mm)	D2 (mm)	L (mm)	Box
YT-1201	8	12	22	38	12/120/240
YT-1202	9	14	22	38	12/120/240
YT-1203	10	15	22	38	12/120/240
YT-1204	11	16	22	38	12/120/240
YT-1205	12	18	22	38	12/120/240
YT-1206	13	19	22	38	12/120/240
YT-1207	14	20	22	38	12/120/240
YT-1208	15	21	22	38	12/120/240
YT-1209	16	23	22	38	12/120/240
YT-1210	17	24	23	38	12/120/240
YT-1211	18	25	23	38	12/120/240
YT-1212	19	27	24	38	12/120/240
YT-1213	20	28	24	38	12/120/240
YT-1214	21	29	24	38	12/120/240
YT-1215	22	30	25	38	12/120/240
YT-1216	23	31	28	38	12/60/120
YT-1217	24	32	28	38	12/60/120
YT-1218	27	36	30	42	12/60/120
YT-1219	30	40	34	42	12/60/120
YT-1220	32	42	36	42	10/50/100
YT-1199	34	44	37	45	6/36
YT-1200	36	48	43	45	8/32

### Hexagonal deep socket

1/2" DIN 3121 CrV 588V31 AS-DRIVE



- drive locks
- surface finish: chromed, satin / mirror

YATO	Ø A (mm)	D1 (mm)	D2 (mm)	L (mm)	Box
YT-1221	8	13	22	76	12/60/120
YT-1222	9	14	22	76	12/60/120
YT-1223	10	15	22	76	12/60/120
YT-1224	11	17	22	76	12/60/120
YT-1225	12	18	22	76	12/60/120
YT-1226	13	19	22	76	12/60/120
YT-1227	14	20	22	76	12/60/120
YT-1228	15	21	22	76	12/60/120
YT-1229	16	24	22	76	12/60/120
YT-1230	17	24	22	76	12/60/120
YT-1231	18	25	23	76	12/60/120
YT-1232	19	27	24	76	12/60/120
YT-1233	20	28	24	76	12/60/120
YT-1234	21	29	24	76	12/60/120
YT-1235	22	30	26	76	12/60/120
YT-1236	23	31	28	76	12/60/120
YT-1237	24	32	28	76	12/60/120
YT-1238	27	36	30	76	12/24/72
YT-1239	30	40	36	76	12/24/48
YT-1240	32	42	38	76	12/24/48

### Telescopic quick release ratchet handle

3/8" 72T QUICK RELEASE CrV 6135



- minimum operation angle 5°
- quick release

YATO	Ø	L (mm)	PCS packing:	Box
YT-0298	3/8"	215-315	6	24



**Hexagonal socket**

1/2" DIN 3121 S.A.E.  
CrV 588730 AS-DRIVE



- drive locks
- surface finish: chromed, mirror

YATO	Ø A (mm)	D1 (mm)	D2 (mm)	L (mm)	
YT-5079	5/16"	12.4	22.0	38	10/100/200
YT-5080	3/8"	14.7	22.0	38	10/100/200
YT-5081	7/16"	17.0	22.0	38	10/100/200
YT-5082	1/2"	19.0	22.0	38	10/100/200
YT-5083	9/16"	20.8	22.0	38	10/100/200
YT-5084	5/8"	22.0	21.2	38	10/100/200
YT-5085	11/16"	24.0	23.5	38	10/100/200
YT-5086	3/4"	26.0	24.0	38	10/100/200
YT-5087	13/16"	28.0	24.0	38	10/100/200
YT-5088	7/8"	30.0	26.0	38	10/50/100
YT-5089	15/16"	32.0	26.0	40	10/50/100
YT-5090	1"	34.0	27.5	43	10/50/100
YT-5091	1-1/16"	36.0	29.0	43	10/50/100
YT-5092	1-1/8"	38.0	30.5	44	10/50/100
YT-5093	1-1/4"	42.0	34.0	45	10/50/100

**Hexagonal deep socket**

1/2" DIN 3121 CrV 588730 S.A.E. AS-DRIVE



- drive locks
- surface finish: chromed, mirror

YATO	Ø A (mm)	D1 (mm)	D2 (mm)	L (mm)	
YT-5094	3/8"	14.7	22.0	78	10/50/100
YT-5095	7/16"	17.0	22.0	78	10/50/100
YT-5096	1/2"	19.0	22.0	78	10/50/100
YT-5097	9/16"	20.8	22.0	78	10/50/100
YT-5098	5/8"	22.0	21.3	78	10/50/100
YT-5099	11/16"	24.0	23.3	78	10/50/100
YT-5100	3/4"	26.0	24.0	78	10/50/100
YT-5101	13/16"	28.0	24.0	78	10/50/100
YT-5102	7/8"	30.0	28.0	78	10/50/100
YT-5103	15/16"	32.0	28.0	78	10/50/100
YT-5104	1"	34.0	30.5	78	10/50/100
YT-5105	1-1/16"	36.0	32.0	78	10/50
YT-5106	1-1/8"	38.0	33.5	78	10/20/40
YT-5107	1-1/4"	42.0	36.0	78	10/20/40

**Spline socket**

1/2" DIN 3121 CrV 588730

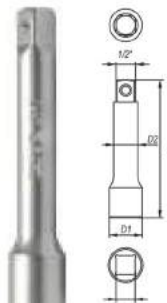


- drive locks
- enable to undo 5 types of screws
- allows to unscrew nuts damaged in 70%
- surface finish: chromed, satin / mirror

YATO	Ø A (mm)	D1 (mm)	D2 (mm)	L (mm)	
YT-1460	8	13	22	38	10/100/200
YT-1461	9	15	22	38	10/100/200
YT-1462	10	16	22	38	10/100/200
YT-1463	11	17	22	38	10/100/200
YT-1464	12	18	22	38	10/100/200
YT-1465	13	19	22	38	10/100/200
YT-1466	14	20	22	38	10/100/200
YT-1467	15	22	23	38	10/100/200
YT-1468	16	23	22	38	10/100/200
YT-1469	17	25	23	38	10/100/200
YT-1470	18	26	23	38	10/100/200
YT-1471	19	27	24	38	10/100/200
YT-1472	20	28	24	38	10/100/200
YT-1473	21	30	24	38	10/100/200
YT-1474	22	31	26	38	10/100/200
YT-1475	23	32	28	38	10/50/100
YT-1476	24	34	28	38	10/50/100
YT-1478	27	37	30	42	10/50/100
YT-1480	30	41	34	42	10/50/100
YT-1481	32	44	36	45	10/50/100

**Extension bar**

1/2" DIN 3121 CrV 588730

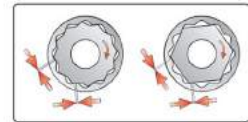


- max wobble angle: 15°

YATO	Ø	D1 (mm)	D2 (mm)	L (mm)	
YT-1246	1/2"	24.0	14.5	76	15/30/120
YT-1247	1/2"	24.0	14.5	127	5/20/80
YT-1248	1/2"	24.0	14.5	254	5/20/40

**Bi-hexagonal socket**

1/2" DIN 3121 CrV 588730 AS-DRIVE

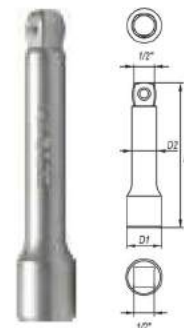


- drive locks
- surface finish: chromed, satin / mirror

YATO	Ø A (mm)	D1 (mm)	D2 (mm)	L (mm)	
YT-1270	8	12	22	38	12/120/240
YT-1271	9	14	22	38	12/120/240
YT-1272	10	15	22	38	12/120/240
YT-1273	11	16	22	38	12/120/240
YT-1274	12	17	22	38	12/120/240
YT-1275	13	19	22	38	12/120/240
YT-1276	14	20	22	38	12/120/240
YT-1277	15	21	22	38	12/120/240
YT-1278	16	23	22	38	12/120/240
YT-1279	17	24	22	38	12/120/240
YT-1280	18	25	23	38	12/120/240
YT-1281	19	27	24	38	12/120/240
YT-1282	20	28	24	38	12/120/240
YT-1283	21	29	24	38	12/120/240
YT-1284	22	30	26	38	12/120/240
YT-1285	23	31	28	38	6/60/120
YT-1286	24	32	28	38	6/60/120
YT-1289	27	36	30	42	6/60/120
YT-1291	30	40	34	42	6/60/120
YT-1292	32	42	36	42	6/60/120
YT-12921	34	46	38	44	10/50/100

**Extension bar with wobble**

1/2" DIN 3121 CrV 588730



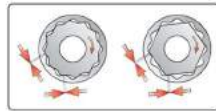
- max wobble angle: 15°

YATO	Ø	D1 (mm)	D2 (mm)	L (mm)	
YT-1249	1/2"	24.0	14.5	76	15/30/120
YT-1250	1/2"	24.0	14.5	127	5/20/80
YT-1251	1/2"	24.0	14.5	254	5/20/40



**Bihexagonal deep socket**

1/2" DIN 3121 CrV S98V31  
AS-DRIVE



YATO	Ø A (mm)	D1 (mm)	D2 (mm)	L (mm)	Box
YT-12930	8	13	22	76	10/100/200
YT-12931	9	14	22	76	10/100/200
YT-12932	10	15	22	76	10/100/200
YT-12933	11	17	22	76	10/100/200
YT-12934	12	18	22	76	10/100/200
YT-12935	13	19	22	76	10/100/200
YT-12936	14	20	22	76	10/100/200
YT-12937	15	21	22	76	10/100/200
YT-12938	16	24	22	76	10/100/200
YT-12939	17	24	22	76	10/100/200
YT-12940	18	25	23	76	10/100/200
YT-12941	19	27	24	76	10/100/200
YT-12942	20	28	24	76	10/100/200
YT-12943	21	29	24	76	10/100/200
YT-12944	22	30	26	76	10/100/200
YT-12945	23	31	28	76	10/50/100
YT-12946	24	32	28	76	10/50/100
YT-12947	27	36	30	76	10/50/100
YT-12948	30	40	36	76	10/50/100
YT-12949	32	42	38	76	10/50/100

**Torx socket**

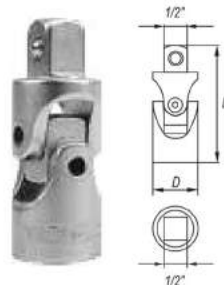
1/2" DIN 3121 CrV S98V31



YATO	Ø	size	L (mm)	Box
YT-05220	1/2"	E10	28	12/120/240
YT-05221	1/2"	E11	28	12/120/240
YT-05222	1/2"	E12	28	12/120/240
YT-05223	1/2"	E14	28	12/120/240
YT-05224	1/2"	E16	28	12/120/240
YT-05225	1/2"	E18	28	12/120/240
YT-05226	1/2"	E20	28	12/120/240
YT-05227	1/2"	E22	28	12/120/240
YT-05228	1/2"	E24	28	12/60/120

**Universal joint**

1/2" DIN 3121 CrV S98V31



YATO	Ø	D (mm)	L (mm)	Box
YT-1252	1/2"	25	69	5/50/100

**Adapter**

1/2" DIN 3121 CrV S98V31



YATO	Ø A	Ø B	D (mm)	L (mm)	Box
YT-1255	1/2"(F)	3/8"(M)	22.0	34.0	10/100/200
YT-1258	1/2"(F)	3/4"(M)	27.0	45.5	10/50/100

**Bit adapter**

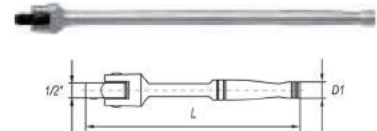
1/2" CrV S98V31



YATO	Ø	Ø A	D (mm)	L (mm)	Box
YT-1295	1/2"	8mm	21.9	38	10/250/500

**Flexible handle**

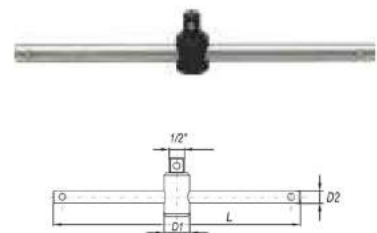
1/2" DIN 3121 CrV S98V31



YATO	Ø	D (mm)	L (mm)	Box
YT-1241	1/2"	19.0	360	5/15/30
YT-1242	1/2"	20.0	457	5/10/20

**Sliding T-bar**

1/2" DIN 3121 CrV S98V31



YATO	Ø	D1 (mm)	D2 (mm)	L (mm)	Box
YT-1243	1/2"	24.0	13.5	255	4/24/48

**L-type handle**

1/2" DIN 3121 CrV S98V31



YATO	Ø	L (mm)	Box
YT-12438	1/2"	317	36



**L-type handle**

1/2" DIN 3121 CrV S10V3



YATO	Ø	L (mm)	PCS packing	
YT-1244	1/2"	317	3	36

**Spark plug socket**

1/2" DIN 3121 AS-DRIVE CrV S08V30



YATO	Ø	A	L (mm)	
YT-1253	1/2"	16	64.0	10
YT-1254	1/2"	21	64.0	10

**Telescopic ratchet handle**

1/2" 72T QUICK RELEASE CrV 6135



- minimum operation angle 5°
- quick release
- extension bar increase the torque

YATO	Ø	L (mm)	PCS packing	
YT-0299	1/2"	305-445	6	24

**Quick release ratchet handle**

1/2" DIN 3122 QUICK RELEASE CrV 6140



- minimum operation angle 5°
- quick release

YATO	Ø	Teeth	L (mm)	PCS packing	
YT-07293	1/2"	72T	255	6	24
YT-07296	1/2"	45T	255	6	24

**Quick release ratchet handle**

1/2" DIN 3122 72T QUICK RELEASE CrV 6140



- minimum operation angle 5°
- quick release

YATO	Ø	L (mm)	PCS packing	
YT-0321	1/2"	255	6	24

**Quick release ratchet handle**

1/2" DIN 3122 72T QUICK RELEASE CrV 6140



- minimum operation angle 5°
- quick release

YATO	Ø	L (mm)	PCS packing	
YT-0315	1/2"	250	6	24

**Quick release ratchet handle**

1/2" DIN 3122 72T QUICK RELEASE CrV 6140



- minimum operation angle 5°
- quick release

YATO	Ø	L (mm)	PCS packing	
YT-0309	1/2"	278	6	24

**Quick release ratchet handle**

1/2" DIN 3122 72T QUICK RELEASE CrV 6135



- minimum operation angle 5°
- quick release

YATO	Ø	L (mm)	PCS packing	
YT-0292	1/2"	257	6	44

**Extended ratchet set**

1/2" 72T QUICK RELEASE CrMo 4130 CrV 6130



- minimum operation angle 5°
- quick release
- extension bar increase the torque

YATO	Ø	L (mm)	L (mm)	
YT-0300	1/2"	265-415	280-420	6





### Hexagonal socket

3/4" DIN 3121 CrV AS-DRIVE



- application: industry, car service stations and workshops
- for high loads
- drive locks
- surface finish: chromed, satin

YATO	Ø A (mm)	D1 (mm)	D2 (mm)	L (mm)	
YT-1301	19	30	36	50	12/96
YT-1302	21	32	36	50	12/96
YT-1303	22	32	36	50	12/96
YT-1304	23	34	36	50	12/96
YT-1305	24	34	36	50	12/96
YT-1306	25	36	36	50	12/96
YT-1307	26	37	34	50	12/96
YT-1308	27	38	34	50	12/96
YT-1309	28	40	34	50	12/96
YT-1310	29	40	35	50	12/96
YT-1311	30	42	36	55	8/48
YT-1312	32	44	37	55	8/48
YT-1313	33	46	38	55	8/48
YT-1314	34	47	38	55	8/48
YT-1315	35	48	42	60	6/36
YT-1316	36	50	42	60	6/36
YT-1317	38	52	45	60	6/36
YT-1318	41	56	45	65	4/32
YT-1319	42	57	45	65	4/32
YT-1320	43	58	45	65	4/32
YT-1322	46	62	48	70	4/32
YT-1323	48	64	48	70	4/24
YT-1324	50	68	48	70	4/24
YT-1326	52	70	48	70	4/20
YT-1328	55	73	48	75	4/20
YT-1330	60	80	48	80	4/20

### Extension bar

3/4" DIN 3121 CrV



YATO	Ø	D1 (mm)	D2 (mm)	L (mm)	
YT-1340	3/4"	36	22	100	6/36
YT-1341	3/4"	36	22	200	5/20
YT-1342	3/4"	36	22	400	5/10

### Adapter

3/4" DIN 3121 CrV



YATO	Ø A	Ø B	D (mm)	L (mm)	
YT-1259	3/4"(F)	1/2"(M)	32	51	5

### Universal joint

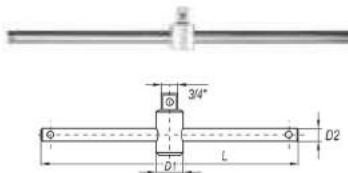
3/4" DIN 3121 CrV



YATO	Ø	D (mm)	L (mm)	
YT-1352	3/4"	40	106	12/48

### Sliding T-bar

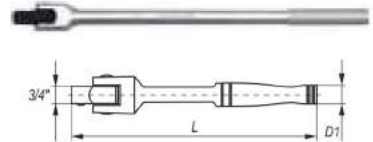
3/4" DIN 3121 CrV



YATO	Ø	D1 (mm)	D2 (mm)	L (mm)	
YT-1350	3/4"	37	20	500	5/10

### Flexible handle

3/4" DIN 3121 CrV



YATO	Ø	D (mm)	L (mm)	
YT-1345	3/4"	25	507	5/10

### L-type handle

3/4" DIN 3121 CrV



YATO	Ø	L (mm)	PCS packing	
YT-1347	3/4"	385	5	5/20
YT-1348	3/4"	440	5	10

### Quick release ratchet handle

3/4" DIN 3122 24T QUICK RELEASE RATCHET HANDLE CrV 6140



YATO	Ø	L (mm)	PCS packing	
YT-1360	3/4"	625	1	10



**Socket bit**

DIN 3120 AISI S2 HRC 58-62  
TORX 1/4"



YATO	size(mm)	L (mm)	Ø	MAX(Nm)	Box
YT-7660	T8	37	1/4"	3.9	10/100
YT-7661	T10	37	1/4"	5.9	10/100
YT-7662	T15	37	1/4"	9.8	10/100

**Socket bit**

DIN 3120 AISI S2 HRC 58-62  
+ 1/4"



YATO	size(mm)	L (mm)	Ø	MAX(Nm)	Box
YT-7676	PZ1	37	1/4"	6.2	10/100
YT-7678	PZ3	37	1/4"	44.1	10/100

**Socket bit**

DIN 3120 AISI S2 HRC 58-62  
HEX 3/8"



YATO	size(mm)	L (mm)	Ø	MAX(Nm)	Box
YT-7693	3MM	50	3/8"	14.2	10/100
YT-7694	4MM	50	3/8"	27.0	10/100
YT-7695	5MM	50	3/8"	53.9	10/100
YT-7696	6MM	50	3/8"	89.2	10/100
YT-76594	7MM	36	3/8"	122.4	100/400
YT-7697	7MM	50	3/8"	122.4	10/100
YT-7698	8MM	50	3/8"	174.5	10/100
YT-76595	9MM	92	3/8"	174.5	20/120
YT-7699	10MM	50	3/8"	220.0	10/100

**Socket bit**


DIN 3120 AISI S2 HRC 58-62  
HEX 1/4"



YATO	size(mm)	L (mm)	Ø	MAX(Nm)	Box
YT-7670	6MM	37	1/4"	88.6	10/100
YT-7671	7MM	37	1/4"	120.6	10/100

**Socket bit**

DIN 3120 AISI S2 HRC 58-62  
- 1/4"



YATO	size(mm)	L (mm)	Ø	MAX(Nm)	Box
YT-7679	4MM	37	1/4"	5.2	10/100
YT-7680	5.5MM	37	1/4"	8.8	10/100
YT-7681	6.5MM	37	1/4"	16.8	10/100

**Socket bit**

DIN 3120 AISI S2 HRC 58-62  
+ 3/8"



YATO	size(mm)	L (mm)	Ø	MAX(Nm)	Box
YT-7700	PH1	50	3/8"	7.4	10/100
YT-7701	PH2	50	3/8"	22.1	10/100
YT-7702	PH3	50	3/8"	45.1	10/100

**Socket bit**


DIN 3120 AISI S2 HRC 58-62  
+ 1/4"



YATO	size(mm)	L (mm)	Ø	MAX(Nm)	Box
YT-7673	PH1	37	1/4"	7.6	10/100
YT-7674	PH2	37	1/4"	21.6	10/100
YT-7675	PH3	37	1/4"	44.4	10/100

**Socket bit**

DIN 3120 AISI S2 HRC 58-62  
TORX 3/8"



YATO	size(mm)	L (mm)	Ø	MAX(Nm)	Box
YT-7682	T10	50	3/8"	6.1	10/100
YT-7683	T15	50	3/8"	11.0	10/100
YT-7684	T20	50	3/8"	18.1	10/100
YT-7685	T25	50	3/8"	27.0	10/100
YT-7686	T27	50	3/8"	34.8	10/100
YT-7687	T30	50	3/8"	41.8	10/100
YT-7688	T40	50	3/8"	77.9	10/100
YT-7689	T45	50	3/8"	120.6	10/100
YT-7690	T50	50	3/8"	175.5	10/100
YT-7691	T55	50	3/8"	205.9	10/100
YT-7692	T60	50	3/8"	379.0	10/100

**Socket bit**

DIN 3120 AISI S2 HRC 58-62  
+ 3/8"



YATO	size(mm)	L (mm)	Ø	MAX(Nm)	Box
YT-7703	PZ1	50	3/8"	5.9	10/100
YT-7704	PZ2	50	3/8"	19.2	10/100
YT-7705	PZ3	50	3/8"	43.9	10/100



### Socket bit


DIN 3120  
AISI S2  
HRC 58-62  
3/8"



YATO	size(mm)	L (mm)	Ø	MAX(Nm)	Box
YT-7706	5.5MM	50	3/8"	9.0	10/100
YT-7707	6.5MM	50	3/8"	17.2	10/100
YT-7708	8MM	50	3/8"	20.1	10/100

### Socket bit


DIN 3120  
AISI S2  
HRC 58-62  
1/2"



YATO	size(mm)	L (mm)	Ø	MAX(Nm)	Box
YT-7723	4MM	50	1/2"	26.3	10/100
YT-7726	7MM	50	1/2"	128.7	10/100
YT-7728	10MM	50	1/2"	220.0	10/100
YT-7730	14MM	50	1/2"	590.0	10/100
YT-7731	17MM	50	1/2"	1000.0	10/100

### Star bit sockets

1/2" DIN 3120  
AISI S2  
HRC 58-62  
SPLINE



YATO	Ø	L (mm)	Ø	MAX(Nm)	Box
YT-0450	M5	100	1/2"	16.0	10/100

### Socket bit


DIN 3120  
AISI S2  
HRC 58-62  
3/8"



YATO	size(mm)	L (mm)	Ø	MAX(Nm)	Box
YT-7709	T45	50	3/8"	122.5	10/100
YT-7710	T50	50	3/8"	176.5	10/100
YT-7711	T55	50	3/8"	218.0	10/100
YT-7712	T60	50	3/8"	379.0	10/100

### Socket bit

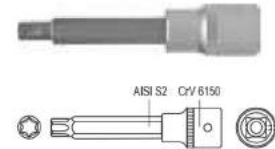
DIN 3120  
AISI S2  
HRC 58-62  
1/2"



YATO	size(mm)	L (mm)	Ø	MAX(Nm)	Box
YT-7732	M5	50	1/2"	33.9	10/100
YT-7733	M6	50	1/2"	60.8	10/100
YT-7734	M8	50	1/2"	104.2	10/100
YT-7737	M14	50	1/2"	370.0	10/100
YT-7738	M16	50	1/2"	590.0	10/100

### Socket bit

TORX



YATO	Ø	L (mm)	Ø	MAX(Nm)	Box
YT-0441	T25	100	1/2"	19.0	10/100
YT-0440	T70	100	1/2"	701.0	10/100

### Socket bit

DIN 3120  
AISI S2  
HRC 58-62  
TORX  
1/2"



YATO	size(mm)	L (mm)	Ø	MAX(Nm)	Box
YT-7713	T20	50	1/2"	17.9	10/100
YT-7714	T25	50	1/2"	25.5	10/100
YT-7719	T50	50	1/2"	176.5	10/100
YT-7721	T60	50	1/2"	379.0	10/100
YT-7722	T70	50	1/2"	590.0	10/100

### Socket bit

DIN 3120  
AISI S2  
HRC 58-62  
HEX  
1/2"



YATO	size(mm)	L (mm)	Ø	MAX(Nm)	Box
YT-7744	10MM	100	1/2"	220.0	10/100
YT-7747	17MM	100	1/2"	1000.0	10/100

### Star bit sockets

max. TORQUE 21.8 Nm  
DIN 3120  
AISI S2  
HRC 58-62

7 PCS  
TOOL SPECIAL PERFORMANCE  
for new models TORX® W7




1/4": L=35 mm;  
TS10, TS15, TS20, TS25, TS27, TS30, TS40

YATO	Box	Box
YT-0461	340	12/48




**Socket bit**




YATO	size(mm)	L (mm)	Ø	MAX(Nm)	
YT-76590	T6	37	1/4"	3.9	10/150
YT-76591	T7	37	1/4"	3.9	10/150
YT-04301	T8	37	1/4"	3.9	10/150
YT-76592	T9	37	1/4"	3.9	10/150
YT-04302	T10	37	1/4"	5.9	10/150
YT-04303	T15	37	1/4"	9.8	10/150
YT-04304	T20	37	1/4"	18.6	10/150
YT-04305	T25	37	1/4"	26.5	10/150
YT-76593	T27	37	1/4"	26.5	10/150
YT-04305	T25	37	1/4"	26.5	10/150
YT-04306	T30	37	1/4"	42.9	10/150
YT-04307	T40	37	1/4"	75.8	10/150

**Socket bit**



YATO	size(mm)	L (mm)	Ø	MAX(Nm)	
YT-04310	T20	50	1/2"	17.9	10/40
YT-04311	T25	50	1/2"	25.5	10/40
YT-04312	T27	50	1/2"	34.1	10/40
YT-04313	T30	50	1/2"	37.4	10/40
YT-04314	T40	50	1/2"	76.7	10/40
YT-04315	T45	50	1/2"	117.0	10/40
YT-04316	T50	50	1/2"	176.5	10/40
YT-04317	T55	50	1/2"	218.0	10/40
YT-04318	T60	50	1/2"	379.0	10/40
YT-04319	T70	50	1/2"	590.0	10/40

**Socket bit**



YATO	size(mm)	L (mm)	Ø	MAX(Nm)	
YT-04320	T20	100	1/2"	12.7	10/20
YT-04321	T25	100	1/2"	19.0	10/20
YT-04322	T27	100	1/2"	26.9	10/20
YT-04323	T30	100	1/2"	37.4	10/20
YT-04324	T40	100	1/2"	85.1	10/20
YT-04325	T45	100	1/2"	104.0	10/20
YT-04326	T50	100	1/2"	159.0	10/20
YT-77170	T50	200	1/2"	159.0	25/100
YT-77171	T55	200	1/2"	257.0	25/100
YT-04327	T55	100	1/2"	257.0	10/20
YT-77172	T60	200	1/2"	446.0	25/100
YT-04328	T60	100	1/2"	446.0	10/20
YT-04329	T70	100	1/2"	701.0	10/20

**Star bit sockets**



1/4": L=35 mm; T8, T10, T15, T20, T25, T27, T30  
3/8": L=50 mm; T40, T45, T47, T50, T55

YATO		
YT-0430	340	6/48



1/4": L=35 mm; T8, T10, T15, T20, T25, T27, T30  
3/8": L=50 mm; T40, T45, T47, T50, T55

YATO		
YT-0431	340	6/48

**Star bit sockets**



1/4": L=35 mm; H2, H3, H4, H5, H6 mm  
3/8": L=50 mm; H7, H8, H10, H12 mm

YATO		
YT-0432	290	6/36



1/4": L=35 mm; M5, M5  
3/8": L=50 mm; M8, M10, M12

YATO		
YT-0433	185	12/48



**Socket bit**


DIN 3120 AISI S2 HRC 58-62  
 SPLINE 1/2"



YATO	size(mm)	L (mm)	Ø	max(Nm)	Box
YT-04341	M6	50	1/2"	30	10/40
YT-04342	M8	50	1/2"	104.2	10/40
YT-04343	M10	50	1/2"	176.5	10/40
YT-04344	M12	50	1/2"	220.0	10/40
YT-04345	M14	50	1/2"	370.0	10/40
YT-04346	M16	50	1/2"	590.0	10/40

**Socket bit**

1/2" DIN 3120 AISI S2 HRC 58-62  
 SPLINE



YATO	Ø	L (mm)	Ø	MAX(Nm)	Box
YT-04350	M5	100	1/2"	16.0	10/20
YT-04351	M6	100	1/2"	30.0	10/20
YT-04352	M8	100	1/2"	52.0	10/20
YT-04353	M10	100	1/2"	120.0	10/20
YT-04354	M12	100	1/2"	220.0	10/20
YT-04355	M14	100	1/2"	370.0	10/20
YT-04356	M16	100	1/2"	590.0	10/20
YT-04357	M17	100	1/2"	590.0	10/20

**Socket bit**

DIN 3120 AISI S2 HRC 58-62  
 HEX 1/4"



YATO	size(mm)	L (mm)	Ø	MAX(Nm)	Box
YT-04370	3MM	37	1/4"	14.7	10/150
YT-04371	4MM	37	1/4"	26.5	10/150
YT-04372	5MM	37	1/4"	53.8	10/150
YT-04373	6MM	37	1/4"	88.6	10/150
YT-04374	7MM	37	1/4"	120.6	10/150
YT-04375	8MM	37	1/4"	170.2	10/150

**Star bit sockets**

MAX TORQUE 21.8 Nm DIN 3120 AISI S2 HRC 58-62  
 12 PCS TORX



1/4": L=35 mm; T8, T10, T15, T20, T25, T27, T30  
 3/8": L=50 mm; T40, T45, T47, T50, T55

YATO	Box	Box
YT-04331	340	10/40

MAX TORQUE 21.8 Nm DIN 3120 AISI S2 HRC 58-62  
 12 PCS TORX



1/4": L=35 mm; T8, T10, T15, T20, T25, T27, T30  
 3/8": L=50 mm; T40, T45, T47, T50, T55

YATO	Box	Box
YT-04332	340	10/40

**Star bit sockets**

MAX TORQUE 21.8 Nm DIN 3120 AISI S2 HRC 58-62  
 5 PCS SPLINE



1/4": L=35 mm; M5, M6  
 3/8": L=50 mm; M8, M10, M12

YATO	Box	Box
YT-04360	185	12/48

MAX TORQUE 21.8 Nm DIN 3120 AISI S2 HRC 58-62  
 9 PCS HEX



1/4": L=35 mm; H2, H3, H4, H5, H6 mm  
 3/8": L=50 mm; H7, H8, H10, H12 mm

YATO	Box	Box
YT-04401	290	6/36



2

**Socket bit**

DIN 3120  
AISI S2  
HRC 58-62  
HEX  
1/2"



YATO	size(mm)	L (mm)	Ø	MAX(Nm)	☐
YT-04381	5MM	50	1/2"	52.7	10/40
YT-04382	6MM	50	1/2"	89.0	10/40
YT-04383	7MM	50	1/2"	128.7	10/40
YT-04384	8MM	50	1/2"	174.1	10/40
YT-04385	10MM	50	1/2"	220.0	10/40
YT-04386	12MM	50	1/2"	370.0	10/40
YT-04387	14MM	50	1/2"	590.0	10/40
YT-04388	17MM	50	1/2"	1000.0	10/40

**Socket bit**

DIN 3120  
AISI S2  
HRC 58-62  
HEX  
1/2"



YATO	size(mm)	L (mm)	Ø	MAX(Nm)	☐
YT-04390	4MM	100	1/2"	27.5	10/20
YT-04391	5MM	100	1/2"	53.4	10/20
YT-04392	6MM	100	1/2"	89.4	10/20
YT-04393	7MM	100	1/2"	132.2	10/20
YT-04394	8MM	100	1/2"	176.3	10/20
YT-76596	9MM	50	1/2"	176.3	100
YT-04395	10MM	100	1/2"	220.0	10/20
YT-76597	11MM	90	1/2"	220.0	120
YT-04396	12MM	100	1/2"	370.0	10/20
YT-04397	14MM	100	1/2"	590.0	10/20
YT-04398	17MM	100	1/2"	1000.0	10/20

**Bit socket set**

45 PCS  
1/4"  
6.3mm  
+  
-  
S2

**NEW**



- 1/4" (6.3mm) 3, 4, 5, 6, 7mm (3-25mm) S2
- 1/4" (6.3mm) PH, PH1, PH2, PH3 (3-25mm) HSS, PH2 (3-10mm) S2
- 1/4" (6.3mm) PZ1, PZ2, PZ2 (3-25mm) HSS, PZ2 (3-10mm) S2
- 1/4" (6.3mm) T8, T9, T10, T15, T20, T25, T30, T40 (4-25mm) S2
- 1/4" (6.3mm) 2, 2.5, 3, 4, 5, 6, 8mm (1-20mm) S2
- 1/4" (6.3mm) B1, B2, B3 (1-20mm) S2
- 1/4" (6.3mm) P1, P2, P3, P4, P5, P6, P7, P8, P9, P10 (1-40mm) S2
- 1/4" (6.3mm) P11, P12, P13, P14, P15, P16, P17, P18, P19, P20 (1-40mm) S2
- 1/4" (6.3mm) S, S1, S2 (1-40mm) S2
- 1/4" (6.3mm) S, S1, S2 (1-40mm) S2

YATO	size(mm)	L (mm)	Ø	MAX(Nm)	☐
YT-04620			1/4" (6.3 mm)		20

**Star bit sockets**

DIN 3120  
AISI S2  
HRC 58-62  
+  
1/4"



YATO	size(mm)	L (mm)	Ø	MAX(Nm)	☐
YT-04411	PH1	37	1/4"	7.6	10/150
YT-04412	PH2	37	1/4"	21.6	10/150
YT-04413	PH3	37	1/4"	44.4	10/150

**Star bit sockets**

DIN 3120  
AISI S2  
HRC 58-62  
+  
1/4"



YATO	size(mm)	L (mm)	Ø	MAX(Nm)	☐
YT-04417	PZ1	37	1/4"	6.2	10/150
YT-04418	PZ2	37	1/4"	20.1	10/150

Bit socket set

23 PCS 1/4" 6.3mm



<b>YATO</b>	<b>0</b>	
YT-04621	1/4" (6.3 mm)	30

Bit socket set

32 PCS 1/4" 6.3mm



<b>YATO</b>	<b>0</b>	
YT-04622	1/4" (6.3 mm)	15

Bit socket set

34 PCS 1/4" 6.3mm S2



<b>YATO</b>	<b>0</b>	
YT-04623	1/4" (6.3 mm)	30

Bit socket set

59 PCS 1/4" 6.3mm S2



<b>YATO</b>	<b>0</b>	
YT-04624	1/4" (6.3 mm)	30



**Bit socket set**

18 PCS	1/2"	1/4"	⊖	⊕
CrV 6150	HRC 58-62	AISI S2	DIN 3120	



- 1/4" (6.3 mm): 4, 5.5, 6.5 mm (L=37 mm); AISI S2 / CrV 6150;
- ◆ 1/4" (6.3 mm): PH1, PH2, PH3 (L=37 mm); AISI S2 / CrV 6150;
- 1/2" (12.7 mm): M5, M6, M8, M10, M12, M14 (L=50 mm);  
M5, M6, M8, M10, M12, M14 (L=100 mm); AISI S2 / CrV 6150

<b>YATO</b>	○	○	📦
<b>YT-7750</b>	1/2" (12.7 mm)	1/4" (6.3 mm)	10

**Bit socket set**

18 PCS	1/2"	1/4"	⊙
CrV 6150	HRC 58-62	AISI S2	DIN 3120



- 1/2" (12.7 mm): 5, 6, 7, 8, 10, 12 mm (L=50 mm);  
5, 6, 7, 8, 10, 12 mm (L=100 mm); AISI S2 / CrV 6150;
- 1/4" (6.3 mm): 3, 4, 5, 6, 7, 8 mm (L=37 mm); AISI S2 / CrV 6150

<b>YATO</b>	○	○	📦
<b>YT-7752</b>	1/2" (12.7 mm)	1/4" (6.3 mm)	10

**Bit socket set**

18 PCS	1/2"	1/4"	⊙
CrV 6150	HRC 58-62	AISI S2	DIN 3120



- 1/2" (12.7 mm): T30, T40, T45, T50, T55, T60 (L=50 mm);  
T30, T40, T45, T50, T55, T60 (L=100 mm); AISI S2 / CrV 6150;
- 1/4" (6.3 mm): T10, T15, T20, T25, T30, T40 (L=37 mm); AISI S2 / CrV 6150

<b>YATO</b>	○	○	📦
<b>YT-7751</b>	1/2" (12.7 mm)	1/4" (6.3 mm)	10

**Bit socket set**

12 PCS	1/2"	⊙	CrV 6150
HRC 58-62	AISI S2	DIN 3120	



- 1/2" (12.7 mm): M12, M17 (L=50 mm); M6 (L=70 mm); M7, M8 (L=100 mm);  
M8, M10 (L=120 mm); M6, M10, M12 (L=140 mm); M5 (L=160 mm);  
M6 (L=250 mm); AISI S2 / CrV 6150

<b>YATO</b>	○	📦
<b>YT-7753</b>	1/2" (12.7 mm)	10