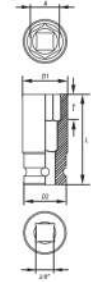




### Hexagonal deep impact socket

3/8" CrMo SCM-440 AS-DRIVE

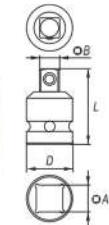


- cold forged
- surface: black phosphated

YATO	∅ A (mm)	D1 (mm)	D2 (mm)	L (mm)	t (mm)	
YT-3770	6	12.0	18.0	63	3	18/216
YT-3771	7	13.0	18.0	63	4	18/216
YT-3772	8	14.5	18.0	63	4	18/216
YT-3773	9	15.8	18.0	63	4	18/216
YT-3774	10	16.0	18.0	63	5	18/216
YT-3775	11	17.5	18.0	63	5	18/216
YT-3776	12	19.0	19.0	63	6	18/216
YT-3777	13	20.0	22.0	63	6	16/192
YT-3778	14	21.0	22.0	63	7	16/192
YT-3779	15	22.0	22.0	63	7	12/144
YT-3780	16	24.0	22.0	63	8	12/144
YT-3781	17	25.0	22.0	63	9	12/144
YT-3782	18	26.0	26.0	63	9	12/144
YT-3783	19	19.0	27.5	63	9.5	12/144
YT-3784	20	20.0	28.0	63	10	6/72
YT-3785	21	21.0	30.0	63	10	6/72
YT-3786	22	22.0	32.0	63	10	5/60
YT-3787	23	23.0	33.0	63	11	5/60
YT-3788	24	24.0	34.0	63	12	5/60

### Impact adapter

3/8" CrMo SCM-440



- cold forged
- surface: black phosphated

YATO	∅ A	∅ B	D (mm)	L (mm)	
YT-3790	3/8"(F)	1/4"(M)	22	32	32/384
YT-3791	3/8"(F)	1/2"(M)	24	54	20/240

### Hexagonal impact socket

3/8" CrMo SCM-440 AS-DRIVE

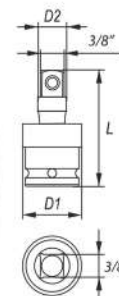


- cold forged
- surface: black phosphated

YATO	∅ A (mm)	D1 (mm)	D2 (mm)	L (mm)	t (mm)	
YT-3750	6	12	18	30	3	36/432
YT-3751	7	13	18	30	4	36/432
YT-3752	8	14.5	18	30	4	36/432
YT-3753	9	15	18	30	4	36/432
YT-3754	10	16	18	30	5	36/432
YT-3755	11	17.5	18	30	5	36/432
YT-3756	12	19	19	30	6	36/432
YT-3757	13	20	22	30	6	32/384
YT-3758	14	21	22	30	7	32/384
YT-3759	15	22	22	30	7	24/288
YT-3760	16	24	22	30	8	24/288
YT-3761	17	25	22	30	9	24/288
YT-3762	18	26	22	30	9	16/192
YT-3763	19	27.5	22	30	9.5	16/192
YT-3764	20	28	22	30	10	16/192
YT-3765	21	30	22	30	10	16/192
YT-3766	22	32	22	30	10	16/192
YT-3767	23	33	22	30	11	16/192
YT-3768	24	34	22	30	12	16/192

### Impact universal joint

3/8" CrMo SCM-440

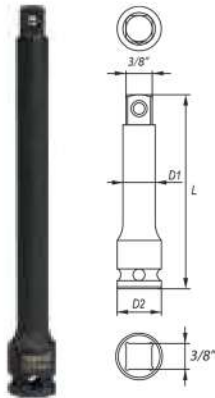


- cold forged
- surface: black phosphated

YATO	∅	D1 (mm)	D2 (mm)	L (mm)	
YT-3792	3/8"(F)	27	12.7	50	12/144

**Impact extension bar**

3/8" CrMo SCM440



- cold forged
- surface: black phosphated

YATO	Ø	D1 (mm)	D2 (mm)	L (mm)	Box
YT-3793	3/8"(F)	19.0	12.3	75	22/264
YT-3794	3/8"(F)	19.0	12.3	150	12/144
YT-3795	3/8"(F)	19.0	12.3	250	20/80

**Hexagonal impact socket set**

1/2" 10 PCS CrMo SCM440 AS-DRIVE



10, 12, 13, 14, 15, 16, 17, 18, 19, 22 mm;  
L=39 mm

- cold forged
- surface: black phosphated

YATO	Ø	Box
YT-1025	1/2"	20

**Impact socket set**

1/2" CrMo SCM440 11 PCS AS-DRIVE



10, 12, 13, 14, 15, 16, 17, 18, 19, 22, 24 mm;  
L=78 mm

- cold forged
- surface: black phosphated

YATO	Ø	Box
YT-1054	1/2"	10

**Hexagonal impact socket**

1/2" CrMo SCM440 AS-DRIVE



- cold forged
- surface: black phosphated

YATO	Ø A (mm)	D1 (mm)	D2 (mm)	L (mm)	t (mm)	Box
YT-1000	10	17.5	25.0	39	5	60/240
YT-1001	11	18.5	25.0	39	5	60/240
YT-1002	12	20.0	25.0	39	6	60/240
YT-1003	13	21.0	25.0	39	6	60/240
YT-1004	14	22.5	25.0	39	7	60/240
YT-1005	15	23.5	30.0	39	7	40/160
YT-1006	16	24.0	30.0	39	8	40/160
YT-1007	17	26.0	30.0	39	9	40/160
YT-1008	18	27.5	30.0	39	9	40/160
YT-1009	19	28.0	30.0	39	9.5	40/160
YT-1010	20	30.0	30.0	39	10	40/160
YT-1011	21	30.0	30.0	39	11	40/160
YT-1012	22	32.0	30.0	39	11	30/120
YT-1013	23	32.0	30.0	39	13	30/120
YT-1014	24	34.0	30.0	43	13	30/120
YT-1015	25	35.0	30.0	43	13	30/120
YT-1016	26	38.0	30.0	43	13	24/96
YT-1017	27	38.0	30.0	43	13	24/96
YT-1018	28	40.0	30.0	48	14	24/96
YT-1019	29	41.0	30.0	48	16.5	22/88
YT-1020	30	42.0	30.0	48	16.5	24/96
YT-1022	32	44.0	30.0	48	17	20/80

**Hexagonal deep impact socket**

1/2" CrMo SCM440 AS-DRIVE



- cold forged
- surface: black phosphated

YATO	Ø A (mm)	D1 (mm)	D2 (mm)	L (mm)	t (mm)	Box
YT-1030	10	17.5	24.0	78	5	30/120
YT-1031	11	18.5	24.0	78	5	30/120
YT-1032	12	20.0	24.0	78	6	30/120
YT-1033	13	21.0	24.0	78	6	30/120
YT-1034	14	22.0	24.0	78	7	30/120
YT-1035	15	23.7	24.0	78	7	30/120
YT-1036	16	24.0	24.0	78	8	30/120
YT-1037	17	26.0	26.0	78	9	25/100
YT-1038	18	28.0	28.0	78	9	24/96
YT-1039	19	28.0	28.0	78	9.5	24/96
YT-1040	20	30.0	30.0	78	10	20/80
YT-1041	21	30.0	30.0	78	11	20/80
YT-1042	22	32.0	30.0	78	11	18/72
YT-1043	23	32.0	30.0	78	13	15/60
YT-1044	24	34.0	30.0	78	13	15/60
YT-1045	25	35.0	30.0	78	13	15/60
YT-1046	26	38.0	30.0	78	13	12/48
YT-1047	27	38.0	30.0	78	13	12/48
YT-1048	28	40.0	30.0	78	14	12/48
YT-1049	29	41.0	30.0	78	16.5	10/40
YT-1050	30	42.0	30.0	78	16.5	10/40
YT-1052	32	44.0	30.0	78	17	10/40

**Hexagonal deep impact socket set**

1/2" CrMo SCM440 15 PCS AS-DRIVE



10, 12, 13, 14, 15, 16, 17, 18, 19, 21, 22, 24, 27, 30, 32 mm; L=78 mm

- cold forged
- surface: black phosphated

YATO	Ø	Box
YT-1055	1/2"	4



### Impact extension bar

1/2" CrMo SCM440



COLOR BOX



- cold forged
- surface: black phosphated

YATO	Ø	D1 (mm)	D2 (mm)	L (mm)	Box
YT-1060	1/2" (12.7 mm)	17.5	25.0	75	40/160
YT-1061	1/2" (12.7 mm)	18.5	25.0	125	28/112
YT-1062	1/2" (12.7 mm)	20.0	25.0	250	30/60

### Impact adapter

1/2" CrMo SCM440



COLOR BOX



- cold forged
- surface: black phosphated

YATO	Ø A	Ø B	D (mm)	L (mm)	Box
YT-10670	1/2" (F)	3/8" (M)	22	36	24/192
YT-1067	1/2" (F)	3/4" (M)	30	48	40/160

### Hexagonal impact socket

1/2" CrV AS-DRIVE

COLOR BOX



- cold forged
- surface: black phosphated

YATO	Ø A (mm)	D1 (mm)	D2 (mm)	L (mm)	Box
YT-1781	9	15.5	24.0	38	12/240
YT-1783	11	18.0	24.0	38	12/240
YT-1788	16	24.0	24.0	38	12/240
YT-1792	20	30.0	30.0	38	12/144

### Impact universal joint

1/2" CrMo SCM440



COLOR BOX



- cold forged
- surface: black phosphated

YATO	Ø	D1 (mm)	D2 (mm)	L (mm)	Box
YT-1064	1/2" (12.7 mm)	31	17	63	25/100

### Hexagonal impact socket protect cover



- spare part for YT-1037S

YATO	thickness	L (mm)	Box
YT-1037S1	1.4mm	59	6/40

### Hexagonal impact socket

5/8" CrMo SCM440 AS-DRIVE



- cold forged
- surface: black phosphated

YATO	Ø	D1 (mm)	D2 (mm)	L (mm)	Box
YT-1037S	17	29	35.0	113	6/40

### Hexagonal impact socket

3/4" CrMo SCM440 AS-DRIVE



- cold forged
- surface: black phosphated

YATO	∅ A (mm)	D1 (mm)	D2 (mm)	L (mm)	t (mm)	
YT-1081	18	31	40	50	8.5	16/64
YT-1070	19	32	40	50	9.5	16/64
YT-1071	21	35	40	50	10	16/64
YT-1072	22	38	40	50	10	16/64
YT-1073	23	38	40	50	13	16/64
YT-1074	24	40	40	50	12	16/64
YT-1075	25	40	40	50	13	16/64
YT-1076	26	40	40	50	13	16/64
YT-1077	27	42	42	53	13	16/64
YT-1078	28	44	44	53	14	16/64
YT-1079	29	46	44	53	16.5	12/48
YT-1080	30	46	44	53	16.5	12/48
YT-1082	32	48	44	56	16.5	12/48
YT-1083	33	48	44	56	17	8/32
YT-1084	34	50	44	56	17	8/32
YT-1085	35	50	44	56	17	6/24
YT-1086	36	52	44	56	19	6/24
YT-1088	38	56	44	57	22	6/24
YT-1091	41	60	44	57	22	5/20
YT-1092	42	61	44	57	22	4/16
YT-1093	43	63	44	57	22	4/16
YT-1096	46	66	44	62	25.5	3/12
YT-1098	48	68	44	67	26	3/12
YT-1100	50	71	54	72	27	3/12
YT-1102	52	74	54	72	28	2/8
YT-1105	55	78	54	74	30	2/8
YT-1110	60	84	54	74	33	2/8

### Hexagonal impact socket set

3/4" 8 PCS CrMo SCM440 AS-DRIVE



22, 24 mm (L=50 mm); 27, 30 mm (L=53 mm); 32, 36 mm (L=55 mm); 38, 41 mm (L=57 mm)

- cold forged
- surface: black phosphated

YATO	∅ A	
YT-1115	3/4"	6

### Hexagonal deep impact socket

3/4" CrMo SCM440 AS-DRIVE



- cold forged
- surface: black phosphated

YATO	∅ A (mm)	D1 (mm)	D2 (mm)	L (mm)	t (mm)	
YT-1118	18	31	44	90	8.5	9/36
YT-1119	19	32	44	90	9.5	9/36
YT-1121	21	35	44	90	10	9/36
YT-1122	22	38	44	90	11	9/36
YT-1123	23	38	44	90	10	9/36
YT-1124	24	40	44	90	13	9/36
YT-1125	25	40	44	90	12	9/36
YT-1126	26	40	44	90	13	9/36
YT-1127	27	42	44	90	13	9/36
YT-1128	28	44	44	90	13	8/32
YT-1129	29	44	44	90	14	8/32
YT-1130	30	46	44	90	16.5	7/28
YT-1132	32	48	44	90	16.5	7/28
YT-1133	33	50	44	90	16.5	6/24
YT-1134	34	51	44	90	17	6/24
YT-1135	35	52	44	90	17	6/24
YT-1136	36	54	44	90	17	6/24
YT-1138	38	56	44	90	19	6/24
YT-1141	41	60	44	90	19	5/20
YT-1142	42	61	44	90	22	4/16
YT-1143	43	63	44	90	22	3/12
YT-1146	46	66	44	90	22	3/12
YT-1148	48	68	44	90	25.5	2/8
YT-1150	50	71	54	90	27	2/8

### Hexagonal deep impact socket set

3/4" 8 PCS CrMo SCM440 AS-DRIVE



22, 24, 27, 30, 32, 36, 38, 41 mm (L=90 mm)

- cold forged
- surface: black phosphated

YATO	∅ A	
YT-1155	3/4"	4

### Impact extension bar

3/4" CrMo SCM440




- cold forged
- surface: black phosphated

YATO	∅	D1 (mm)	D2 (mm)	L (mm)	
YT-1160	3/4" (19.0 mm)	44	24	100	8/32
YT-1161	3/4" (19.0 mm)	44	24	175	10/20
YT-1162	3/4" (19.0 mm)	44	24	250	8/16
YT-1163	3/4" (19.0 mm)	44	24	330	6/12

### Impact extension bar with adapter

3/4" CrMo SCM440



- cold forged
- surface: black phosphated

YATO	∅	∅	D1 (mm)	D2 (mm)	L (mm)	
YT-1343	3/4(F)	1"(M)	44	33	250	3/12

### Impact adapter

3/4" CrMo SCM440



- cold forged
- surface: black phosphated

YATO	∅ A	∅ B	D (mm)	L (mm)	
YT-1167	3/4" (19.0 mm) (F)	1/2" (12.7 mm) (M)	44	56	12/48
YT-1168	3/4" (19.0 mm) (F)	1" (25.4 mm) (M)	44	63	12/48

### Impact universal joint

3/4" CrMo SCH-440



- cold forged
- surface: black phosphated



YATO	Ø	D1 (mm)	D2 (mm)	L (mm)	Box
YT-1164	3/4" (19.0 mm)	31	44	102	8/32

### Hexagonal impact socket

1" CrMo SCH-440 AS-DRIVE



- cold forged
- surface: black phosphated



YATO	Ø A (mm)	D1 (mm)	D2 (mm)	L (mm)	t (mm)	Box
YT-1180	24	42	54	59	12	6/24
YT-1181	25	43	54	59	13	6/24
YT-1182	26	43	54	59	13	6/24
YT-1183	27	46	54	59	13	6/24
YT-1184	28	47	54	59	14	6/24
YT-1185	29	48	54	60	16.5	6/24
YT-1186	30	49	54	60	16.5	6/24
YT-1187	32	52	54	61	16.5	6/24
YT-1188	33	53	54	61	17	6/24
YT-1189	34	54	54	61	17	6/24
YT-1190	35	56	54	61	17	6/24
YT-1191	36	57	54	65	19	6/24
YT-1192	37	58	54	65	19	6/24
YT-1193	38	60	54	65	22	5/20
YT-1194	41	63	54	65	22	4/16
YT-1195	43	65	54	68	23	4/16
YT-1196	46	69	54	73	25.5	3/12
YT-1197	48	72	54	73	27	2/8
YT-1198	50	75	54	73	27	2/8

### Hexagonal deep impact socket

1" CrMo SCH-440 AS-DRIVE



- cold forged
- surface: black phosphated

YATO	Ø A (mm)	D1 (mm)	D2 (mm)	L (mm)	t (mm)	Box
YT-1175	27	46	54	90	13	6/24
YT-1176	30	50	54	90	16.5	6/24
YT-1177	32	52	54	90	16.5	6/24
YT-1178	33	54	54	90	17	6/24
YT-1179	36	57	54	90	19	6/24

### Impact extension bar with adapter

1" CrMo SCH-440

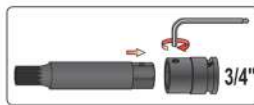


- cold forged
- surface: black phosphated

YATO	Ø (F) (mm)	Ø (M) (mm)	D1 (mm)	D2 (mm)	L (mm)	Box
YT-1169	1" (25.4 mm)	3/4" (19.0mm)	53	33	250	6/12

### Spline impact bit set

3/4" CrMo 6 PCS



M12, M14, M16, M18 x 22 mm; (L = 107 mm); CrMo

3/4" x 22 mm; CrMo

- cold forged
- surface: black phosphated



YATO	Ø	Box
YT-1157	3/4"	1650 8

### Impact bit socket set

1/2" CrMo HRC 54 8 PCS

T30, T40, T45, T50, T55, T60, T70, T80 TORX



YATO	Ø	Box
YT-1065	1/2"	900 15

1/2" CrMo HRC 54 8 PCS

6, 7, 8, 10, 12, 14, 17, 19 mm HEX



YATO	Ø	Box
YT-1066	1/2"	1100 15

1/2" CrMo HRC 54 8 PCS

RM5, RM6, RM7, RM8, RM10, RM11, RM12, RM13 RIBE



YATO	Ø	Box
YT-1068	1/2"	840 15

1/2" CrMo HRC 54 8 PCS

M5, M6, M8, M10, M12, M14, M16, M18 SPLINE



- cold forged
- surface: black phosphated

YATO	Ø	Box
YT-1069	1/2"	930 15



### Hexagonal deep impact socket

3/8" CrMo SCM-440 AS-DRIVE



- cold forged
- surface: black phosphated

YATO	Ø A (mm)	D1 (mm)	D2 (mm)	L (mm)	t (mm)	Box
YT-3770	6	12.0	18.0	63	3	18/216
YT-3771	7	13.0	18.0	63	4	18/216
YT-3772	8	14.5	18.0	63	4	18/216
YT-3773	9	15.8	18.0	63	4	18/216
YT-3774	10	16.0	18.0	63	5	18/216
YT-3775	11	17.5	18.0	63	5	18/216
YT-3776	12	19.0	19.0	63	6	18/216
YT-3777	13	20.0	22.0	63	6	16/192
YT-3778	14	21.0	22.0	63	7	16/192
YT-3779	15	22.0	22.0	63	7	12/144
YT-3780	16	24.0	22.0	63	8	12/144
YT-3781	17	25.0	22.0	63	9	12/144
YT-3782	18	26.0	26.0	63	9	12/144
YT-3783	19	19.0	27.5	63	9.5	12/144
YT-3784	20	20.0	28.0	63	10	6/72
YT-3785	21	21.0	30.0	63	10	6/72
YT-3786	22	22.0	32.0	63	10	5/60
YT-3787	23	23.0	33.0	63	11	5/60
YT-3788	24	24.0	34.0	63	12	5/60

### Impact adapter

3/8" CrMo SCM-440



- cold forged
- surface: black phosphated

YATO	Ø A	Ø B	D (mm)	L (mm)	Box
YT-3790	3/8"(F)	1/4"(M)	22	32	32/384
YT-3791	3/8"(F)	1/2"(M)	24	54	20/240

### Hexagonal impact socket

3/8" CrMo SCM-440 AS-DRIVE



- cold forged
- surface: black phosphated

YATO	Ø A (mm)	D1 (mm)	D2 (mm)	L (mm)	t (mm)	Box
YT-3750	6	12	18	30	3	36/432
YT-3751	7	13	18	30	4	36/432
YT-3752	8	14.5	18	30	4	36/432
YT-3753	9	15	18	30	4	36/432
YT-3754	10	16	18	30	5	36/432
YT-3755	11	17.5	18	30	5	36/432
YT-3756	12	19	19	30	6	36/432
YT-3757	13	20	22	30	6	32/384
YT-3758	14	21	22	30	7	32/384
YT-3759	15	22	22	30	7	24/288
YT-3760	16	24	22	30	8	24/288
YT-3761	17	25	22	30	9	24/288
YT-3762	18	26	22	30	9	16/192
YT-3763	19	27.5	22	30	9.5	16/192
YT-3764	20	28	22	30	10	16/192
YT-3765	21	30	22	30	10	16/192
YT-3766	22	32	22	30	10	16/192
YT-3767	23	33	22	30	11	16/192
YT-3768	24	34	22	30	12	16/192

### Impact universal joint

3/8" CrMo SCM-440



- cold forged
- surface: black phosphated

YATO	Ø	D1 (mm)	D2 (mm)	L (mm)	Box
YT-3792	3/8"(F)	27	12.7	50	12/144