



**C-clamp**



• forged, chrome plated, quick adjustment; metal handle

YATO	L (mm)	A (mm)	B (mm)	force pressure(N)	
YT-6420	2"	50	54	15000	6/30
YT-6421	3"	75	60	19500	6/18
YT-6422	4"	100	80	29800	6/12
YT-6423	6"	150	102	32000	6/12
YT-6424	8"	200	120	36000	1/6

**F-clamp**

QUICK ADJUSTMENT



• forged, chrome plated, PVC handle

YATO	L (mm)	force pressure(N)	
YT-6401	160x80	4500	10/30
YT-6402	200x80	4500	10/30
YT-6403	250x80	4500	10/30
YT-6404	300x80	4500	10/30
YT-6405	450x80	4500	10/20
YT-6406	600x80	4500	10/20
YT-6407	400x120	4500	1/10
YT-6408	500x120	4500	1/10
YT-6409	600x120	4500	1/10
YT-6410	900x120	4500	1/5

**F-clamp**

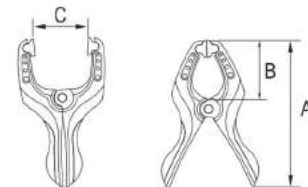
QUICK ADJUSTMENT



• forged, chrome plated, quick adjustment; metal handle

YATO	L (mm)	force pressure(N)	
YT-6412	300x120	6000	1/10
YT-6413	400x120	6000	1/10
YT-6414	500x120	6000	1/5
YT-6415	600x120	6000	1/5
YT-6416	900x120	6000	1/5
YT-6417	1050x120	6000	1/5

**Spring clamp**



YATO	A (mm)	B (mm)	C (mm)	
YT-64270	100	44	42	24/240
YT-64271	150	68	55	12/120
YT-64272	200	91	79	10/100

### Swivel base bench vice



COLOR BOX



- anvil and changeable jaws made of hardened steel



7 kg

<b>YATO</b>	force pressure(KN)		
YT-6501	7	10	2



10 kg

<b>YATO</b>	force pressure(KN)		
YT-6502	10	12	2



15 kg

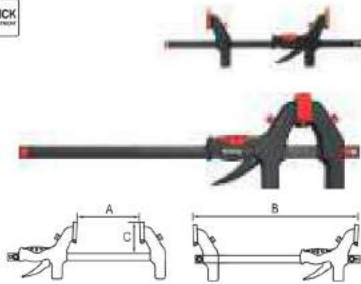
<b>YATO</b>	force pressure(KN)		
YT-6503	15	15	1



21 kg

<b>YATO</b>	force pressure(KN)		
YT-6504	21	20	1

### Quick release clamp



- can work from two direction clamp or fix
- max clamp power: 135KGS

YATO	L (mm)	A (mm)	B (mm)	C max (mm)	
YT-64280	200	0-203	247-515	92	6/18
YT-64281	300	0-304	247-616	92	6/12
YT-64282	450	0-457	247-769	92	6/12
YT-64283	600	0-609	247-921	92	6/12
YT-64284	750	0-762	247-1074	92	4/8

### Swivel base bench vice



COLOR BOX



- anvil and changeable jaws made of hardened steel
- 360° rotation



19 kg

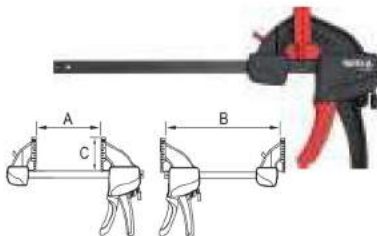
<b>YATO</b>	force pressure(KN)		
YT-65048	19	25	1



29 kg

<b>YATO</b>	force pressure(KN)		
YT-65049	29	30	1

### Quick release clamp



YATO	L (mm)	A (mm)	B (mm)	C max (mm)	
YT-64290	200	0-203	206-456	85	6/18
YT-64291	300	0-304	206-557	85	6/18
YT-64292	450	0-457	206-710	85	6/12
YT-64293	600	0-609	206-862	85	6/12
YT-64294	750	0-762	206-1015	85	6/12
YT-64295	900	0-914	206-1167	85	6/12

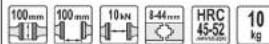
### Swivel base bench vice



COLOR BOX



- anvil and changeable jaws made of hardened steel



10 kg

<b>YATO</b>	force pressure(KN)		
YT-6505	10		1



20 kg

<b>YATO</b>	force pressure(KN)		
YT-6506	20		1

### Scriber for glass ceramics and metal



140 mm



<b>YATO</b>	L (mm)		
YT-3740	140	60	6/240