



EURO BOX ROLLER AND CARTS

A versatile programme of carts and trolleys for eurocode and storage boxes • Perfectly suitable for transporting Euro boxes or as storage trolleys for small items in production und assembling • Modular system in sectional/tubular steel construction • Powder coated blue RAL 5007 • 2 Swivel and 2 fixed-wheel castors, wheels with TPE tyres, hubs with groove ball bearing • Swivel castors with wheel locks



EURO BOX ROLLERS AND CARTS



EURO BOX ROLLERS



Euro box roller

Suitable for Euro boxes 600 x 400 mm, powder coated, blue RAL 5007, 4 swivel castors with TPE tyres, hubs with groove ball bearing. 2 swivel castors with wheel locks, according to the European Standard EN 1757-3 (safety of platform trolleys).

13580 | 13680

Open angle steel construction.

13585

Steel plate tray leak-proof welded. Rim 22 mm high. Especially adapted for the transport of open-worked boxes with lubricated or wet parts. Nothing drips on the floor.

13581

With platform made of derived timber boards, rim 15 mm high.

13582

With platform made of derived timber material board, flush with frame.

13590

Box roller made of plastic (ABS 1st choice). Colour blue. 4 swivel castors, 2 swivel castors with wheel locks, wheels made of polyamide, hubs with glide bearing. Flat packed delivery.

13587

Open angle steel construction with tubular push bar. The face end of the frame opposite the push bar is open (without rim), so that boxes can be drawn on or off.

Euro box roller with push bar

Order no. without pushbar	Order no. with pushbar
13580	= 135800
13581	= 135810
13582	= 135820

Insertable shaft

13560

insertable shaft for 13580 | 13581 | 13585 | 13680.

Euro boxes on page 91

Accessories

on pages 169-170



13580 | 13680



13585



13581



13582



13590



13587



135810



13560

	Order no.	Capacity kg	Wheel-Ø mm	Platform size L x W mm	Loading height mm	Type	Net weight kg
Euro box rollers	13580	250	125	605 x 405	182	open frame	7
	13680	250	125	810 x 610	182	open frame	10
	13585	250	125	605 x 405	182	steel plate platform	13
	13581	250	125	605 x 405	194	with boards	9
	13582	250	125	605 x 405	209	with boards	9
	13590	250	100	605 x 405	145	open frame	4
	13587	250	125	605 x 405	182	open frame	10

Blue marked item numbers = quick delivery (for details see page 4)



EURO BOX ROLLERS



Euro box rollers

Compatible for Euro boxes 600 x 400 mm, powder coated blue RAL 5007.

4 swivel castors with TPE tyres, hubs with groove ball bearing. 2 wheels with locks, according to European Standard EN 1757-3 (safety of platform trolleys).

Flat packed delivery.

13540

Roller with 2 platforms. Both platforms of derived timber material board housed in frames, rim 15 mm high. Clearance between platforms 400 mm, total height 639 mm. Capacity of upper shelf 100 kg.

13550

As 13540, but platforms flush with top edge of frame. Capacity of upper shelf 100 kg.

135400

As 13540, but with tubular push bar, total height 970 mm. Capacity of upper shelf 100 kg.

135500

as 13550, but with tubular push bar, total height 970 mm. Capacity of upper shelf 100 kg.

135600

Roller with 2 shelf frames for Euro boxes. Clearance between shelf frames 500 mm, total height 970 mm.

Capacity of upper shelf 80 kg.

135610

As 135600, but with shelves of derived timber material board housed in frames, rim 15 mm high.

Capacity of upper shelf 80 kg.



13540



13550



135400



135500



135600



135610

	Order no.	Capacity kg	Wheel-Ø mm	Platform size L x W mm	Loading heights mm	Type	Net weight kg
Euro box rollers	13540	250	125	605 x 405	194, 623	with boards	17
	13550	250	125	605 x 405	209, 638	with boards	18
	135400	250	125	605 x 405	194, 623	with boards	18
	135500	250	125	605 x 405	209, 638	with boards	20
	135600	250	125	605 x 405	182, 712	open frame	14
	135610	250	125	605 x 405	194, 724	with boards	18

Blue marked item numbers = quick delivery (for details see page 4)



EURO BOX CARTS



Euro box carts Modular system

Tubular and sectional steel construction, bolted, powder coated.

4 swivel castors with TPE tyres, hubs with groove ball bearing, 2 wheels with locks, according to European Standard EN1757-3 (safety of platform trolleys).

Variable use of shelf frames, distance 50 mm, angle when inclined up to 15° and 30°.

Capacity per shelf 80 kg.

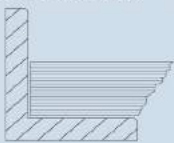
2380 | 2390

3 shelf-frames for 1 – 2 Euro boxes each 600 x 400 mm.

Delivery without boxes.

2381 | 2391

With 3 platforms made of derived timber material boards, rim 13 mm high.



2382 | 2392

Open frames with 3 or 6 Euro boxes 600 x 400 x 145 mm.



2380



2390



2381



2391



2382



2392

Euro boxes on page 91

Accessories
on pages 168-170

(No bigger wheel-Ø possible)

	Order no.	Capacity kg	Wheel-Ø mm	Platform size L x W mm	Outside dimensions L x W x H mm	Type	Loading heights mm	Net weight kg
Euro box carts	2380	250	125	410 x 610	525 x 666 x 1101	open frames	238, 538, 838	31
	2390	250	125	820 x 610	935 x 666 x 1101	open frames	238, 538, 838	37
	2381	250	125	410 x 610	525 x 666 x 1101	with boards	251, 551, 851	39
	2391	250	125	820 x 610	935 x 666 x 1101	with boards	251, 551, 851	52
	2382	250	125	410 x 610	525 x 666 x 1101	with boxes	238, 538, 838	36
	2392	250	125	820 x 610	935 x 666 x 1101	with boxes	238, 538, 838	57



EURO BOX CARTS



Euro box carts Modular system

Euro box carts, tubular and sectional steel construction, bolted, powder coated blue RAL 5007.

4 swivel castors with TPE tyres, hubs with groove ball bearing, 2 wheels with locks, according to European Standard EN1757-3 (safety of platform trolleys).

Variable use of shelf frames, distance 100 mm, angle when inclined 15° and 30°.

Shelf heights:
300, 600, 900, 1200, 1500 mm
Capacity per shelf 80 kg.



1370



1371



1372

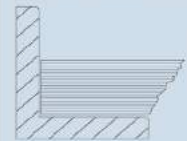
1370

5 shelf-frames for every 2 euro boxes each 600 x 400 mm.

Delivery without boxes.

1371

With 5 platforms made of derived timber material boards, rim 13 mm high.



1372

with 10 euro boxes
600 x 400 x 145 mm.

	Order no.	Capacity kg	Wheel-Ø mm	Platform size L x W mm	Outside dimensions L x W x H mm	Type	Loading heights mm	Net weight kg
Euro box carts	1370	300	160	820 x 610	935 x 666 x 1686	open frames	311, 611, 911, 1211, 1511	59
	1371	300	160	820 x 610	935 x 666 x 1686	with boards	311, 611, 911, 1211, 1511	84
	1372	300	160	820 x 610	935 x 666 x 1686	with boxes	311, 611, 911, 1211, 1511	68

Euro boxes on page 91

Accessories
on pages 168-170
(No bigger wheel-Ø possible)



EURO BOX CARTS



Euro box carts Modular system

Euro box carts, tubular and sectional steel construction, bolted, powder coated blue RAL 5007.

4 swivel castors with TPE tyres, hubs with groove ball bearing, 2 wheels with locks, according to European Standard EN1757-3 (safety of platform trolleys).

Variable use of shelf frames, distance 100 mm, angle when inclined 15° and 30°.

Shelf heights:
300, 600, 900, 1200, 1500 mm
Capacity per shelf 80 kg.

1383

5 shelf-frames for 3 euro boxes each 600 x 400 mm.
Delivery without boxes.



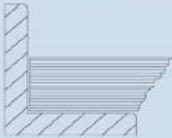
1383



1384

1384

With 5 platforms made of derived timber material boards, rim 13 mm high.



1398

With euro boxes
3 boxes 600 x 400 x 145 mm
6 boxes 600 x 400 x 170 mm
6 boxes 600 x 400 x 220 mm.



1398



1399

1399

With 15 euro boxes
600 x 400 x 145 mm.

Euro boxes on page 91

Accessories
on pages 168-170

	Order no.	Capacity kg	Wheel-Ø mm	Platform size L x W mm	Outside dimensions L x W x H mm	Type	Loading heights mm	Net weight kg
Euro box carts	1383	300	160	1240 x 610	1372 x 685 x 1686	open frames	298, 598, 898, 1198, 1498	70
	1384	300	160	1240 x 610	1372 x 685 x 1686	with boards	311, 611, 911, 1211, 1511	109
	1398	300	160	1240 x 610	1372 x 685 x 1686	with boxes	298, 598, 898, 1198, 1498	97
	1399	300	160	1240 x 610	1372 x 685 x 1686	with boxes	298, 598, 898, 1198, 1498	96



STORAGE TROLLEYS



32900



32910



32901



32911



32902



32912

Storage trolleys Modular system

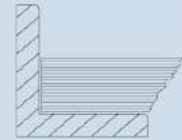
Tubular steel and steel section construction, powder coated.
2 swivel and 2 fixed-wheel castors, TPE tyres, 125 x 32 mm, hubs with groove ball bearing.
Swivel castors with wheel locks, according to the European Standard EN 1757-3 (safety of platform trolleys).
Capacity upper and middle shelf 50 kg.

32900 | 32910

Open frames without board.
Loading heights:
197, 652, 1152 mm

32901 | 32911

With 3 platforms made of derived timber material boards, rim 13 mm high.
Loading heights:
209, 664, 1164 mm



32902 | 32912

With 3 plastic boxes,
1 pc. 600 x 400 x 145 mm
2 pcs. 600 x 400 x 220 mm.
Loading heights:
197, 652, 1152 mm

32910 | 32911 | 32912

Storage trolley with tiltable surfaces. Upper and middle platform tiltable to both sides by 15° and 30°, locked by spring catch.

	Order no.	Capacity kg	Wheel-Ø mm	Platform size L x W mm	Outside dimensions L x W x H mm	Type	Net weight kg
Storage trolleys	32900	200	125	605 x 405	821 x 450 x 1178	open frames	21
	32910	200	125	605 x 405	821 x 450 x 1178	open frames	23
	32901	200	125	605 x 405	821 x 455 x 1178	with boards	30
	32911	200	125	605 x 405	821 x 455 x 1178	with boards	32
	32902	200	125	605 x 405	821 x 455 x 1282	with boxes	27
	32912	200	125	605 x 405	821 x 455 x 1282	with boxes	29

Euro boxes on page 91

Accessories
on pages 168-170



STORAGE TROLLEYS



Storage trolleys Modular system

Made of tubular and sectional steel, welded and powder coated blue RAL 5007, bolted construction.

2 swivel and 2 fixed-wheel castors, TPE tyres, 125 x 32 mm, hubs with groove ball bearing.

2 wheels with locks, according to European Standard EN1757-3 (safety of platform trolleys).

Flat packed delivery.

Loading heights:
285, 540, 795, 1050 mm

Capacity per shelf 60 kg.

32920

4 shelves of derived timber board, rim 10 mm high.

32921

Design as 32920, but additionally with 4 storage boxes 1786, dimensions L x W x H: 500/450 x 310 x 200 mm.

32930

4 shelves of derived timber board, rim 10 mm high.

32931

Design as 32930, but additionally with 8 storage boxes 1786, dimensions L x W x H: 500/450 x 310 x 200 mm.



32920



32921



32930



32931

	Order no.	Capacity kg	Wheel-Ø mm	Platform size L x W mm	Outside dimensions L x W x H mm	Type	Net weight kg
Storage trolleys	32920	250	125	320 x 470	430 x 513 x 1130	with boards	24
	32921	250	125	320 x 470	430 x 513 x 1250	with boxes	29
	32930	250	125	630 x 470	740 x 513 x 1130	with boards	32
	32931	250	125	630 x 470	740 x 513 x 1250	with boxes	43

Storage boxes on page 91



STORAGE TROLLEYS



Storage trolleys Modular system

Made of tubular and sectional steel, welded and powder coated blue RAL 5007, bolted construction.

2 swivel and 2 fixed-wheel castors, TPE tyres, 125 x 32 mm, hubs with groove ball bearing.

2 wheels with locks, according to European Standard EN1757-3 (safety of platform trolleys).

Flat packed delivery.

Loading heights:
285, 540, 795, 1050 mm

Capacity per shelf 60 kg.

32940

4 shelves of derived timber boards, rim 10 mm high.

32941

Design as 32940, but additionally with 12 storage boxes 1786, dimensions L x W x H: 500/450 x 310 x 200 mm.

32950

4 shelves of derived timber board, rim 10 mm high.

32951

Design as 32950, but additionally with 16 storage boxes 1786, dimensions L x W x H: 500/450 x 310 x 200 mm.



32940



32941



32950



32951

	Order no.	Capacity kg	Wheel-Ø mm	Platform size L x W mm	Outside dimensions L x W x H mm	Type	Net weight kg
Storage trolleys	32940	250	125	940 x 470	1050 x 513 x 1130	with boards	42
	32941	250	125	940 x 470	1050 x 513 x 1250	with boxes	58
	32950	250	125	1250 x 470	1360 x 513 x 1130	with boards	50
	32951	250	125	1250 x 470	1360 x 513 x 1250	with boxes	71

Storage boxes on page 91



ASSEMBLY TROLLEYS



Assembly trolleys Modular system

Made of tubular and sectional steel, welded and powder coated blue RAL 5007, bolted construction.

4 swivel castors with TPE tyres 125 x 32 mm, hubs with groove ball bearing, according to European Standard EN1757-3 (safety of platform trolleys).

Variable use of shelves, steel frame with inserted derived timber material board, surface beech grain, 12 mm high skirting. Distance 100 mm, angle continuously adjustable of 0° to 35°. Secure locking by handle screws.

Capacity per shelf 60 kg.

German Patent
10 2005 062 391

2881 | 2883

One-sided construction, 3 shelves made of derived material timber board, 12 mm high skirting.

2882

Construction as 2881, but additionally with 12 storage boxes; dimensions L x W x H 230/200 x 147 x 132 mm and 4 boxes 350/300 x 210 x 145 mm.

2884

Construction as 2883, but additionally with 12 Euro boxes size L x W x H 400 x 300 x 145 mm.

2891

Two-sided construction, two-part shelves made of derived material timber board, 12 mm high skirting.

2892

Construction as 2891, but additionally with 16 storage boxes; dimensions L x W x H 230/200 x 147 x 132 mm and 24 boxes 350/300 x 210 x 145 mm and 12 boxes 350/300 x 210 x 200 mm.

Additional shelves

Add. shelf for	Order no.
2881 2882	2888
2883 2884	2899
2891 2892	2898

Euro and Storage boxes
on page 91



2881



2882



2883



2884



2891



2892

Order no.	Capacity kg	Platform size L x W mm	Outside dimensions L x W x H mm	Type	No. of shelves	Loading heights mm	Net weight kg
2881	250	900 x 315	1050 x 362 x 1205	with boards	3	370, 670, 970	32
2882	250	900 x 315	1050 x 362 x 1205	with boxes	3	370, 670, 970	39
2883	250	1240 x 415	1355 x 477 x 1197	with boards	3	370, 670, 970	46
2884	250	1240 x 415	1355 x 477 x 1197	with boxes	3	370, 670, 970	58
2891	300	1280 x 2 x 315	1420 x 740 x 1530	with boards	4	370, 670, 970, 1270	95
2892	300	1280 x 2 x 315	1420 x 740 x 1530	with boxes	4	370, 670, 970, 1270	122



STORAGE BOXES | EURO BOXES



Storage boxes 1781-1786

Made of robust impact-resistant synthetic material, smooth surface and therefore easy to clean. Colour grey.

Euro boxes 1308-1339

In standard Euro dimensions, made of high-quality, shock-resistant plastic, mainly Polyethylene (PE) and Polypropylene (PP). These materials are resistant to all common alkaline solutions and acids, neutral to smell and taste, physiologically recognized as safe and remain in the temperature range between -40° and +100° stable as far as dimensions and material is concerned. Colour grey.

Cover for euro boxes 1315 | 1338

Hinge lid with 2 spring locks, lid can be security-sealed.



1781



1782



1783



1784



1786



1309



1335



1330



1336



1339



1308



1337



1315 | 1338

	Order no.	Outside dimensions L x W x H mm	Inside dimensions L x W x H mm	Content litres	Capacity kg	Net weight kg
Storage boxes	1781	170/145 x 102 x 78	-	-	1	0,1
	1782	230/200 x 147 x 132	-	-	3,2	0,3
	1783	350/300 x 210 x 145	-	-	8	0,6
	1784	350/300 x 210 x 200	-	-	10,5	0,7
	1786	500/450 x 310 x 200	-	-	24,5	1,4
Euro boxes	1309	400 x 300 x 145	366 x 264 x 130	12	15	1,0
	1335	600 x 400 x 145	558 x 358 x 142	28	20	1,8
	1330	600 x 400 x 170	558 x 358 x 165	33	20	2,1
	1336	600 x 400 x 220	558 x 358 x 216	43	20	2,3
	1339	600 x 400 x 280	558 x 358 x 275	55	20	2,5
	1308	600 x 400 x 325	558 x 358 x 320	64	20	3,0
	1337	600 x 400 x 425	570 x 370 x 422	89	20	4,3
Cover	1315	400 x 300	-	-	-	0,4
	1338	600 x 400	-	-	-	0,7