



## STEEL RULERS

### STAINLESS STEEL RULERS METRIC/SAE - INDIVIDUAL

- Available in 4 individual sizes: 150mm/6", 300mm/12", 600mm/24" & 1000mm/40"
- High quality hardened stainless steel rulers
- Double sided with hang hole
- Permanently etched graduations in both mm and inches
- Satin finish

#### AVAILABLE IN 4 OPTIONS

LENGTH	MODEL
150mm/6"	SP35211
300mm/12"	SP35213
600mm/24"	SP35215
1000mm/40"	SP35217



## AUTOMOTIVE SPECIALITY



SP35200

### TAPE MEASURE - 8M

- Easy lock and release
- 20% thicker blade
- 25mm blade width
- Long stand-out
- 3 times longer life span
- 3 rivet end hook extends tape life
- Self locking
- Slip-resistant rubber grip
- Steel belt clip

## OUTSIDE MICROMETERS

SP35693

### OUTSIDE MICROMETER SET 3 PIECE

- Set Includes: 0-25mm, 25-50mm & 50-75mm Micrometers
- Graduation: 0.01mm
- Carbide measuring face
- Setting gauge including ratchet stop
- Manufacturing standard: DIN863
- Housed in heavy duty storage case with protective foam tray



### OUTSIDE MICROMETER - INDIVIDUAL

- Available in 4 individual sizes: 0-25mm, 25-50mm, 50-75mm & 75-100mm
- Graduation: 0.01mm
- Carbide measuring face
- Setting gauge including ratchet stop
- Manufacturing standard: DIN863

#### AVAILABLE IN 4 OPTIONS

BLADE TYPE	MODEL	BLADE TYPE	MODEL
0-25mm (0.01 reading)	SP35661	50-75mm (0.01 reading)	SP35665
25-50mm (0.01 reading)	SP35663	75-100mm (0.01 reading)	SP35667



# AUTO SPECIALITY

SP Tools offers a wide range of auto speciality tools including mirrors, magnets, pick up tools and pry bars just to name a few. Be sure to check out our latest range of indexing pry bars. A great tool to have when access is limited.

## TELESCOPIC INSPECTION MIRRORS



360° SWIVEL

EXTENDIBLE

SP31400

### INSPECTION MIRROR TELESCOPIC - OVAL

- Extends from 185mm to 546mm
- Stainless steel inspection tool
- 25x50mm mirror
- Swivel head



360° SWIVEL

EXTENDIBLE

### INSPECTION MIRRORS TELESCOPIC - ROUND

AVAILABLE IN 3 OPTIONS

- Strong & lightweight stainless steel shafts
- PVC cushion handle

MIRROR DIA.	EXTENDIBLE LENGTH	MODEL
32mm	203 to 889mm	SP31401
57mm	250 to 930mm	SP31402
82mm	280 to 800mm	SP31403

## INSPECTION MIRROR & PICK UP TOOL SET

SP31490

### INSPECTION MIRROR & PICK-UP TOOL SET 4 PIECE

- Easily access confined areas
- Magnetic pick up tool makes it easy to retrieve small hard to reach objects
- Set housed in storage case

#### SET INCLUDES

**SWIVEL HEAD TELESCOPIC MIRROR**

- Extends 250-925, Ø 57mm

**TELESCOPIC PICK UP TOOL:**

- Extends 160-645mm

**3X INTERCHANGEABLE MAGNETIC HEADS**

- 1.5kg magnetic swivel head pick up tool
- 1.5kg magnetic pick up tool
- 0.5kg magnetic pick up tool



INTERCHANGEABLE MAGNETIC HEADS

EXTENDIBLE

**PICK UP TOOLS**



**EXTENDIBLE**

**SP31500**

**PICK-UP TOOL  
TELESCOPIC - MAGNETIC**

- Pen type
- Magnetic telescope will hold 1kg
- Extends 130 to 620mm



**EXTENDIBLE**

**SP31507**

**PICK-UP TOOL  
WITH CLEANING NEEDLE  
TELESCOPIC - MAGNETIC**

- Pen type
- Magnetic telescope will hold 1kg
- Needle will hold 500g
- Extends 130 to 620mm




**360° SWIVEL**

**EXTENDIBLE**

**SP31504**

**PICK-UP TOOL  
SWIVEL HEAD  
TELESCOPIC - MAGNETIC**

- 0.7kg magnetic pick-up tool
- Extension handle - 197 to 413mm
- Soft handle
- Swivel head



**EXTENDIBLE**

- Strong & lightweight stainless steel shaft
- PVC comfortable cushion handle
- Pocket clip

**PICK-UP TOOLS  
TELESCOPIC  
MAGNETIC**

**AVAILABLE IN 4 OPTIONS**

PICK-UP WEIGHT	EXTENDIBLE LENGTH	MODEL
1kg Lift Cap.	185 to 840mm	SP31502
2.3kg Lift Cap.	180 to 800mm	SP31503
4.5kg Lift Cap.	190 to 760mm	SP31512
6.8kg Lift Cap.	190 to 760mm	SP31513



**FLEXIBLE SHAFT**

**SP31501**

**PICK-UP TOOL  
BENDABLE - MAGNETIC**

- 0.7kg magnetic pick-up tool
- Flexible alloy shaft - bends and holds any position
- Overall Length - 860mm




**FLEXIBLE SHAFT**

**SP31505**

**PICK-UP TOOL  
FLEXIBLE - MAGNETIC**

- 0.7kg magnetic pick-up tool
- Flexible shaft
- 480mm long



**FLEXIBLE SHAFT**

**SP31506**

**PICK-UP TOOL  
4 JAW WITH MAGNETIC HEAD  
610MM**

- Flexible Shaft - 610mm
- Easy retrieval of small parts
- Magnetic head
- 4 Jaw

## FLEX FLASHLIGHT

SP31601

### FLEX FLASHLIGHT

- Flex flashlight
- LED light
- Flexible memory shaft
- Extends out to 820mm
- Takes 3 AA size batteries



FLEXIBLE SHAFT

## PRY BARS

SP30804

### PRY BAR SET 4 PIECE

- Set Includes: 6x200mm(1/4"x8"), 9x300mm (3/8"x12"), 11x460mm (7/16"x18") & 11x610mm (7/16"x24")
- High quality heat treated Chrome Molybdenum steel blades
- Square shanked with angled heads
- Ideal for prying cylinder heads, manifolds, gearbox components etc.



SP30839

### PRY BAR SET - GO-THROUGH 4 PIECE

- Set Includes: 6x200mm(1/4"x8"), 9x300mm (3/8"x12"), 11x460mm (7/16"x18") & 11x610mm (7/16"x24")
- High quality heat treated Chrome Molybdenum steel blades
- Square shanked with angled heads
- Go-Thru blade with striking cap allows hitting the bar with a hammer without damage to the handle
- Large, rubber grip handles
- Ideal for prying cylinder heads, manifolds, gearbox components etc.



STRIKING CAP  
Loosen Stubborn parts

SP30817

### PRY BAR - EXTENDIBLE JIMMY END

- Chrome Molybdenum (Cr-Mo) steel for strength & durability
- Angled chisel end gives greater leverage when prying.
- Extendible from 570mm to 840mm (22" to 33")
- Continuous taper end for ease of alignment and adjusting
- Hexagonal 16mm shank for additional strength and durability
- Knurling on bars allows for improved grip, especially useful in oily/greasy conditions
- Industrial black oxide finish for corrosion resistance



EXTENDIBLE

SP33825

### PRY BAR - ALIGNING 610MM (24")

- Chrome Molybdenum (Cr-Mo) steel for strength & durability
- Angled chisel end gives greater leverage when prying.
- Continuous taper end for ease of alignment and adjusting
- Single piece construction
- Hexagonal shank for additional strength and durability
- Industrial black oxide finish for corrosion resistance





## CONTINUED **PRY BARS**

SP33820

### PRY BAR SET- ROLLING HEAD 3 PIECE

- Set Includes: 150mm (6"), 300mm (12") & 460mm (18")
- High quality Chrome Vanadium Steel (Cr-V) steel for industrial strength & durability
- 90° rolling head for greater leverage when prying objects apart and ideal for lifting and pivoting heavy machinery
- Gradual taper with a self-centering pointed tip for ease of alignment and adjusting
- Industrial black finish for corrosion resistance



ALSO AVAILABLE INDIVIDUALLY

### PRY BARS ROLLING HEAD

SIZE	MODEL
150mm (6")	SP33821
300mm (12")	SP33822
460mm (18")	SP33823



SP30870

### PRY BAR SET - INDEXING JAW 2 PIECE

- Set Includes: 406mm (16") & 559mm (22")
- High quality Chrome Vanadium Steel (Cr-V) steel for industrial strength & durability
- Adjustable head with up to 15 locking positions (406mm - 11 locking positions)
- Indexable to over 180° allowing more leverage in tight access applications.
- Ergonomical grip handle
- Industrial black oxide finish for corrosion resistance



180° RANGE

UP TO 15 LOCKING POSITIONS

ALSO AVAILABLE INDIVIDUALLY

3 SIZES AVAILABLE

### PRY BARS INDEXING JAW

SIZE	MODEL
406mm (16")	SP30872
559mm (22")	SP30874
762mm (30")	SP30876



## **O-RING & SEAL PICKS (HOOK & PICKS)**

SP30808

### O-RING & SCRIBE SET 2 PIECE

- Both tools facilitate easy removal & installation of O-rings & seals, scribing, carving & part placement
- Complete with 4 different end configurations with hardened scriber points
- Can also be used to retrieve small items in hard to reach areas
- Knurled anodised aluminium handle for better grip



SET INCLUDES

- Combination pick and hook pick
- 90° pick and straight pick

ALSO AVAILABLE INDIVIDUALLY

### O-RING & SEAL PICKS INDIVIDUAL

SIZE	MODEL
Combination Hook & Pick	SP30846
90° & Straight Pick	SP30848

## **HOOK & PICK SETS**

SP30843

### HOOK & PICK SET MINI - LONG 4 PIECE

SET INCLUDES

- Combination hook, 90° pick, straight pick & hook pick



**HOOK & PICK SETS** CONTINUED

**SP30802**

**HOOK & PICK SET  
4 PIECE**

**SET INCLUDES**

- Awl tool
- 45° tool
- 90° tool
- Hook tool



**SP30844**

**HOSE REMOVER  
PICK SET  
2 PIECE**

- 2pc hose remover pick set
- Unique tip easily fits between hose & fitting to break stubborn hoses
- Ideal for radiator hoses, heater hoses, etc.



**HOOK & PICK / GASKET SCRAPERS**

**SP30865**

**SCRAPER & REMOVER SET  
HEAVY DUTY  
5 PIECE**

- Heavy duty alloy steel blades
- Hi-vis nylon handles

**SET INCLUDES**

- 1x 11" Multi-purpose scraper
- 1x 8-1/4" Multi-purpose scraper
- 1x 8" Scratch awl
- 1x 9" Cotter pin puller
- 1x Radiator hose remover



**GASKET SCRAPERS**

**SP30814**

**GASKET SCRAPER SET  
HEAVY DUTY  
25MM**

- 25mm gasket scraper
- Heavy duty alloy steel blades
- Hi-vis nylon handles



**SP30860**

**GASKET SCRAPER SET  
HEAVY DUTY  
3 PIECE**

- 3pc gasket scraper set
- Blade widths 20mm, 25mm & 40mm
- Heavy duty alloy steel blades
- Hi-vis nylon handles






**SCRAPERS**

**SP30813**

**SCRAPER SET - POLY  
4 PIECE**

- Remove decals, mouldings, emblems, gaskets & wheel weights from cars without damaging the vehicle
- Ideal for the removal of glued weights on aluminium rims on motorcars & motorbikes
- Includes 20, 22, 25 & 38mm scrapers
- Tough composite construction



**SP30805**

**SCRAPER SET - STAINLESS STEEL  
3 PIECE**

- Precision ground blades
- Heavy duty timber handles
- 10, 15 & 23mm blades



**SCRAPERS - BLADE TYPE**

**SP30816**

**RAZOR SCRAPER - 4"**

- Rubber Grip Handle
- Easy removal of Gasket residue, carbon & ingrained dirt
- Removes decals and stickers without harsh chemicals
- Compact size allows access to tight, hard to reach areas
- Blade Width: 40mm
- Replacement blades available



**SP30806**

**GASKET SCRAPER - LONG  
REPLACEABLE BLADE TYPE**

- Designed to reach tight places
- Knurled thumbscrew for easy blade changes
- Hollow handle stores spare blades when not in use
- Uses 40mm replaceable razor blades
- Spare blades included



**SP30868**

**REPLACEMENT SCRAPER BLADES  
SINGLE EDGE  
10 PIECE**

**SUITS RAZOR & GASKET SCRAPERS**

- Professional quality blade for use in SP blade type scrapers
- Perfect for removing gasket residue, dirt and decals
- Blade Width: 40mm



**WINDSCREEN REMOVAL TOOL**

SP30829

**WINDSCREEN REMOVAL TOOL**

- Durable aluminium handle
- Heavy duty steel knife
- Replaceable blades
- Knurled Handle for additional grip



SP33829

**REPLACEMENT BLADES  
SUITS WINDSCREEN REMOVAL TOOL**

- Hardened then honed blade allows fast separation of screen from bond
- Able to be re-sharpened



**TWEEZERS**

SP30900

**TWEezer SET  
4 PIECE**

**SET INCLUDES**

- Self closing pointed end - 115mm
- Offset pointed end - 120mm
- Straight pointed end - 115mm
- Offset spade end - 105mm

STAINLESS STEEL



**EXHAUST PIPE AND TUBING CUTTER**

SP30920

**EXHAUST PIPE & TUBING CUTTER**

- Designed for cutting thin walled steel and copper tubing
- Suitable for cutting exhaust pipe with diameters from 20-75mm



**LIFT SUPPORT CLAMP**

SP64220

**LIFT SUPPORT CLAMP  
UNIVERSAL**

- Securely supports and locks onto gas strut shafts found on bonnets, tail-gates, hatchbacks & car boots to enable worn gas struts to be fixed in the extended position
- Aluminium body prevents damage to the lift support.





# ➤ THREAD & STUD REPAIR

Broken bolts are a fitters worst nightmare, but fear not. At Sp Tools we can get any broken stud or bolt removed. SP Tools makes a great range of both internal and external removal tools.



## STUD REMOVAL & INSTALLATION

SP31255

### STUD REMOVAL & INSERT SET 28 PIECE

- Uniquely designed tool for the removal and installation of studs without damaging the threads
- Each threads size uses one tool for removal and one for installation
- Metric sizes: M6 x 1/ M8 x 1.25/ M10 x 1.25/ M10 x 1.5
- SAE sizes: 1/4-20, 5/16-18, 5/16-24, 3/8-16, 3/8-24, 7/6-14, 7/16-20, 1/2-13, 1/2-20

SP31253

### STUD REMOVER SET 5 PIECE

- 4x stud extractors and a go-thru' ratchet spanner
- Short for tight restricted areas
- 6, 8, 10, 12 sockets plus 14mm & 17mm Go-thru' ratchet
- A ratchet spanner is included



SP31251

### STUD REMOVAL & INSTALLATION TOOL

- Capacity 10-19mm (3/8"-3/4")
- Suitable for the removal and installation of various sizes of studs
- Cam rotates to grip onto the stud for quick and easy use
- Use with 1/2"sq drive ratchet wrench

**THREADING & RETHREADING**

**SP31100**

**TAP & DIE SET - HEAVY DUTY  
32 PIECE**

- Ideal for chasing out damaged threads and the removal of nicks/burrs without undercutting good threads
- Cuts threads and bores taps quickly
- Designed specifically for the automotive mechanic
- Covers 6-18mm with common thread pitch sizes
- Housed in EVA foam in a blow moulded case

**SET INCLUDES**

**DIE SET (15PC):**

- M6 x 1.0, M12 x 1.25, M14 x 2.0, M8 x 1.25, M12 x 1.5, M16 x 1.5, M10 x 1.0, M12 x 1.75, M16 x 2.0, M10 x 1.25, M14 x 1.25, M18 x 1.5, M10 x 1.5, M14 x 1.5, 38mm Die Wrench

**TAP SET (17PC):**

- M6 x 1.0, M12 x 1.25, M14 x 2.0, M8 x 1.25, M12 x 1.5, M16 x 1.5, M10 x 1.0, M12 x 1.75, M16 x 2.0, M10 x 1.25, M14 x 1.25, M18 x 1.5, M10 x 1.5, M14 x 1.5, 1/8NPT27, M5-M20 (375mm) Tap Wrench, M3-M10 Tap Wrench



**SP31310**

**RETHREADING KIT - AUTOMOTIVE  
42 PIECE**

- Taps & dies are suitable for chasing out damaged threads and the removal of nicks/burrs without undercutting good threads
- Thread file restores damaged external threads on any diameter
- Right or left hand

**SET INCLUDES**

- Thread File: 9, 10, 12, 16, 20, 27, 28, 32mm
- Thread File: 11, 12, 13, 14, 15, 16, 18, 20, 24mm
- Re-thread Die Sizes: 1/4, 5/16, 3/8, 7/16, 1/2, 9/16 & 5/8" UNC/UNF, 6x100, 8x1.25, 10x1.25, 10x1.50, 12x1.25, 12x1.5, 12x1.75mm
- Re-thread Tap Sizes: 1/4, 5/16, 3/8, 7/16, 1/2 & 9/16" UNC/UNF, 6x100, 8x1.25, 10x1.25, 10x1.50, 12x1.25, 12x1.5, 12x1.75mm

**INTERNAL & EXTERNAL THREAD FILES  
INDIVIDUAL**

**INCLUDES SLIP-ON GRIP**

- Restores any diameter damaged left or right-hand external threads
- Includes easy slip-on PVC grip

**AVAILABLE IN 3 OPTIONS**

TYPE	SIZES	MODEL
Metric	0.75, 1.00, 1.25, 1.50, 1.75, 2.00, 2.50 & 3.00mm	SP31305
SAE	11, 12, 13, 14, 16, 18, 20 & 24 TPI	SP31306
SAE	9, 10, 12, 16, 20, 27, 28 & 32 TPI	SP31307



**SP64037**

**PITCH GAUGE - METRIC/SAE  
52 PIECE**

- Designed to easily identify metric and SAE thread pitch sizes
- Range: 0-25 to 6mm
- Pitch: 4 to 62



**SCREW EXTRACTION**



**SP31320**

**SCREW EXTRACTOR SET  
DRILL BIT & GUIDE  
25 PIECE**

- For extracting broken screws, studs & bolts: 5mm to 16mm
- Threads designed to remove broken fasteners without breaking or jamming
- Fluted type extractors that provide a solid grip on broken studs and screws
- Housed in heavy duty storage case and EVA foam tray

**SET INCLUDES**

- 5x Drill Bits: 1/8", 3/16", 1/4", 5/16", 11/32"
- 5x Extractor Pins Sized to Match Drill Bits
- 5x Hex Extracting Drivers to Match Extractor Pins
- 10x Stud Drilling Guides: 9/32, 5/16, 11/32, 3/8, 13/32, 7/16, 15/32, 1/2, 17/32 & 9/16"



**SP31301**

**SCREW EXTRACTOR SET  
SPIRAL TYPE - 5 PIECE**

- Remove broken studs, screws & pipe fittings
- Manufactured from heat treated chrome molybdenum steel

**SIZE RANGE**

- Metric: M4 - M20
- SAE: 5/32 - 3/4"



**SP31302**

**SCREW EXTRACTOR SET  
STRAIGHT TYPE - 5 PIECE**

- Remove broken studs, screws, bolts, etc
- Manufactured from heat treated chrome molybdenum steel
- Square section aids removal of extractor from screws

**SIZE RANGE**

- Metric: M4 - M20
- SAE: 5/32 - 3/4"

**NUT SPLITTERS**

**SP31210**

**NUT SPLITTER SET  
4 PIECE**

- Splitting of seized bolts and/or over tightened bolts without damaging the thread
- Chrome molybdenum steel blades with forged high carbon steel grips
- Hardened, tempered & chrome plated for rust resistance

**SET INCLUDES**

- 9-12mm, 12-16mm, 16-22mm & 22-27mm



**ALSO AVAILABLE INDIVIDUALLY**

**NUT SPLITTERS  
INDIVIDUAL**

SIZE	MODEL
9-12mm	SP31211
12-16mm	SP31212
16-22mm	SP31213
22-27mm	SP31214



# WORKSHOP

Workshop need an upgrade? At SP Tools we have it all. Creepers, stools, vices and brushes, safety gear and even a cable tie or two. Check out the new SUMO Creeper, especially made for the bigger built/taller blokes in the workshop.

## MECHANICS CREEPERS



**20%**  
WIDER

SPR-48

### MECHANICS CREEPER SUMO

- 20% wider - Ideal for bigger built/taller blokes
- Heavy duty steel frame
- 6 heavy duty castors
- Wide padded body & head rest
- Capacity: 150kg
- 1030mm x 540mm

SPR-44

### MECHANICS CREEPER

- Heavy duty steel frame
- 6 heavy duty wheels
- Padded body & head rest
- 1030mm x 440mm

SPR-46

### MECHANICS CREEPER ADJUSTABLE HEAD REST

- Heavy duty steel frame
- 4 heavy duty castors
- Padded body & head rest
- Adjustable head rest
- 1030mm x 440mm



**WORKSHOP MOBILE SEATS & STOOLS**



**SPR-50**

**WORKSHOP SEAT  
HEAVY DUTY**

- Heavy duty chrome polished frame
- Ball bearing oversized swivel castors
- Easy access storage tray
- High density foam seat



**SPR-55**

**STOOL WITH STORAGE  
PNEUMATIC**

- Pneumatic seat adjusts from 420mm to 533mm
- 430mm reinforced steel base with 5 heavy duty swivel castors
- 3 Section tray base with removable magnetic pad
- High density foam padded leather seat
- Chrome plated heavy duty steel frame
- Recommended for garage and shop use
- Note: Tools not included



**SPR-60**

**STOOL WITH SWIVEL TOP  
PNEUMATIC**

- Pneumatic seat adjusts from 660mm to 787mm
- High density foam padded leather seat
- Chrome plated heavy duty steel frame
- Non-slip rubber feet

**T8R58**

**WORKSHOP SEAT - 3 DRAWERS  
888 SERIES**



- Heavy duty frame
- High density foam padded seat
- Ball bearing slide drawers
- Easy access spray can holder
- Swivel castors

- DIMENSIONS:**
- Unit: 370 x 400 x 367mm
  - Drawers (3): 190 x 300 x 40mm



**SEAT & MUDGUARD PROTECTORS**



**SPR-11**

**MECHANICS PROTECTIVE  
SEAT COVER**

- Heavy duty nylon
- Easy slip-on design
- Protects seats against oil, grease and water



**MECHANICS MAGNETIC MUDGUARD /  
FENDER PROTECTORS**

- Vinyl with soft inner to protect car paintwork
- Contains hidden sleeved magnets to hold cover firmly in position
- Resistant to oil, grease & water
- 810mm (w) x 645mm (H)

**AVAILABLE IN 3 OPTIONS**

TYPE/COLOUR	MODEL
SP RACING LOGO	SPR-22
SP GREEN	SPR-22BGR
SP BLUE	SPR-22BBL

**PARTS TRAYS & HOOKS**



**SP30912**

**PARTS TRAY - MAGNETIC  
270 X 295 X 30MM**

- Large but low profile parts tray is great for all jobs around the work shop, big or small, especially parts storage
- Magnetic based stainless steel tray holds itself and contents in any position avoiding loss of parts
- 4 Heavy duty magnetic plates securely hold the tray to any steel surface



**SP30913**

**PARTS TRAYS & HOOKS SET  
MAGNETIC  
4 PIECE**

- Great parts storage
- Magnetic based stainless steel trays and hooks hold themselves and contents in any position avoiding loss of parts
- Heavy duty magnetic plates securely hold the trays and hooks to any steel surface

**SET INCLUDES**

- 1pc magnetic tray : 225 x 65 x 16mm
- 1pc magnetic tray : 95 x 65 x 14mm
- 2pc magnetic hooks - Each holding up to 3.64kg (8 Lbs)



**SP30911**

**PARTS TRAY - MAGNETIC  
140 X 240MM**

- Low profile parts tray is great for all jobs around the work shop, big or small, especially parts storage
- Magnetic based stainless steel tray holds itself and contents in any position avoiding loss of parts
- 2 Heavy duty magnetic plates securely hold the tray to any steel surface



**SP30910**

**PARTS TRAY - MAGNETIC  
150MM DIA.**

- Low profile parts tray is great for all jobs around the work shop, big or small, especially parts storage
- Magnetic based stainless steel tray holds itself and contents in any position avoiding loss of parts
- Heavy duty magnetic plate securely hold the tray to any steel surface



**SP30914**

**PARTS TRAY - MAGNETIC COLLAPSIBLE  
150MM DIA.**

- Low profile parts tray is great for all jobs around the work shop, big or small, especially parts storage
- Magnetic based collapsible tray holds itself and contents in any position
- Collapsible for easy storage
- Heavy duty magnetic plate securely hold the tray to any steel surface
- The tray can be collapsed part way down to form a shallower holder.



BRUSHES



T830807

WIRE BRUSH SET  
MINI - 180MM  
6 PIECE

- Nylon bristles clean delicate parts and detail vehicle interiors
- Stainless steel bristles clean parts that need heavy duty scrubbing
- Brass bristles clean unfinished metal parts without damaging surfaces or fine features

SET INCLUDES

- 2X NYLON BRISTLED BRUSHES - 175MM
- 2X STAINLESS STEEL BRISTLED BRUSHES - 175MM
- 2X BRASS BRISTLED BRUSHES - 175MM

SP30890

WIRE BRUSH SET  
MINI - 180MM  
3 PIECE

- Ideal for heavy duty cleaning
- 3 rows of bristles on each brush
- Ergonomic polypropylene handles
- 5 hole tips

SET INCLUDES

- NYLON BRISTLED BRUSH - 180MM
- STAINLESS STEEL BRISTLED BRUSH - 180MM
- BRASS BRISTLED BRUSH - 180MM



SP30891

WIRE BRUSH SET  
230MM  
3 PIECE

- Ideal for heavy duty cleaning
- 2 rows of bristles on each brush
- Ergonomic polypropylene handles

SET INCLUDES

- CARBON STEEL BRISTLED BRUSH - 230MM
- STAINLESS STEEL BRISTLED BRUSH - 230MM
- BRASS BRISTLED BRUSH - 230MM

SP30892

WIRE BRUSH SET  
254MM  
3 PIECE

- Ideal for heavy duty cleaning
- 4 rows of bristles on each brush
- Ergonomic polypropylene handles

SET INCLUDES

- CARBON STEEL BRISTLED BRUSH - 254MM
- STAINLESS STEEL BRISTLED BRUSH - 254MM
- BRASS BRISTLED BRUSH - 254MM



SP30893

WIRE BRUSH SET - 355MM  
3 PIECE

- Ideal for heavy duty cleaning
- 3 rows of bristles on each brush
- Ergonomic polypropylene handles

SET INCLUDES

- CARBON STEEL BRISTLED BRUSH - 355MM
- STAINLESS STEEL BRISTLED BRUSH - 355MM
- BRASS BRISTLED BRUSH - 355MM



**PARTS BRUSHES**

SP30896

**PARTS BRUSH  
"FLOW-THROUGH"**

- "Flow-Through" brushes are designed for parts washing sinks with circulating solvent system
- A continuous stream of solvent is delivered through the whole bristle head not just through the centre



SP30895

**PARTS BRUSH  
"BUCKET"**

- "Bucket brushes" are designed for hand use in a parts washing sink or solvent container



**BENCH VICES**

**BENCH VICE - SWIVEL BASE  
INDUSTRIAL GRADE**

- Made from the highest quality ductile iron for increased impact and fatigue resistance
- Swivel base

AVAILABLE IN 3 OPTIONS

CAPACITY	MODEL
115mm (4-1/2")	SPBV115
165mm (6-1/2")	SPBV165
203mm (8")	SPBV203



**POWER BOARDS**

SP'S POWER BOARDS FEATURE:

- 4 Individually powered outlets, providing extremely consistent performance and versatility
- Overload protection - preventing damage to fuses, in turn providing the power board with enhanced longevity
- Surge protection to help prevent damage to your devices from any spikes of voltage



SP69999

**WORKSHOP POWER BOARD  
SURGE PROTECTED  
4 OUTLETS**

- 4 individually switched outlets
- Surge protected
- Cord length (approx.): 1.1m
- Input power: 230-240V~50Hz
- Max current: 10A
- Max power: 2500W
- Dimensions (approx.): 284 x 76 x 35mm



SP69998

**WORKSHOP POWER BOARD  
SURGE PROTECTED  
4 OUTLETS & 4 USB PORTS**

- 4 individually switched outlets
- 4 USB ports
- Surge protected
- Overload protection
- Cord length (approx.): 3m
- Input power: 230-240V~50Hz
- Max current: 10A
- Max power: 2400W
- Dimensions (approx.): 284 x 76 x 35mm

**BUILT-IN USB PORTS**

4 USB ports (4.5Amps) to ensure fast charging and reliable power for all of your USB compatible devices





**SANDBLASTING GUNS**

**SP65010**

**SANDBLASTING GUN  
1 LITRE**

- Adjustable nozzle assures that the amount of sand can be regulated as required
- When the handle is activated, the airflow sucks the sand up out of the container and is ejected from nozzle at high speed



**SPRAY CLEANING GUNS**



**SP65011**

**SPRAY CLEANING GUN  
1 LITRE**

- PE tank and tube with adjustable spray/jet nozzle
- Lance with adjustable nozzle with cone
- Capacity: 1 Litre

**SP65012**

**SPRAY CLEANING GUN - FLEXIBLE  
1 LITRE**

- PE tank and tube with adjustable spray/jet nozzle
- Flexible tube
- Lance with adjustable nozzle with cone
- Capacity: 1 Litre

**CABLE TIES**

**CABLE TIES - BLACK  
WORKSHOP PACKS**

- Available in 5 sizes and lengths
- UV treated black nylon
- Flame retardant
- Heat resistant
- Nylon 66,94V-2

**AVAILABLE IN 5 OPTIONS**

SIZE	QUANTITY	MODEL
2.5 x 100mm	Pack of 100	SP78100
3.6 x 150mm	Pack of 100	SP78101
4.8 x 200mm	Pack of 100	SP78102
4.8 x 370mm	Pack of 100	SP78103
7.6 x 370mm	Pack of 50	SP78104



**WORKSHOP SPANNER ORGANISERS**

**SPANNER RACK  
HOLDS 12 OR 15 SPANNERS**

- High Impact Plastic
- Ideal for wall, peg board or tool cabinets
- Suitable for open end, ring, flare nut or combination spanners
- Note: spanners are not included

**AVAILABLE IN 2 OPTIONS**

CAPACITY	MODEL
12 Spanners	SP31712
15 Spanners	SP31715



**FUNNEL SET**



**T864100**

**FUNNEL SET - 888 SERIES  
4 PIECE**

- Plastic funnels for quick transfer or application of liquids and fluids
- 4 Essential sizes included: 140mm, 120mm, 100mm & 80mm

**SAFETY GEAR**



**SPR80**

**SAFETY GLASSES - CLEAR LENS**

- Tough polycarbonate clear lenses
- Wrap-around design to maximise coverage and protection in high impact environments
- Protects eyes from all angles
- Light weight and comfortable to wear



**SPR88**

**EAR PROTECTION  
EXTREME PERFORMANCE**

- Quality sound absorbing foam to protect ears
- Class 5 32db protection for high noise applications
- Soft edged Hi-vis ear cups for maximum comfort and increased visibility and safety
- Adjustable tensioned headband for security and comfort



HAND PROTECTION

GLOVES - GENERAL PURPOSE

- Stretch Spandex fabric ensures a comfortable fit
- Thin wall reinforced palm grip for better feel
- High quality Velcro for firm wrist grip
- Machine washable

AVAILABLE IN 2 SIZES

CAPACITY	MODEL
Large	SP68800
X-Large	SP68801



**ADDED DURABILITY & BREATHABILITY**  
Breathable stretch fabric keeps your hands cool and dry while the synthetic finger tips and reinforced thumb panel provide added durability.

**HIGH FEEL**  
High feel synthetic leather palm forms to your hand to allow for more feel, ideal for many jobs around the workshop.



GLOVES - GENERAL PURPOSE HIGH-FEEL 0.5MM

- Stretch Spandex fabric ensures a comfortable fit
- Thin 0.5mm wall reinforced non-slip palm grip for better feel
- High quality Velcro for firm wrist grip
- Touch screen capable index finger
- Machine washable

AVAILABLE IN 2 SIZES

CAPACITY	MODEL
Large	SP68810
X-Large	SP68811



**ANTI SLIP GRIP**  
SP's Anti-slip grip provides a strong, durable grip in all wet, dry and oily conditions and wraps around the index finger and thumb to ensure you have more control with less effort.

**0.5mm HIGH FEEL**  
High feel 0.5mm synthetic leather palm forms to your hand to allow for more feel, especially helpful with precision work.



TOUCH SCREEN COMPATIBLE

GLOVES - IMPACT PROTECTION

- Stretch Spandex fabric ensures a comfortable fit
- Thin wall reinforced palm grip for better feel
- High quality Velcro for firm wrist grip
- Machine washable

AVAILABLE IN 2 SIZES

CAPACITY	MODEL
Large	SP68805
X-Large	SP68806



**INDUSTRIAL KNUCKLE & FINGER GUARD**  
Protects your hand against injury

**HEAVY DUTY WEAR STRIP & GEL PADS**  
Heavy duty wear strip ensures durability while gel pads absorb impact and vibration, perfect for use with impact guns.





# FLUID TRANSFER

**OIL, GREASE OR FUEL... WE CAN MOVE IT.**

SP Tools has a fuel transfer tool that makes the job easy.

## SUCTION AND TRANSFER PUMPS

SP65155

### MULTI-PURPOSE PUMP 1 LITRE


- Great for top up jobs - quicker and easier
- Ideal for topping up difficult to access oiling points on motor vehicles, lawn mowers, chain saws, outboard and two stroke motors, and other odd jobs around the workshop and home
- Suitable for all oils, automatic transmission fluids, brake fluids and general purpose cleaners, the self-contained unit will prevent oil contamination when not in use



SP65120

### OIL SUCTION PUMP


- Perfect for removing or replacing oil in: engines, transmissions, differentials, gearbox sumps & crankcases
- Enables easy access to awkward locations & ideal for vehicle & machinery use
- No priming necessary
- 10" Flexible hose
- 500ml capacity



SP65121

### FLUID TRANSFER PUMP DOUBLE ACTION

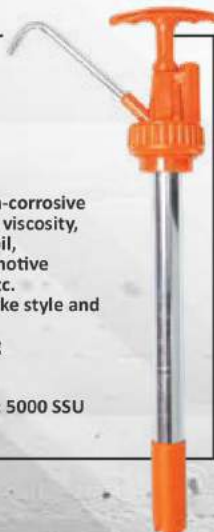
- Perfect for transmissions, differentials, gear cases, lower units crankcases, etc.
- No priming necessary
- 39 Inch / 100cm flexible hose
- 500ml capacity
- Two way vinyl hose for suction & discharge of fluids
- Durable check valve
- Heavy-duty aluminium container tube



SP65156

### DRUM PUMP 20 LITRE

- Ideal for transferring non-corrosive fluids of light to medium viscosity, such as engine oil, gear oil, transmission fluid, automotive additives, machine oil, etc.
- The pump is a down-stroke style and has a fixed steel spout
- This pump is self-priming
- Pump type: Piston
- Flow: 60ml / stroke
- Maximum fluid viscosity: 5000 SSU



SP65157

### GEAR OIL PUMP 20 LITRE

- Ideal for transferring non-corrosive fluids of light to medium viscosity, such as engine oil, gear oil, transmission fluid, automotive additives, machine oil, etc.
- The pump is a down-stroke style, comes with a 1.2m oil-resistant flex hose with non-drip nozzle and a drain back nozzle holder to ensure the excess oil flows back into the drum to prevent spills and accidents
- This pump is self-priming



- Pump type: Piston
- Flow: 60ml / stroke
- Maximum fluid viscosity: 5000 SSU

## SPRING GEAR PUMPS

### SPRING GEAR OIL PUMPS

- Designed to fit 20L or 60L drum and is ideal for transferring non-corrosive fluids of medium to heavy viscosity, such as engine oil, gear oil, transmission fluid, automotive additives, machine oil and lubricant
- Spring operated pump and unique swivelling pump head assembly allows the hose to follow the operator
- Gun holder to ensure the extra oil flows back into the pail to prevent spills and accidents
- Robust zinc pump head and steel pump body assembly ensure long working life

#### AVAILABLE IN 2 OPTIONS

SP65160

### 20 LITRE

#### SPECIFICATIONS:

- Pump type: Spring operated pump
- Flow: 300 ml / stroke
- Suction tube length: 325mm for 20 Litre Drum
- Inlet: 45mm O.D.
- Outlet: 17mm O.D with 1370mml
- PVC hose & controllable oil gun
- Max. viscosity: 5,000 SSU

SP65162

### 60 LITRE

#### SPECIFICATIONS:

- Pump type: Spring operated pump swivelling pump head
- Flow: 500 ml / stroke
- Suction tube length: 535mm for 60 Litre drum
- Inlet: 48mm O.D.
- Outlet: 17mm O.D with 1370mml PVC hose & controllable oil gun
- Wetted parts: Steel, Zinc, PE, PVC & NBR
- Max. fluid temperature: 140°F / 60°C
- Max. viscosity: 5,000 SSU



## 200L DRUM PUMPS

SP65170

### DRUM PUMP LEVER ACTION 200 LITRE

- Used for dispensing or transferring non-corrosive and petroleum based fluids, such as diesel, kerosene, transmission fluid, machine oil, lube oil, fuel oil, anti-freeze, etc.
- Ideal for heavy-duty use in industrial, automotive and agricultural applications
- Self-priming unit
- Do not use with organic solvents, alkalis, acids & water-based fluids

#### SPECIFICATIONS:

- Flow: 400ml per stroke
- Mounting: 2 inch MNPT bung adapter
- Inlet: 7/8 inch O.D.
- Outlet: 3/4 inch height-angle & normal curved
- Maximum fluid viscosity: 4000 SSU



SP65175

### DRUM PUMP ROTARY GEARED 200 LITRE

- Used for dispensing or transferring low viscosity and non-corrosive petroleum based fluids, such as petrol, diesel, kerosene, lube, fuel, machine oil, etc.
- Supplied with 2" bung adapter, a rubber delivery hose and non-drip nozzle
- Self-priming unit, dispenses approximately 1 litre per stroke
- Do not use with organic solvents, alkalis, acids and water-based fluids
- Supplied with suction filter to sift the dirt and extend pump life

#### SPECIFICATIONS:

- Flow: 1L / stroke
- Mounting: 2" MNPT bung adapter
- Inlet: 1-1/4" O.D.
- Outlet: 1" O.D. curved spout
- Maximum fluid viscosity: 500 SS or SAE 30





# LUBRICATION

SP Tools work closely with the world's leading manufacturers of lubrication equipment. Our product offer is designed to maximise uptime of plant and equipment around the globe. Extensive and continuing research and development ensures SP Tools Lubrication Division is at the forefront of the industry.

## GREASE GUNS

SP65106

### GREASE GUN LEVER ACTION HIGH PRESSURE

- 3-way loading: bulk, filler nipple or 450cc standard grease cartridge
- Working pressure: 8000PSI
- Max pressure: 10000 PSI



SP65107

### GREASE GUN VARIABLE STROKE PISTOL GRIP

- 9 inch flexible extension
- Heavy duty cast aluminium body
- Bleeder valve for purging unwanted air use standard 450cc grease cartridge
- Heavy duty super grip coupler - coupler includes ball check
- Non-slip finish for better grip
- Max pressure: 8000PSI



SP65110

### GREASE GUN PNEUMATIC SINGLE SHOT

- 40:1 ratio air motor
- Heavy duty cast fibre composite body
- 3-way loading: bulk, filler pump or 450cc grease cartridge
- Heavy duty super grip coupler for better grip
- Non-slip finish for better grip
- Air inlet: 1/4"
- Hose size: 3/8" I.D.
- Weight: Only 1Kg
- 6" curved pipe with heavy duty coupler and 9" flexible hose with coupler



SP65111

### GREASE GUN - PNEUMATIC SINGLE SHOT OR CONTINUOUS

- UNDER AIR INPUT PRESSURE: 60~120PSI
- Single shot mode: Max - 4800PSI
  - Continuous mode: Max - 2500PSI
  - Capacity: Cartridge-450cc, bulk-500cc

- CONTINUOUS MODE:
- Greasing flow: Up to 150cc/min

- 40:1 ratio air motor
- Heavy duty cast aluminium body
- 3-way loading: bulk, filler pump or 450cc grease cartridge
- Heavy duty super grip coupler for better grip and longer service life
- 6" curved pipe with coupler & 9" flexible hose with coupler



SP65104

### GREASE GUN SET - MINI

- Chrome plated finish for longer service life
- Working pressure: 1000 psi
- Capacity bulk: 80ml
- Includes 3 interchangeable tips

INCLUDES 100g TUBE OF LUBRICATION GREASE

- Suitable for automotive applications
- EP additive Molybdenum Disulphide

SUITABLE FOR: Rack and pinion steering, Universal joints and ball joints.



REPLACEMENT LUBRICATION GREASE AVAILABLE - SP65104G



## COUPLERS, HOSES & ADAPTERS

SP65130

### GREASE GUN ADAPTER KIT 8 PIECE

- Heavy-duty lubrication accessory kit contains hoses, couplers & dispensers to suit any grease application.
- All housed in heavy duty blow mould carry case

#### SET INCLUDES

- 18" Nylon hose
- 4" Needle nose dispenser
- Narrow needle nose dispenser
- Grease injector needle
- Seal-off dispenser
- Right angle grease coupler
- Grease coupler
- 360° swivel coupler



SP65131

### GREASE COUPLER HEAVY DUTY

- Three hardened jaws
- 2" long coupler tapped for 1/8" pipe threads
- Recommended working pressure: 8000psi



SP65132

### GREASE COUPLER RIGHT ANGLE

- Heavy duty
- Reach out-of-the-way zerk fittings such as those on ball joints
- Fits standard grease guns: 1-5/8" long
- 1/8" NPT female inlet
- For use with air operated equipment
- Recommended working pressure: 4500 PSI



SP65135

### GREASE COUPLER SWIVEL

- Heavy duty
- Swivels in full 360° circle and locks in place
- 45° angle gives easy access to most grease fittings
- 1/8" NPT female inlet
- For use with air operated equipment
- Recommended working pressure: 4500 PSI



SP65136

### GREASE COUPLER QUICK RELEASE

- Designed for use with air powered, battery powered and hand grease guns
- Heavy-duty construction withstands higher pressure
- Four hardened jaws
- 74mm long coupler with 30mm diameter and is tapped for 1/8" pipe threads
- Burst Pressure 15,000psi
- Working pressure 10,000psi.



SP65137

### GREASE COUPLER - LONG QUICK RELEASE

- Designed for use with air powered, battery powered and hand grease guns
- Heavy-duty construction withstands higher pressure
- Four hardened jaws
- 130mm long coupler tapped for 1/8" pipe threads
- Burst Pressure 15,000psi
- Working pressure 10,000psi



### FLEX HOSES - GREASE GUN

- Fits most grease gun accessories
- Working pressure: 4,500 PSI
- Burst pressure: 12,000 PSI
- 1/8" NPT
- For hard to reach jobs
- For use with air and hand operated grease guns

#### AVAILABLE IN 2 OPTIONS

LENGTH	MODEL
12" Long	SP65133
18" Long	SP65134



SP65139

### GREASE COUPLER - QUICK RELEASE DISPLAY STAND

#### SET INCLUDES

- 10x Quick-release grease coupler (SP65136)
- 10x Extra long quick-release grease coupler (SP65137)
- 1x Steel dynamic counter display stand
- 1x Sample Quick-release grease coupler
- 1x Sample Extra long quick-release grease coupler





# TYRE SERVICE

Accurate tyre inflation is extremely important to the on road safety of a vehicle. At SP Tools we offer a range of both digital and analogue inflators and testers to make sure you get it right.

## TYRE INFLATORS

SP65510

### TYRE INFLATOR WITH DEFLATOR DIGITAL - PROFESSIONAL

- Pressure measuring range: 0-160PSI (+/- 2% @25C)
- Automatic shut-off after 60 seconds to conserve battery life
- Dual chuck
- Operating pressure: 90PSI
- Air Flow: 1.2CFM at 100PSI



SP65500

### TYRE INFLATOR WITH DEFLATOR PROFESSIONAL

- Highly accurate
- Large and easy to read dial
- Gauge fitted with heavy rubber bumper includes 600mm hose with clip-on chuck
- Calibrated: 10-170 PSI in 2lb Increments 70-1200 kPa in 10 kPa increments
- Gauge diameter: 80mm
- Accuracy: +/- (F.S.x1%)+0.5 PSI at 2-100 PSI +/- (F.S.x2%)+0.5 PSI at 101-150 PSI
- Pressure range: 2-150 PSI

## TYRE CHUCKS

SP65530

### AIR HOSE CHUCK CLIP-ON STRAIGHT

- Open 1/4 BSP
- High quality solid brass clip-on air chuck



SP65531

### AIR HOSE CHUCK CLIP-ON ANGLE

- Open 1/4 BSP
- High quality solid brass clip-on air chuck



SP65535

### TYRE CHUCK DUAL HEAD

- Lightweight zinc/brass body
- Comfortable high-grip rubber handle



- 1/4" Female thread
- Dual head design for dual wheel vehicles



**TYRE GAUGES**

**SP65505**

**TYRE GAUGE WITH HOSE PROFESSIONAL**

- Precision made, full geared brass movement
- 63mm dial, bleeder valve, "Shock Absorber" cover for protection
- Pressure Range: 0-60 PSI and 400 kpa with swivel angle tip and 300mm hose
- Accuracy: +/- 1 PSI



**SP65508**

**TYRE PRESSURE GAUGE DIAL**

- L shape design allows for increased flexibility when connecting to difficult to access tyre valves
- The air chuck can rotate 360° and is paired with a soft rubber tube to increase the flexibility during use
- Accuracy: ±1psi/0.1bar
- Gauge: 2.5"
- Calibration: 3-60psi/0.2-4bar



**SP65521**

**TYRE GAUGE PENCIL TYPE**

- Metal head and body – 4 sided plastic gauge
- 5-50PSI

**VALVE CORE TOOLS**



**SP65526**

**VALVE CORE TOOL LOCK-ON**

- Large grip for convenient installation and removal of big bore valve cores
- 75mm overall length



# LIGHTING

## SP'S HIGH PERFORMANCE, QUALITY LIGHTING SOLUTIONS

SP's cordless range of quality work lights are manufactured to the highest standards to suit the needs of the professional and are built to last. The full product range covers a number of lighting needs from small and compact hand-held work lights all the way up to ultra bright flood lighting. SP is constantly pushing the boundaries of LED and battery technology to bring you cutting edge work lights that will ensure you always have the most reliable, best performing tools on the market. Longer run time, brighter lighting and innovative design is at the core of the SP cordless lighting range.

### WIRELESS CHARGE LIGHTING

One of SP's latest innovative breakthroughs is the incorporation of new wireless charging technology into the work light platform.

No longer do you have to plug your work light into a charger over night. The new pad style charger allows you to simply place the work light on the charging pad and the charging process instantly begins. Magnetic zones on the front of the charging pads firmly hold the work lights in place at any angle, while the heavy duty rear magnets allow for the charging pad to be instantly mounted onto any magnetic surface such as a steel tool box or work top.

The chargers are not only compatible with SP work lights but also the latest Android & iPhones, Apple Watches, AirPods, tablets and more.



LUMENS  
**500** | **150**  
WORK LIGHT | TORCH

LUMENS  
**300** | **100**  
WORK LIGHT | TORCH

SP81499

### WORK LIGHT/FLASHLIGHT SMD LED - WIRELESS CHARGE

#### SMD LED WORK LIGHT & TORCH:

- Ultra bright 5w SMD LED work light: 500 Lumen
- High power LED torch/top light: 150 Lumen
- Wireless charging
- Adjustable dimmer work light: 500 to 75 Lumens
- Flexible magnetic base
- 180° fold out hook
- Splash & dust resistant - IP68
- Impact resistant
- Rechargeable
- Battery level and charge indicator
- Micro USB charging system (to charging pad)
- Battery: 3.7v 2600MAH
- Battery type: Lithium-ion
- Charging time: 4.5 Hours

#### POCKET WORK LIGHT & TORCH:

- Super bright 3w SMD LED work light: 300 Lumen
- Powerful LED torch/top light: 100 Lumen
- Wireless charging
- Adjustable dimmer work light: 300 to 30 Lumens
- Flexible magnetic base
- 180° fold out hook
- Splash & dust resistant - IP68
- Impact resistant
- Rechargeable
- Battery level and charge indicator
- Micro USB charging system (to charging pad)
- Battery: 3.7v 1200MAH
- Battery type: Lithium-ion
- Charging time: 2.5 Hours

#### DUEL ZONE WIRELESS CHARGING PAD:

- Duel charging zones
- Charges various devices
- Magnetic zones holds lights firmly in place while charging
- Powerful rear magnet - Ideal for mounting to steel tool box
- Wall mountable



### DUEL ZONE WIRELESS CHARGING PAD

The new SP fast charge wireless charging pad lets you charge your light or compatible devices wirelessly, without requiring them to be fixed in one spot. Simply lay the compatible device anywhere on its surface to start charging.

### MAGNETIC ZONES

Holds the light firmly in place at any angle



### WALL MOUNTABLE & MAGNETIC

Powerful rear magnet makes it ideal for mounting the charging pad to your tool kit

Charges compatible SP lights, latest Android & iPhones, Apple Watches, AirPods, tablets & more



## WIRELESS CHARGE LIGHTING CONTINUED

SP81496

### WORK LIGHT/FLASHLIGHT SMD LED - WIRELESS CHARGE

SMD LED WORK LIGHT & TORCH:

- Ultra bright 5w SMD LED work light: 500 Lumen
- High power LED torch/top light: 150 Lumen
- Wireless charging
- Adjustable dimmer work light: 500 to 75 Lumens
- Flexible magnetic base
- 180° fold out hook
- Splash & dust resistant - IP68
- Impact resistant
- Rechargeable
- Battery level and charge indicator
- Micro USB charging system (to charging pad)
- Battery: 3.7v 2600mAH
- Battery type: Lithium-ion
- Charging time: 4.5 Hours

SINGLE ZONE WIRELESS CHARGING PAD:

- Charges various devices
- Magnetic zone holds light firmly in place while charging
- Powerful rear magnet - Ideal for mounting to steel tool box
- Wall mountable



LUMENS  
**500** | **150**  
WORK LIGHT | TORCH



Charges compatible SP lights, latest Android & iPhones, Apple Watches, AirPods, tablets & more



## SLIMLINE WORK LIGHTS

SP81444

### WORK LIGHT/FLASHLIGHT COB LED - SLIMLINE

- Ultra bright COB LED work light
- High power LED torch/top light
- Slimline head
- Adjustable dimmer switch work light
- 360° swivel ball joint magnetic base
- Base tilt to 45°
- 180° fold out hook
- Water/splash resistant - IP54
- Impact resistant - IK07
- Rechargeable
- Battery level and charge indicator
- Micro USB charging system
- Battery: 3.7v 2600mAH
- Battery type: Lithium-ion
- Charging time: 4 Hours

SPECIFICATIONS: Work Light

- Lumen: Up to 600 Lumens
- Run Time: 2 to 15 Hours

SPECIFICATIONS: Top Light

- Lumen: 120 Lumens
- Run Time: 10 Hours

LUMENS  
**600** | **120**  
WORK LIGHT | TORCH



45° TILT

SWIVEL BASE



SP81442

### WORK LIGHT/FLASHLIGHT SMD LED - SLIMLINE

- High power SMD LED
- Super slim design for hard to reach areas
- Special optical lens offering 90° flood light compared to the 30° from normal work lights
- Car charger included
- Battery type: Lithium-ion
- Charging time: 4 Hours

SPECIFICATIONS: Work Light

- Setting 1: 400 Lumens
- Setting 2: 200 Lumens

SPECIFICATIONS: Top Light

- 100 Lumens

LUMENS  
**400** | **200** | **100**  
WORK LIGHT | WORK LIGHT | TORCH



**WORK LIGHTS**

SP81457

**TORCH/WORK LIGHT  
COB LED - ULTRA BRIGHT**

- Ultra bright 6w COB LED work light
- High power LED torch/top light
- 3 work light brightness settings
- Strong magnetic pivoting base - 180°
- 360° fold out swivel hook
- Water/splash resistant - IP54
- Impact resistant - IK07
- Rechargeable
- Battery level and charge indicator
- Micro USB charging system
- Battery: 3.7V 2600mAh
- Battery type: Lithium-ion
- Charging time: 4 hours

**INTENSE BRIGHTNESS**  
Capable of ultra bright illumination, ideal for vehicle body colour inspection

- SPECIFICATIONS: Work Light**
- Setting 1: 150 Lumens
  - Setting 2: 300 Lumens
  - Setting 3: 700 Lumens (CRI 80+)

- SPECIFICATIONS: Top Light**
- Lumen: 120 Lumens (CRI 70+)



**LUMENS**  
**700** | **300** | **150** | **120**  
WORK LIGHT | WORK LIGHT | WORK LIGHT | TORCH



SP81456

**TORCH/WORK LIGHT  
SMD LED MAGBASE**

- Super brilliant SMD LED work light
- High power LED torch/top light
- Rechargeable Lithium-ion
- Includes AC charger and 12v Car Charger
- Pivoting magnetic base to 180°
- 2x 180° fold out hooks

- SPECIFICATIONS: Work Light**
- Lumen: Up to 350 Lumens

- SPECIFICATIONS: Top Light**
- Lumen: 80 Lumens



**LUMENS**  
**350** | **80**  
WORK LIGHT | TORCH

SP81450

**WORK LIGHT  
COB LED MAGBASE**

- Ultra Bright 6 COB LED
- Pivoting Mag-Base - 180°
- IP 65 dust proof and water resistant
- Fold away hook and stand
- Rechargeable
- Micro USB Charging System
- Includes AC and 12v Car Charger
- Battery: 3.7v 1000mAh
- Charging Time: 4.5 Hours

- SPECIFICATIONS: Setting 1**
- Lumen: 350 Lumens
  - 3 Hour run time

- SPECIFICATIONS: Setting 2**
- Lumen: 250 Lumens
  - 5 Hour run time



**LUMENS**  
**350** | **250**  
WORK LIGHT | WORK LIGHT

SP81449

**WORK LIGHT - COB LED - COMPACT**

- High power 6W COB LED
- 2 work light brightness settings
- Strong magnetic pivoting base - 180°
- 360° full swivel ball joint head
- Fold out 360° Swivel hook
- Battery: 3.7V 2600mAh
- Battery type: Lithium-ion
- Charging time: 4 hours
- USB charging: 5V-1A

- SPECIFICATIONS: Setting 1**
- 300 Lumens
  - 3 hours run time

- SPECIFICATIONS: Setting 2**
- 600 Lumens
  - 1.5 hours run time



**360° SWIVEL HEAD**

**LUMENS**  
**600** | **300**  
WORK LIGHT | WORK LIGHT




## UNDER BONNET WORK LIGHT

SP81466

### WORK LIGHT - UNDER BONNET PREMIUM SMD LED - CORDLESS

- High power SMD LED work light
- Low power consumption with low heat emission
- Extendible for applications between 1150 and 1800mm
- Brightness control - 2 settings
- 360° Swivel light for flexible light positioning
- Wide 120° light spread
- Diffused lens for softer lighting and reduced shadow
- Constructed from high grade aluminium
- Soft padded bonnet hooks
- Battery level and charge indicator
- Dust and water resistant - IP65
- Impact resistant - IK08
- Rechargeable
- Battery level and charge indicator
- Micro USB charging system
- Battery: 3.7v 4400MAH
- Battery type: Lithium-ion
- Charging time: 5 hours



#### EXTENDIBLE

Easily adjusts to suit bonnet sizes up to 1800mm

360° SWIVEL

#### SPECIFICATIONS: Setting 1

- Lumen: 1000 Lumens
- Run time: 3 Hours

#### SPECIFICATIONS: Setting 2

- Lumen: 500 Lumens
- Run time: 6 Hours

LUMENS

**1000**

WORK LIGHT

**500**

WORK LIGHT



## INSPECTION LIGHTS

SP81492

### HEADLAMP - COB LED MOTION SENSE ON/OFF

- Ultra bright 3w COB LED headlamp
- Brightness control - 2 settings
- Smart on/off motion sensor
- 45° tilt light for flexible light positioning
- Ultra lightweight design
- Adjustable headband with non-slip grip
- Dust & water resistant - IP65
- Impact resistant
- Rechargeable
- Battery level and charge indicator

- Micro USB charging system
- Battery: 3.7v 1500MAH
- Battery type: Lithium-ion
- Charging time: 3 Hours

#### SPECIFICATIONS: Setting 1

- 300 Lumens
- 3 hours run time

#### SPECIFICATIONS: Setting 2

- 600 Lumens
- 1.5 hours run time



#### MOTION SENSE ON/OFF

Easily turn the headlamp on and off by simply swiping your hand in a downward motion in front of the motion sensor. This allows you to quickly turn on the light when you need it and off when you don't.

45° TILT



LUMENS

**300**

WORK LIGHT

**150**

WORK LIGHT



SP81443

### TORCH/WORK LIGHT LED PEN - MAGBASE

- High power COB LED
- Pivoting mag-base - 180°
- Swivelling magnetic pocket clip
- Rechargeable
- Micro USB charging system
- Battery: 3.7v 300MAH
- Charging time: 1 Hour

#### SPECIFICATIONS:

- Work Light: 200 Lumens
- Top Light: 90 Lumens

LUMENS

**200**

WORK LIGHT

**90**

TORCH

Size: 37 x 25 x 175mm



SP81490

### FLASHLIGHT - LED ADJUSTABLE BEAM RECHARGEABLE

- Heavy duty compact design
- Ideal for camping and outdoor activities
- Essential in emergency situations
- Tactical head for breaking glass
- Adjustable focal length
- Recharges using a vehicles on board 12v outlet
- Twist on/off
- 1 hour run time
- Built-in Lithium-ion Battery
- 130 Lumens

LUMENS

**130**

TORCH



**FLOOD LIGHTING**



SP cordless flood lighting is an essential part of the mobile mechanics tool box. Extremely powerful illumination of up to 1000lm per flood light, these versatile rechargeable mini COB LED optical lensed flood lights will turn night into day and are ideal for applications where power is limited.

The multifunction switch allows you to adjust the light to suit your needs to either half (500lm) or full power output (1000lm) and boasts and impressive 3 to 6 hour run time. The light includes a built-in 180° rotatable powerful magnetic bracket for fast mounting to any steel surface as well as a removable universal clamp which securely grips to a variety of objects such as doors, benches, ladders etc.

These lights are available separately or in a kit which includes a lightweight, portable tripod, that will easily hold up to 4 lights and adjust from 950mm to 2000mm in height. Car charger (12v) adaptor included.

SP81482

**FLOOD LIGHT - OPTICAL LENS  
MINI COB LED - ADJUSTABLE  
PLUS UNIVERSAL CLAMP**

- High power 10w COB LED light
- Multifunctional work lamp ideal for applications where power is limited
- 2 brightness settings: 1000 Lumens & 500 Lumens
- 3 to 6 hour run time
- Compact "pocket" size
- Includes 180° rotatable magnetic bracket
- Rechargeable micro USB system
- IP65 – Resistant to water and dust infiltration
- Universal clip secured by M8 connector
- Battery charge indicator
- Multifunction on/off switch
- Includes 12v car charger adaptor
- Charger: 240v charger
- Battery: 3.7v 4400mAH
- Battery type: Lithium-ion
- Charging time: 5.5 hours



**180° MAGNETIC SWIVEL ARM**  
Easily adjusts light to shine in any direction



LUMENS  
**1000** | **500**  
FLOOD LIGHT | FLOOD LIGHT

SPECIFICATIONS: Setting 1  
• 1000 Lumens  
• 3 hours run time

SPECIFICATIONS: Setting 2  
• 500 Lumens  
• 6 hours run time

**INCLUDES UNIVERSAL CLAMP**

SP81483

**UNIVERSAL CLAMP  
BEST SUITS FLOOD LIGHTS**

- Securely clips onto a variety of objects such as doors, door frames, benches, ladders etc.
- Non-slip Swivel pads for versatile grip
- Serrated inside grip, ideal for gripping to rounded surfaces
- Strong spring loaded grip for reliable use
- Made from highly durable plastic
- Easily & quickly screws on to light
- Suits Mini COB LED Optical Lens adjustable Flood light (SP81482)



**SERRATED GRIP**  
Grips on to rounded surfaces

**NON-SLIP SWIVEL PADS**





**CONTINUED FLOOD LIGHTING**

**ALSO AVAILABLE**

**SP81484**

**UNIVERSAL ADJUSTABLE TRIPOD  
BEST SUITS FLOOD LIGHTS**

- Heavy-duty adjustable tripod, perfect for use with SP's flood lights to quickly and easily illuminate dark work spaces
- The tripod is fully height adjustable from 900mm to 2000mm, so it can be tailored to suit multiple applications.
- Sturdy and expandable long tripod legs keep stability
- Can be erected in seconds and secured with the tough integrated plastic fittings.
- Steel safety lock-in pin included for added safety
- Rubber capped tripod feet prevent damage, ensure stability and secure placement.
- Lightweight and portable
- Holds up to 4 Mini COB LED Optical Lens adjustable Flood lights (SP81482) which can be positions in multiple directions for even lighting
- Tripod includes 4x M8 bolts for securing lights firmly in place

**ADJUSTABLE**  
900m to 2000m



**VERSATILE & CUSTOMISABLE**  
Attachable universal clamp, ideal for holding tarps, power cords etc. Perfect for builders & painters trades.



**SP81485**

**FLOOD LIGHT KIT - OPTICAL LENS  
MINI COB LED - ADJUSTABLE  
PLUS TRIPOD & UNIVERSAL CLAMP**

**HOLDS UP TO  
4 LIGHTS**

**ADJUSTABLE**  
900m to 2000m

**SET INCLUDES**

- 1x Mini COB LED Optical Lens Rechargeable Flood Light
- 1x Universal Adjustable Height Tripod
- 1x Universal Clamp

**EXPANDABLE  
STURDY LEGS**

