



Torque Accessories

Torque Wrench End Fittings

Captive Pin Type

Metric & Imperial Accessories compatible with TBN Preset Breaking Torque Wrenches, Models TBN 2 & 10 (see page 38)



Metric		Metric		Metric		Metric	
Order code	Order code	Order code	Order code	Order code	Order code	Order code	Order code
A/F	Open End	A/F	Ring End*	A/F	Flared End	A/F	Setting Adaptor
3.2	012000	3.2	012250	3.2	-	3.2	012700
4	012005	4	012255	4	-	4	012700
5	012010	5	012260	5	-	5	012700
5.5	012015	5.5	012265	5.5	-	5.5	012700
6	012020	6	012270	6	-	6	012705
7	012025	7	012275	7	-	7	012705
8	012030	8	012280	8	012505	8	012705
9	012035	9	012285	9	012510	9	012705
10	012040	10	012290	10	012515	10	012710
11	012045	11	012295	11	012520	11	012710
12	012050	12	012300	12	012525	12	012710
13	012055	13	012305	13	012530	13	012710
14	012060	14	012310	14	012535	14	012715
15	012065	15	012315	15	012540	15	012715
16	012070	16	012320	16	012545	16	012715
17	012075	17	012325	17	012550	17	012715
18	012080	18	012330	18	-	18	012720
19	012085	19	012335	19	012555	19	012720
20	012090	20	012340	20	-	20	012720
21	012095	21	012345	21	-	21	012720
22	012100	22	012350	22	012560	22	012722
23	012105	23	012355	23	-	23	012722
24	012110	24	012360	24	012565	24	012722
25	012115	25	012365	25	-	25	012722

Imperial		Imperial		Imperial		Imperial	
Order code	Order code	Order code	Order code	Order code	Order code	Order code	Order code
A/F	Open End	A/F	Ring End*	A/F	Flared End	A/F	Setting Adaptor
5/32	012150	5/32	012400	5/32	-	5/32	012725
3/16	012155	3/16	012405	3/16	-	3/16	012725
7/32	012160	7/32	012410	7/32	-	7/32	012725
1/4	012165	1/4	012415	1/4	012600	1/4	012725
5/16	012175	5/16	012420	5/16	012605	5/16	012730
3/8	012185	3/8	012425	3/8	012610	3/8	012730
7/16	012195	7/16	012430	7/16	012615	7/16	012730
1/2	012200	1/2	012435	1/2	012620	1/2	012730
9/16	012205	9/16	012440	9/16	012625	9/16	012735
5/8	012210	5/8	012445	5/8	012630	5/8	012735
11/16	012215	11/16	012450	11/16	-	11/16	012735
3/4	012220	3/4	012455	3/4	012635	3/4	012735
13/16	012225	13/16	012460	13/16	-	13/16	012740
7/8	012230	7/8	012465	7/8	012640	7/8	012740
15/16	012235	15/16	012470	15/16	-	15/16	012740
1	012240	1	012475	1	012645	1	012740

To convert TBN 2 & 10 to 1/4" Square Drive

Type	Order Code	Centre mm
1/4 Fixed	A36340	27
1/4 Ratchet	A73640	27



Hex Key Setting Adaptors

Order Code	Hex Key Sizes A/F
A45271	1.0 - 2.5 mm
A45272	3.0 - 5.0 mm
A45273	6.0 - 8.0 mm



Hex Key Adaptors

Order Code	Hex Key Sizes mm
A37610	1.0 - 2.5 mm
A37620	3.0 - 5.0 mm
A38350	6.0 - 8.0 mm



Blank End
For making up Specials
Material 070M20 (EN3B)

Order Code	Centre mm
A64440	12
A64450	34



Torque Wrench End Fittings

8 mm Spigot Type

Metric & Imperial Accessories compatible with ATB Adjustable Breaking Torque Wrenches, Models ATB 2.5, 5 & 10 (see page 47)



Open End



Ring End

* Ring End supplied as bi-hex or 6pt hex



Flared End

←		Metric		→	
A/F	Order code Open End	A/F	Order code Ring End*	A/F	Order code Flared End
3.2	049000	3.2	049250	3.2	-
4	049005	4	049255	4	-
5	049010	5	049260	5	-
5.5	049015	5.5	049265	5.5	-
6	049020	6	049270	6	-
7	049025	7	049275	7	-
8	049030	8	049280	8	049505
9	049035	9	049285	9	049510
10	049040	10	049290	10	049515
11	049045	11	049295	11	049520
12	049050	12	049300	12	049525
13	049055	13	049305	13	049530
14	049060	14	049310	14	049535
15	049065	15	049315	15	049540
16	049070	16	049320	16	049545
17	049075	17	049325	17	049550
18	049080	18	049330	18	-
19	049085	19	049335	19	049555
20	049090	20	049340	20	-
21	049095	21	049345	21	-
22	049100	22	049350	22	049560
23	049105	23	049355	23	-
24	049110	24	049360	24	049565
25	049115	25	049365	25	-

←		Imperial		→	
A/F	Order code Open End	A/F	Order code Ring End*	A/F	Order code Flared End
5/32	049150	5/32	049400	5/32	-
3/16	049155	3/16	049405	3/16	-
7/32	049160	7/32	049410	7/32	-
1/4	049165	1/4	049415	1/4	049600
5/16	049175	5/16	049420	5/16	049605
3/8	049185	3/8	049425	3/8	049610
7/16	049195	7/16	049430	7/16	049615
1/2	049200	1/2	049435	1/2	049620
9/16	049205	9/16	049440	9/16	049625
5/8	049210	5/8	049445	5/8	049630
11/16	049215	11/16	049450	11/16	-
3/4	049220	3/4	049455	3/4	049635
13/16	049225	13/16	049460	13/16	-
7/8	049230	7/8	049465	7/8	049640
15/16	049235	15/16	049470	15/16	-
1	049240	1	049475	1	049645

To convert 8mm Spigot to 1/4" Square Drive

Type	Order Code	Centre mm
1/4 Fixed	A29071	25

Type	Order Code	Centre mm
1/4 Ratchet	A28990	25





Torque Wrench End Fittings

16 mm Spigot Type

Metric & Imperial Accessories compatible with the following Torque Wrenches:

ATB Adjustable Breaking Torque Wrenches, models ATB 25, 50 & 100.
See page 49

TBN Preset Breaking Torque Wrenches, models 25, 65, 135 & 200.
See page 38-39

Torcofix Production Clicker Torque Wrenches. **See page 50-51**

TSC Adjustable Slipping Torque Wrenches. **See page 45**



Open End



Ring End



Flared End



Blank End Fitting
16 mm Spigot Type
Order Code: A55230

Available to customers wishing to make special spanner end attachments



Square Drive
16 mm Spigot Type
Order Code:
3/8" - 029040
1/2" - 029060



Ratchet Head
Square Drive
16 mm Spigot Type
Order Code:
3/8" - 029010
1/2" - 029030

←		Metric		→	
A/F	Order code Open End	A/F	Order code Ring End	A/F	Order code Flared End
7	026020	7	027220	7	028190
8	026040	8	027240	8	028200
9	026060	9	027260	9	028210
10	026080	10	027280	10	028220
11	026100	11	027300	11	028240
12	026120	12	027320	12	028260
13	026140	13	027340	13	028280
14	026160	14	027360	14	028300
15	026180	15	027380	15	028320
16	026200	16	027400	16	028340
17	026220	17	027420	17	028360
18	026240	18	027440	18	028380
19	026260	19	027460	19	028400
20	026280	20	027480	20	028420
21	026300	21	027500	21	028440
22	026320	22	027520	22	028460
23	026340	23	027540	23	028480
24	026360	24	027560	24	028500
25	026380	25	-	25	-
26	026400	26	027600	26	-
27	026420	27	027620	27	028520
30	026440	30	-	30	-
32	026460	32	-	32	-

←		Metric		→	
A/F	Order code Open End	A/F	Order code Ring End	A/F	Order code Flared End
5/16	026620	5/16	027720	5/16	-
3/8	026640	3/8	027740	3/8	028600
7/16	026650	7/16	027750	7/16	028620
1/2	026660	1/2	027760	1/2	028640
9/16	026680	9/16	027780	9/16	028660
5/8	026690	5/8	027790	5/8	028680
11/16	026700	11/16	027800	11/16	028700
3/4	026710	3/4	027810	3/4	028710
13/16	026720	13/16	027820	13/16	028720
7/8	026740	7/8	027840	7/8	028740
15/16	026750	15/16	027850	15/16	028750
1	026760	-	027860	-	028760
1 1/16	026770	1 1/16	027880	1 1/16	028770
1 1/8	026780	1 1/8	-	1 1/8	028780
1 3/16	026800	1 3/16	027920	1 3/16	028800
1 1/4	026820	1 1/4	-	1 1/4	-



Hex Key Adaptors

Order Code	Hex Key Sizes k mm
A38940	2.5 - 5.0
A38950	6.0 - 8.0



Rectangular End Fittings

9x12mm Type



Metric			Metric		
A/F	Order code	A/F	Order code	A/F	Order code
	Open End		Ring End		Flared End
7	7688390	7	7691340	7	-
8	7688550	8	7691420	8	-
9	7679250	9	-	9	-
10	7688630	10	7691690	10	7685290
11	7688980	11	7691770	11	7685370
12	7679260	12	7677340	12	7692290
13	7689010	13	7691930	13	7679210
14	7689260	14	7692230	14	7679480
15	7689440	15	7692580	15	-
16	7679390	16	7678280	16	-
17	7689500	17	7692740	17	7685580
18	7684560	18	7678160	18	7679540
19	7689790	19	7692920	19	7686260
20	-	20	-	20	-
21	-	21	7678240	21	-
22	-	22	7693040	22	7679720

Accessories compatible with the following Torque Wrenches:

Torcofix Adjustable Clicker Torque Wrenches, models 25SE, 50SE & 100SE. **See page 51**

TBN Preset Breaking Torque Wrenches, models 2G, 10G, 25G, 65G & 135G. **See page 39**



Reversible Ratchet Head

Fixed square Head

Type	Order Code
1/4	7672710
3/8	7686500
1/2	7687230

Type	Order Code
1/4	7672630
3/8	7679800
1/2	7687900

Hexagon Nut Sockets

Metric & Imperial Accessories to complement our range of Standard and Insulated Torque Wrenches (pages 40-41)



1/4" Square Drive Hexagon Nut Sockets

Metric			Imperial			Imperial		
Type	Order code	A/F	Type	Order code	A/F	Type	Order code	A/F
NS 4	030520	4	NS 8BA	031100	152	NS 187	030800	3/16
NS 4.5	030520	4.5	NS 7BA	031120	172	NS 219	030820	7/32
NS 5	030540	5	NS 6BA	031140	193	NS 234	030840	15/64
NS 5.5	030560	5.5	NS 5BA	031160	220	NS 250	030860	1/4
NS 6	030580	6	NS 4BA	031180	248	NS 266	030880	7/64
NS 7	030600	7	NS 3BA	031200	282	NS 281	030900	9/32
NS 8	030620	8	NS 2BA	031220	324	NS 312	030920	5/16
NS 9	030640	9	NS 1BA	031240	365	NS 344	030940	11/32
NS 10	030660	10	NS 0BA	031260	413	NS 375	030960	3/8
NS 11	030680	11	-	-	-	NS 437	030980	7/16
NS 12	030700	12	-	-	-	NS 500	031000	1/2
NS 13	030720	13	-	-	-	-	-	-
NS 14	030740	14	-	-	-	-	-	-

Other sizes available on request

Metric Insulated Nut Sockets

50V for Low Voltage Applications	
A/F	Order Code
	1/4" In Drive
8	030620A1-030
10	030660A1-030
11	-
12	030700A1-030
13	030720A1-030
14	030740A1-030
16	-
17	-
18	-

For more information: Tool Selector; gedore-torque.com/tool-selector Telephone; +44 (0) 1483 894 476 Videos; www.youtube.com/gedore-torque Email; salesandrepairs@gedore-torque.com






Torque Screwdriver Accessories

Accessories to complement our range of Torque Screwdrivers (see page 18)
Please note Screwdriver dimensions may change subject to availability



1/4" A/F Hexagon Shank Bits & Blades for use with all 1/4" FH Screwdrivers

Blade				Pozidriv				Phillips				Torx			
Type	Order code	Size	k mm	Type	Order code	Size	k mm	Type	Order code	Size	k mm	Type	Order code	Size	k mm
3	029300	3 mm x 0.5	39	No. 0	029500	No. 0	25	No. 0	029600	No. 0	25	TX6	029740	1.65	25
4.5	029320	4.5 mm x 0.6	39	No. 1	029520	No. 1	50	No. 1	029610	No. 1	50	TX8	029760	2.28	25
5.5	029340	5.5 mm x 0.8	39	No. 2	029540	No. 2	50	No. 2	029620	No. 2	50	TX10	029770	2.72	25
6.5	029360	6.5 mm x 1.2	39	No. 3	029560	No. 3	50	No. 3	029640	No. 3	50	TX20	029780	3.84	25
8	029380	8 mm x 1.6	39	-	-	-	-	-	-	-	-	TX25	029790	4.39	25



Blade			Pozidriv			Phillips			Torx		
Type	Order code	k mm	Type	Order code	k mm	Type	Order code	k mm	Type	Order code	k mm
3 x 0.5	029305	50	No. 0	029505	50	No. 0	029605	50	TX06	029745	50
4 x 0.5	029325	50	No. 1	029525	50	No. 1	029615	50	TX08	029765	50
5.5 x 0.8	029345	50	No. 2	029545	50	No. 2	029625	50	TX10	029775	50
6.5 x 1.2	029361	50	No. 3	029565	50	No. 3	029645	50	TX20	029785	50

Lock on T-Bar

Extra leverage provided with removable T-Bar for larger screwdriver models

Accidental tool disengagement is prevented through the Lock On feature



Order Code:
P29530



Torque Screwdriver Accessories

Accessories to complement our range of Torque Screwdrivers (see page 18)

Converters & Adaptors

Type	Order code	To Convert Tool Drive		k mm
		From	To	
FSHA	A35640			30 (1 1/8")
Converter	029200			50 (2")
MSHA	A25420			25



FSHA



Converter



MSHA

Inline Freewheel Adaptor

Type	Order code	To Convert Tool Drive	
		Torque	Freewheel
FWA-R	A8842R	Clockwise	Anticlockwise
FWA-L	A8842L	Anticlockwise	Clockwise



Absorbs unwanted shock loads by transmitting torque in one direction and freewheeling in the opposite direction

Roller clutch for minimal backlash and drag

Special Crowsfoot Spanner Ends

Order Code	A/F Size
C52890	3/8 in
C52891	1/2 in
C52898	6 mm
C52892	8 mm





The Torque Multiplier Accessories

Accessories to complement our range of torque multipliers (see pages 60-65)

For more information on sizing & compatibility, please contact us on +44 (0) 1483 894 476

Accessories for the LKV-40 To LKV-120RS



Reaction arm cranked with lock on function, made of drop-forged chrome-vanadium steel (up to LKV-80)



Reaction arm cranked with lock on function, made of light alloy with protective cap made of steel (from LKV-100)



Reaction arm made of light alloy, straight with adjustable locking knob with moveable square-end and retaining ring (up to LKV-100)

Accessories for the LKV-12



Reaction arm cranked with lock on function, made of drop-forged chrome-vanadium steel



Reaction arm made of light alloy, straight with adjustable locking knob with slave square and retaining ring



Sun gear

Accessories for the LKV-20 and LKV-28



Reaction arm cranked (bolted to the tool)



Reaction arm made of light alloy, straight with adjustable locking knob with reaction slave square (bolted to the tool)



Spare square for LKV-20



Spare square for LKV-28

The Torque Multiplier – The Function principle

The principle of torque multiplication



The diagram representation demonstrates the principle of torque multiplication. Let us assume a 60 N.m input torque and a 240 N.m output torque. At a 1:4 ratio, 4 revolutions are needed at the 60 N.m input for 1 revolution with a 240 N.m torque to be obtained at the output.


This is based on the physical formula:

$$\text{Power} = \text{torque} \times \text{revolution}$$

With gear efficiency deducted, the output power can be considered as a constant equal to the input power. Thus multiplication of the torque can only be obtained from an increased number of revolutions at the input.

Force and reaction

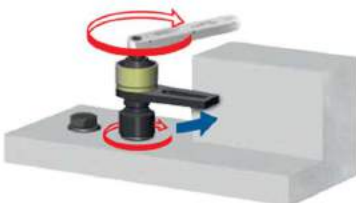
When working with a torque multiplier, torsion wind-up is built up in the gear while the bolt is tightened. This stress must be reduced. A reaction absorbed by reaction arm and thrust bearing is produced.



Reaction arm made of light alloy, straight with adjustable locking knob with slave square: The reaction acts on the adjacent impact socket



Reaction arm cranked: The reaction acts on the adjacent bolt connection



Reaction arm straight without adjustable reaction square drive: The reaction acts on the wall. However, the resulting tilting moment means that the maximum permitted torque is reduced by 20%.





The Cordless Torque Wrench Accessories

Accessories to complement our range of Cordless Torque Wrench (see pages 65-65)

For more information on sizing & compatibility, please contact us on +44 (0) 1483 894 476

Accessories for the LDA/LAW SERIES, 90 - 6.000 N.m



Charger 110V/60Hz; 220V/50Hz



140 Wh Battery (28 V / 5 Ah)



Charger with 12/24V connector



Hybrid cube mains battery pack



Reaction ring for bespoke reaction arm design

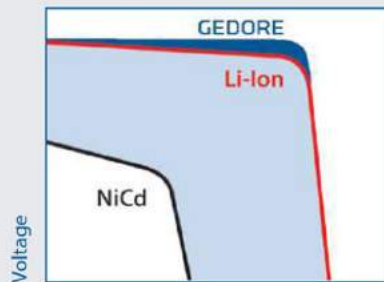
Reserve capacity of battery and charger



The charging time on the charger is approx. 30-50 min when the battery is empty. Once the battery is fully charged, the charger LED changes from red to green



Lithium ion technology



Discharging during work



The flashing LED signals that the battery has a reserve capacity of 10%

Pressure switch for displaying the charge status



Four lit up LEDs signal that the battery is fully charged



Bar Code Scanners

WCS3900 CCD Scanner

This barcode scanner enables linear (1D) barcodes to be captured quickly and easily. A connection to a PC is all that is required to add barcode data to an active application.



Accuracy and efficiency. Barcode data can be instantly added to your active application, without time-consuming manual data entry or errors

Ease of installation and use. Once the scanner is connected to a PC by USB or PS2, it is ready for use, without additional software or drivers. Data is entered automatically

Long tool life. Robust, high quality construction ensures reliability and many years of dependable service. CCD scan engine and high-quality construction prevent breakage

Operational versatility. Decodes commonly used linear (1D) barcodes, including Code 39, Code 129 and UPC

Production efficiency. Ergonomic design provides comfortable use, hence reducing operator fatigue

Additional features

Pair the WCS3900 with the optional stand for convenient desktop storage

Scans barcodes up to 3.25 inches wide from 1 inch away

CCD scan engine and high-quality construction prevent breakage

Includes 6-foot USB or PS/2 cable

Conforms to FCC Class A and CE requirements

WWR2900 Pen Scanner

This pen-style barcode scanner enables scanned data to be captured quickly and easily, particularly for repetitive jobs. A connection to a PC is all that is required to add barcode data to any DOS or Windows application and view it on screen as it is scanned.

Accuracy and efficiency. Barcode data can be instantly added to your active application, without time-consuming manual data entry or errors

Ease of installation and use. Once the scanner is connected to a PC by USB or PS2, it is ready for use, without additional software or drivers. Data is entered automatically

Long tool life. Robust construction ensures reliability and many years of dependable service. Manufactured from high quality ABS plastic

Operational versatility. Decodes commonly used linear (1D) barcodes, including Code 39, Code 129 and UPC

Production efficiency. Ergonomic, lightweight, desktop design requires minimal space. Soft grip for comfortable use, hence reducing operator fatigue and making the scanner suitable for repetitive jobs

Additional features

Conforms to FCC Class A and CE requirements



For more information contact us on +44 (0) 1483 894 476

Model	Dimensions	Weight
Pen Barcode Scanner WWR2900 (With USB cable)	11 29.6 x W 150 x D 22 mm	76 g
Pen Barcode Scanner Stand	-	-
CCD Barcode Scanner WCS3900 (With USB cable)	L 18.8 x H 2.7 x W 9.2 cm	125 g (without cable)
CCD Barcode Scanner WCS3900 (With PS2 cable)	L 18.8 x H 2.7 x W 9.2 cm	125 g (without cable)
CCD Barcode Scanner Stand	-	-



Convertors and Adaptors

Accessories to complement our range of Torque Screwdrivers and Wrenches

Socket Blanks

Type	Order code	Metric Dimensions		
		A	B	C
S32	A 5720	1/4	5/8	7/8
S33	A 6200	3/8	13/16	1 1/8
S34	A 6210	7/2	1	1 1/4
S35	A 4790	3/4	1 1/2	2 5/16
S36	A 4800	1	2	2 9/16



Converters

Type	Order code	To Convert Tool Drive	
		From	To
DSAP	03 320	1/8	3/16
DPAS	03 300	3/8	1/4
ASFP	03 340	1/8	1/2
APES	03 360	1/2	3/8
ESHP	03 380	1/2	3/4
EPHS	03 400	1/2	1/2
HSGP	03 420	3/8	1
HPGS	03 440	1	3/4

From



To

Hexagon Key Bits

Metric				Imperial				Imperial			
Type	Order Code	A/F	Length mm	Type	Order Code	A/F	Length mm	Type	Order Code	A/F	Length mm
IB 1.5	030100	1.5	25	IB 093	030300	3/32	25	G2	B1607A	.025	25
IB 2	030120	2	25	IB 109	030310	7/64	25	G3	B1607B	.050	25
IB 2.5	030140	2.5	25	IB 125	030320	1/8	25	G4	B1607C	.072	25
IB 3	030160	3	25	IB 141	030330	9/64	25	G5	B1607D	5/64	25
IB 4	030180	4	25	IB 156	030340	5/32	25	-	-	-	-
IB 5	030200	5	25	IB 187	030360	3/16	25	-	-	-	-
IB 6	030220	6	25	IB 281	030380	7/32	25	-	-	-	-
IB 7	030240	7	25	IB 250	030400	1/4	25	-	-	-	-
IB 8	030260	8	25	IB 312	030410	5/16	25	-	-	-	-

Note: IB Bits will require 1/4" FSHA Adaptor unless your tool is already a 1/4" T11 Drive

Integral 1/4" Square Drive



Special Extension Spanners & Adaptors

Accessories to complement the Dial Measuring Wrench Range (page 12)

When design or space limitations preclude the use of a Dial Measuring Wrench and a standard Nut Socket, special Extension Spanners can be manufactured.

These allow access and enable you to apply Torque in awkward spaces. See illustrations for typical examples.



Example of a Ring End type Extension Spanner

To order a Special Extension Spanner

To order please supply the following information:

- Square drive size
- Centred distance between the square drive and the spanner end fitting
- A/F size of spanner end
- End type - Ring, Open or Flared
- Maximum Torque to be applied
- A fully dimensioned drawing

Table of Effective Wrench Lengths across our Range

Model Ranges	Effective length (mm)
ADS 12/25/40	190
BDS 80	368
BDS 150/200	445
CDS	635
DDS	850
EDS	1727

Special Extension Spanners are not recommended for ADS 4 & 8

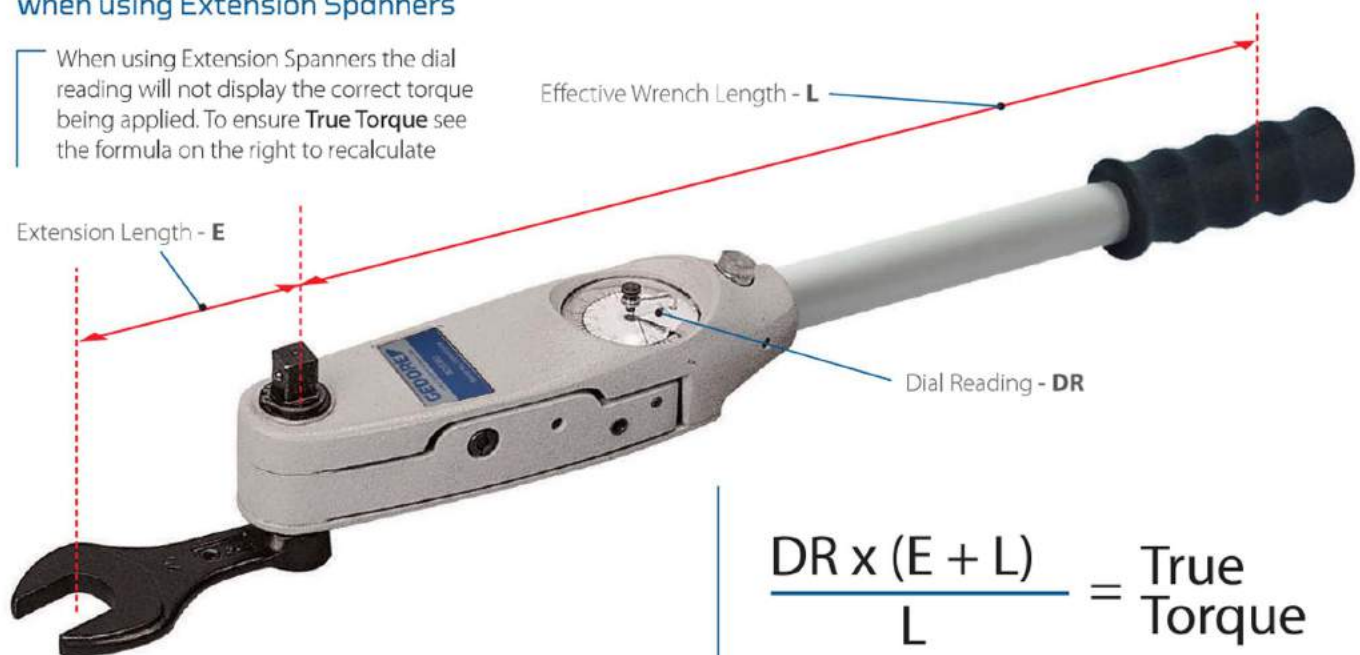
Extension Adaptors for ADS & BDS Wrenches where space is restricted

Adaptor Model	Order code	Drive	
16mm Splgot	A96122	1/2"	
	A96123	3/8"	
German 9x12	A96112	1/2"	
Cavity Fitting	A96113	1/2"	
Wedge Fitting	A96122	1/2"	
	A96123	3/8"	

Measure dimension of Adaptor & End Fitting for E (see diagram above)

How to Calculate the True Torque when using Extension Spanners

When using Extension Spanners the dial reading will not display the correct torque being applied. To ensure **True Torque** see the formula on the right to recalculate



$$\frac{DR \times (E + L)}{L} = \text{True Torque}$$