

# CLASSIC TOOLS



*Impact Wrenches 1/2", 3/4" & 1"*

There comes a time when the best-known products go beyond the standard they set to become must-have Classics.

Chicago Pneumatic is proud to bring together the tools you already know:

## The Classic Range

For decades, these Classic Chicago Pneumatic products have been getting the job done and feature the authentic styling you have come to love.

### Limited (2-Year) Warranty for CP Classic range

With the Classic range of products, CP warrants its material and workmanship, because these products have been selected, tested, and proven by thousands and thousands of tool users, year after year.



Limited 2-year warranty extension **REQUIRES** registration of each tool on the CP website within 4 weeks of the original purchase date.

Visit [www.cp.com/classic](http://www.cp.com/classic) for more info.

*Ratchets  
3/8" & 1/2"*

*Die Grinders  
1/4"*

*Angle Grinders  
4", 5" & 7"*



*Drills  
3/8" & 1/2"*

*Hammers  
0.401" & 0.498"*



# CLASSIC

## Impact Wrenches



1/2"



### CP734H

**THE "CLASSIC" REFERENCE FOR 1/2" IMPACT TOOLS**

#### FEATURES

- DYNA-PACT (Pin clutch) with oil bath
- Single handed reverse button with 4 positive power settings
- Compact and ergonomic with rubber grip

#### BENEFITS

- Versatile tool ideal for all general repair and maintenance applications



1/2"



### CP749

**POWERFUL & ROBUST, BETTER ERGONOMICS**

#### FEATURES

- CP's patented SprinHammer oil bath clutch
- One-handed reverse button with 4-power settings
- Perfect for general maintenance

#### BENEFITS

- Powerful & durable motor delivering high torque
- Withstands rough use with operator comfort
- Ideal for general maintenance & repairs



3/4"



### CP772H

**THE UNMATCHED "REFERENCE" IN 3/4" IMPACT**

#### FEATURES

- DYNA-PACT oil bath clutch
- Single handed reverse button with 4 settings of power
- 360° air inlet swivel

#### BENEFITS

- Smooth operation thanks to the DYNA-PACT clutch
- Low noise and vibration levels
- Good durability

### CP734H Kit



See details on page 102

### CP749-2

Same features as CP749 with 2" (51 mm) extended anvil

### CP749-2 Kit

See details on page 102



### CP772H-6

Same features as CP772H with 6" (152 mm) extended anvil



### CP772H kit

See details on page 102



See accessories on pages 102

MODEL	PART NUMBER	OUTPUT DRIVE		FREE SPEED	WORKING TORQUE (FW)		MAX TORQUE (REV)		AVERAGE AIR CONS.		AIR CONS. @ LOAD		OVERALL LENGTH		NET WEIGHT		AIR INLET
		in.	rpm		ft.lb	Nm	ft.lb	Nm	cfm	l/s	cfm	l/s	in.	mm	lb	kg	NPTF
CP734H	T024351	1/2	9,500	25-310	34-420	445	576	3.8	1.8	15	7.1	7.5	191	5.1	2.3	1/4"	
CP749	T024587	1/2	6,400	50-450	68-610	610	827	5.5	2.6	22	10.4	7	178	5.5	2.5	1/4"	
CP749-2	T024673	1/2	6,400	50-450	68-610	625	827	5.5	2.6	22	10.4	9	229	5.7	2.6	1/4"	
CP772H	T024598	3/4	4,200	150-700	203-949	1,000	1,356	6.0	2.8	24	11.3	9.63	245	10.5	4.8	3/8"	
CP772H-6	T024757	3/4	4,200	150-700	203-949	1,000	1,356	6.0	2.8	24	11.3	15.5	394	11.6	5.3	3/8"	

All models: Hose int. 3/8" (10 mm) - @90 PSI (@6.3 Bar)

Listed specifications are for reference only. Please check documents in each tool.



# Impact & Ratchet Wrenches



1"



## CP797-6 THE TRUCK TIRE REFERENCE

### FEATURES

- 1" straight impact wrench
- Rocking dog clutch
- High performance and durability
- Teasing throttle
- Convenient reverse valve
- 6" extended anvil

### BENEFITS

- Clutch delivers smooth operation and extreme durability
- Ideal for high volume work on trucks, buses, and heavy equipment

## CP797

Same features as CP797-6



## CP797SP6

Same features as CP797-6 with #5 Spline socket retainer



1"



## CP7778-6 EFFICIENCY & POWER

### FEATURES

- 1" heavy-duty impact wrench
- Rocking dog clutch
- High efficiency 6-vane motor
- 3 power settings with directional control
- Angled down exhaust
- 6" extended anvil

### BENEFITS

- High efficiency motor, yet economical
- Ideal tool for tire work, general repair and maintenance

## CP7778

Same features as CP7778-6 with 1" short anvil



See accessories on pages 102



3/8"



## CP828 DURABLE

### FEATURES

- 3/8" standard ratchet
- Features CP's patented TriSpring anti-slip head design
- Grease fitting on the reverse lever

### BENEFITS

- General maintenance and excellent durability
- Great power

## CP828H

Same features as CP828 with 1/2"

## CP828HM Kit



See details on page 102

MODEL	PART NUMBER	OUTPUT DRIVE	FREE SPEED	WORKING TORQUE (FW)		MAX TORQUE (REV)		AVERAGE AIR CONS.		AIR CONS. @ LOAD		OVERALL LENGTH		NET WEIGHT		AIR INLET
				in.	rpm	ft.lb	Nm	ft.lb	Nm	cfm	l/s	cfm	l/s	in.	mm	lb
CP797-6	T013901	1	4,200	150-900	200-1,225	1,400	1,898	10.0	4.7	40	18.9	22.25	565	29.8	13.5	1/2"
CP797	T019139	1	4,200	150-900	203-1,220	1,400	1,898	10.0	4.7	60	28.2	15.5	394	27.0	12.3	1/2"
CP797SP6	T018653	#5	4,200	150-900	200-1,225	1,400	1,898	10.0	4.7	40	18.9	22.25	565	29.8	13.5	1/2"
CP7778-6	894 107 7786	1	5,000	300-1,330	400-1,800	1,620	2,200	8.7	4.1	35	16.5	20.2	513	25.4	11.5	1/2"
CP7778	894 107 7780	1	5,000	300-1,330	400-1,800	1,620	2,200	8.7	4.1	35	16.5	13.4	355	22.2	10.1	1/2"

MODEL	PART NUMBER	OUTPUT DRIVE	FREE SPEED	TORQUE RANGE				AVERAGE AIR CONS.		AIR CONS. @ LOAD		OVERALL LENGTH		NET WEIGHT		AIR INLET
				MIN.		MAX.		cfm	l/s	cfm	l/s	in.	mm	lb	kg	NPTF
				ft.lb	Nm	ft.lb	Nm									
CP828	T022708	3/8	150	10	13	50	70	3.8	1.8	15	7.1	10.0	254	2.4	1.1	1/4"
CP828H	T022970	1/2	150	10	13	50	70	3.8	1.8	15	7.1	10.0	254	2.4	1.1	1/4"

All models: Hose int. 3/8" (10 mm) - @90 PSI (@6.3 Bar)

Listed specifications are for reference only. Please check documents in each tool



# CLASSIC

## Screwdrivers



1/4"



### CP780

#### HIGH SPEED & ROBUST

##### FEATURES

- External clutch adjustment
- Built-in 1/4" Female Hex quick-change
- Convenient single handed forward/reverse

##### BENEFITS

- High speed fastening for greater productivity
- Reliable & easy-to-adjust cushion clutch
- Ideal tool for general repair, wood, PVC & refurbishing applications



1/4"



### CP781

#### HIGH TORQUE & ROBUST

##### FEATURES

- External clutch adjustment
- Built-in 1/4" Female Hex quick-change
- Convenient single handed forward/reverse

##### BENEFITS

- Reliable & easy-to-adjust cushion clutch for powerful fastening
- Robust aluminum body & steel clutch housing
- Ideal tool for general assembly, metal, wood, PVC and refurbishing applications



See accessories on pages 102

MODEL	PART NUMBER	OUTPUT DRIVE	FREE SPEED	TORQUE RANGE				AVERAGE AIR CONS.		AIR CONS. @ LOAD		OVERALL LENGTH		NET WEIGHT		AIR INLET
				MIN.		MAX.		cfm	l/s	cfm	l/s	in.	mm	lb	kg	
				ft.lb	Nm	ft.lb	Nm									
CP780	T025095	1/4	1,800	2.06	2.83	3.7	4.97	4	1.9	16	7.6	8.25	210	2.50	1.13	1/4"
CP781	T025096	1/4	800	4.57	6.2	8.4	11.3	4	1.9	16	7.6	8.88	226	3.00	1.36	1/4"

All models: Hose int. 3/8" (10 mm) - @90 PSI (@6.3 Bar)

Listed specifications are for reference only. Please check documents in each tool.



# Screwdrivers



1/4"



## CP782 HIGH TORQUE & ROBUST

### FEATURES

- External clutch adjustment
- Convenient single handed forward/reverse valve
- Progressive lever start and suspension bail

### BENEFITS

- Reliable cushion clutch
- Comfortable use thanks to low weight
- Ideal tool for general assembly operations on metal, wood, PVC, or any repair applications



1/4"



## CP783 COMPACT & HIGH SPEED

### FEATURES

- External clutch adjustment
- Convenient one-hand forward/reverse valve
- Progressive lever start and suspension bail

### BENEFITS

- Reliable cushion clutch
- Faster cycle times with 2000rpm
- Ideal tool for general assembly operations on metal, wood, PVC, or any repair applications



See accessories on pages 102

MODEL	PART NUMBER	OUTPUT DRIVE	FREE SPEED	TORQUE RANGE				AVERAGE AIR CONS.		AIR CONS. @ LOAD		OVERALL LENGTH		NET WEIGHT		AIR INLET
				MIN.		MAX.		cfm	l/s	cfm	l/s	in.	mm	lb	kg	
		in.	rpm	ft.lb	Nm	ft.lb	Nm	cfm	l/s	cfm	l/s	in.	mm	lb	kg	NPTF
CP782	T025097	1/4	1,800	2.58	3.5	3.7	4.97	4	1.9	16	7.6	9.63	245	2.50	1.13	1/4"
CP783	T025098	1/4	2,000	0.8	1.13	2.06	2.83	4	1.9	16	7.6	8.88	226	1.33	0.6	1/4"

All models: Hose int. 3/8" (10 mm) - @90 PSI (@6.3 Bar)

Listed specifications are for reference only. Please check documents in each job.



# CLASSIC

## Die & Angle Grinders



Ø 6mm (1/4")



### CP860

#### GREAT DURABILITY

##### FEATURES

- 1/4" collet
- Rugged and energy efficient 0.54 hp (400 W) motor
- Adjustable speed regulator
- Lock-off throttle
- Square handle design for greater comfort

##### BENEFITS

- General maintenance applications
- Productivity and control
- Excellent for cleaning tires, moldings, porting, relieving engines, and general high-speed polishing and grinding

### CP860E

Same features as CP860 with 6 mm collet

### CP860ES

Same features as CP860 with 6" (152mm) extended shank



### CP860ESE

Same features as CP860ES with 6 mm collet



Ø 100mm (4")



### CP854

#### EFFICIENT & DURABLE

##### FEATURES

- Aluminum alloy housing
- Helical bevel gear design
- 4" (100 mm) wheel capacity
- 0.6 hp (450 W) high performance motor

##### BENEFITS

- General maintenance applications
- Lightweight rugged housing
- Durability and performance

### CP854E



Same features as CP854 with 5" (125 mm) guard



Ø 180mm (7")



### CP857

#### POWERFUL & DURABLE

##### FEATURES

- Aluminum alloy housing
- Helical bevel gear design
- 1.3 hp (940 W) high performance motor
- 7" (180 mm) wheel capacity

##### BENEFITS

- Ideal for general maintenance applications
- Rugged housing
- Durability



See accessories on pages 102

MODEL	PART NUMBER	FREE SPEED		POWER		CAPACITY WHEEL		SPINDLE THREAD		AVERAGE AIR CONS.		AIR CONS. @ LOAD		OVERALL LENGTH		NET WEIGHT		AIR INLET
		rpm		hp	kW	in.	mm	in.		cfm	l/s	cfm	l/s	in.	mm	lb	kg	NPTF
CP860	T019704	24,000		0.54	0.40	1/4	6	-		10.5	5.0	21	9.9	5.8	146	1.25	0.57	1/4"
CP860E	T021136	24,000		0.54	0.40		6	-		10.5	5.0	21	9.9	5.8	146	1.25	0.57	1/4"
CP860ES	T023193	24,000		0.54	0.40	1/4	-	-		11.5	5.4	23	10.9	11.8	294	2.1	0.95	1/4"
CP860ESE	T023354	24,000		0.54	0.40		6	-		11.5	5.4	23	10.9	11.8	294	2.1	0.95	1/4"
CP854	T023186	13,000		0.7	0.53	4	100	3/8-24		6.0	2.8	24.0	11.3	9.0	229	3.8	1.7	1/4"
CP854E	T023187	12,000		0.7	0.53	5	125	M10		4.0	1.9	16.0	7.6	9.0	229	3.8	1.7	1/4"
CP857	T024387	7,500		1.3	0.94	7	180	5/8-11		12.0	5.7	24.0	11.3	13.1	334	6.3	2.8	3/8"

All models: Hose int. 3/8" (10 mm) - @90 PSI (@6.3 Bar)

Listed specifications are for reference only. Please check documents in each tool.



# Drills



Ø 10mm (3/8")



## CP785

### DURABILITY AND SMOOTH OPERATION

#### FEATURES

- 3/8" (10 mm) pistol drill
- Powerful energy efficient motor resists stalls
- Handle exhaust

#### BENEFITS

- Industrial maintenance duty and designed for smooth operation and extended tool life
- Ideal tool for all types of maintenance work

## CP785QC



Same features as CP785 with keyless chuck

## CP785H



Same features as CP785 with 1/2" (13mm) capacity



Ø 10mm (3/8")



## CP789R-26

### REVERSIBLE, HIGH POWER & DURABILITY

#### FEATURES

- 3/8" (10 mm) reversible pistol drill
- Powerful 0.4 hp (320 W) motor
- Teasing throttle
- Industrial quality Jacobs chuck
- Durable gearbox
- Ergonomic grip

#### BENEFITS

- Industrial maintenance duty and designed for operators' productivity, durability, and comfort
- Great tool for honing and heavy drilling

## CP789R-42

Same features as CP789R-26 with 4,200 rpm free speed



Ø 13mm (1/2")



## CP789HR

### REVERSIBLE, HIGH TORQUE & DURABILITY

#### FEATURES

- 1/2" (13 mm) reversible pistol drill
- Powerful 0.4 hp (320 W) motor
- Teasing throttle
- Industrial quality Jacobs chuck
- Durable gearbox
- Ergonomic grip
- Side handle

#### BENEFITS

- Industrial maintenance duty and designed for operators' productivity, durability, and comfort
- Perfect tool for drilling, reaming, hole sawing and jobs requiring high torque



See accessories on pages 102

MODEL	PART NUMBER	FREE SPEED		POWER		CHUCK CAPACITY		MAX TORQUE		AVERAGE AIR CONS.		AIR CONS. @ LOAD		OVERALL LENGTH		NET WEIGHT		AIR INLET
		rpm	hp	kW	in.	mm	ft.lb	Nm	cfm	l/s	cfm	l/s	in.	mm	lb	kg	NPTF	
CP785	T022698	2,400	0.5	0.38	3/8	10	3.1	4.2	4.1	1.9	16.5	8	7	178	2.3	1.02	1/4"	
CP785QC	T024242	2,400	0.5	0.38	3/8	10	3.1	4.2	4.1	1.9	12	6	7	178	2.3	1.02	1/4"	
CP785H	T024134	500	0.5	0.38	1/2	13	11.3	15.4	4.1	1.9	12	6	7.8	197	3	1.36	1/4"	
CP789R-26	T025180	2,600	0.4	0.32	3/8	10	3.1	4.2	7.5	3.5	30	14	7	178	2.5	1.13	1/4"	
CP789R-42	T025198	4,200	0.4	0.32	3/8	10	1.9	2.5	7.5	3.5	30	14	7	178	2.5	1.13	1/4"	
CP789HR	T025165	500	0.4	0.32	1/2	13	15.6	21.1	7.5	3.5	30	14	8	203	3.3	1.47	1/4"	

All models: Spindle thread: 3/8-24 - Hose int. 3/8" (10 mm) - @90 PSI (@6.3 bar)

Listed specifications are for reference only. Please check documents in each tool



# CLASSIC

## Hammers & Belt Sander



10.2mm (0.401")



### CP714

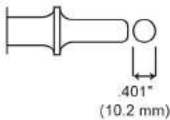
#### DURABILITY & PRECISION

##### FEATURES

- Positive action trigger for precise control
- Speed regulator
- Ergonomic oriented handle

##### BENEFITS

- High durability
- Operator comfort
- Versatile, handling different type of environments



### CP714 Kit



See details on page 102



12.7mm (0.498")



### CP717

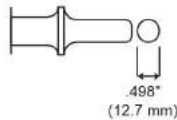
#### POWER & DURABILITY

##### FEATURES

- Standard .498" round shank
- High power air hammer
- Positive action trigger

##### BENEFITS

- Power and precision
- Flexible operating positions
- Ideal tool for deep cutting, bolt riveting and super-duty applications



### CP717 Kit



See details on page 102



10x330mm (3/8"x13")



### CP858

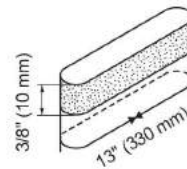
#### PRODUCTIVITY & DURABILITY

##### FEATURES

- Belt sander 3/8" (10 mm) capacity
- Quick change belt replacement
- Adjustable sanding arm
- Handle exhaust

##### BENEFITS

- Excellent for paint removal, smoothing and rust removal in limited space applications



#### BELT SANDERS - REPLACEMENT BELT (10PC)

MODEL	DESCRIPTION	PART NUMBER
CP858	Belts 60 Grit, 3/8"x13" (10x330 mm)	894 016 9003
CP858	Belts 80 Grit, 3/8"x13" (10x330 mm)	894 016 9004
CP858	Belts 100 Grit, 3/8"x13" (10x330 mm)	894 016 9005
CP858	Belts 120 Grit, 3/8"x13" (10x330 mm)	894 016 9006



See accessories on pages 102

MODEL	PART NUMBER	POWER	COLD RIVET CAP.				BORE AND STROKE		BLOWS PER MIN.	CHISEL RIVET SET SHANK		AIR CONS. @ LOAD		OVERALL LENGTH		NET WEIGHT		AIR INLET
			(DURAL)		(STEEL)		in.	mm		in.	mm	in.	mm	in.	mm	lb	kg	
CP714	T012735	4.7	1/4	6.4	3/16	4.8	9/16x3.5	14x80	2,000	0.401	10.2	8.5	4	7.5	190	3.33	1.51	1/4"
CP717	T020120	7.3	1/4	6.4	3/16	4.8	3/4x2.69	19x68	1,800	0.498	12.7	12.5	5.9	7.5	190	4.75	2.15	1/4"

MODEL	PART NUMBER	FREE SPEED	PAPER BELT SIZE		AVERAGE AIR CONS.		AIR CONS. @ LOAD		LENGTH		NET WEIGHT		AIR INLET
			in.	mm	cfm	l/s	cfm	l/s	in.	mm	lb	kg	
CP858	T025179	18,000	3/8x13	10x330	11	5.2	22	10.4	10.8	275	1.88	0.85	1/4"

All models: Hose int. 3/8" (10 mm) - @90 PSi (@6.3 Bar)

Listed specifications are for reference only. Please check documents in each tool.





# Saw, shear & cutter



## RUGGED SAW



### CP881 INTENSE CUTTING

#### FEATURES

- Power and speed of 9,500 strokes per minute
- Rugged construction for intense cutting
- Adjustable guard guide
- Comfortable rubber grip
- Includes (1) 32T saw blade

#### BENEFITS

- Cut through material with ease
- Powerful and durable
- Ideal tool for General Maintenance



#### SAW BLADE FOR CP881

ACCESSORIES	PART NUMBER
18T Saw blades (5)	CA146719
24T Saw blades (5)	CA146720
32T Saw blades (5)	CA146721



## PISTOL SHEAR



### CP785S RELIABLE & POWERFUL

#### FEATURES

- Powerful efficient 0.5 hp (370 W) motor to cut up to 18-gauge steel (1.1 mm - 0.04")
- Triple idler planetary gearing
- Ergonomic handle design

#### BENEFITS

- Smooth operation and extended life
- Operator comfort
- Reliable cutting performance
- Excellent tool for cutting square and angles in all types of aluminum, tin and steel



## SPEED CUTTER



### CP861 DURABILITY & POWER

#### FEATURES

- Rugged, energy efficient 0.5hp (370 W) motor
- Lightweight tool: 1.63 lbs (0.74kg)
- Square handle design for positive grip
- Lock-off lever to prevent accidental start-up

#### BENEFITS

- Power, durability and productivity
- Excellent for cutting through composite, fiberglass, steel metal, bolts, clamps.



#### WHEEL FOR CP861

ACCESSORIES	PART NUMBER
Package of 5 wheels (ø 2-7/8"x1/16"x3/8" - 73x1.6x9.52 mm)	CA155312



See accessories on pages 102

MODEL	PART NUMBER	STROKES PER MIN.	STROKE		AVERAGE AIR CONS.		AIR CONS. @ LOAD		OVERALL LENGTH		NET WEIGHT		AIR INLET	HOSE INT.	
			in.	mm	cfm	l/s	cfm	l/s	in.	mm	lb	kg	NPTF	in.	mm
CP881	T023916	9,500	3/8	10	1.5	0.7	6	2.8	8.6	219	1.63	0.74	1/4"	3/8	10
CP785S	T023200	2,400	-	-	3.7	1.8	15.5	7.3	8.3	229	2.5	0.86	1/4"	3/8	10

MODEL	PART NUMBER	STROKES PER MIN.	CHUCK / WHEEL SIZE		FREE SPEED	AVERAGE AIR CONS.		AIR CONS. @ LOAD		OVERALL LENGTH		NET WEIGHT		AIR INLET	HOSE INT.	
			in.	mm	rpm	cfm	l/s	cfm	l/s	in.	mm	lb	kg	NPTF	in.	mm
CP861	T022039	-	2-7/8	73	20,000	10	4.5	8.5	4	7.8	197	1.63	0.74	1/4"	3/8	10

All models: Hose int. 3/8" (10 mm) - @90 PSI (@6.3 Bar)

Listed specifications are for reference only. Please check documents in each tool.



# CLASSIC

## Spares & Accessories



### IMPACT, RATCHET & HAMMER KITS



#### CP734H Kit

Part No. T025163 Kit SAE

Kit includes:

- (1) 1/2" Impact Wrench CP734H
- (5) SEA sockets: 1/2", 5/8", 3/4", 7/8", 15/16"

or

Part No. T025164 Kit Metric

Kit includes:

- (1) 1/2" Impact Wrench CP734H
- (5) Metric sockets: 14, 16, 17, 19, 22mm



#### CP828 Kits

Part No. T024201 Kit SAE

Kit Includes:

- (1) 3/8" Air Ratchet CP828
- (5) SEA Sockets: 3/8" - 7/16" - 1/2" - 9/12" - 5/8"

Part No. T024493 Kit Metric

Kit Includes:

- (1) 1/2" Air Ratchet CP828H
- (5) Metric Sockets: 10 - 13 - 14 - 16 & 17 mm

Part No. T024448 CP828H Kit Metric

Kit Includes:

- (1) 1/2" Air Ratchet CP828H
- (5) Metric Sockets: 10 - 13 - 14 - 16 & 17 mm



#### CP749 Kit

Part No. T025193 Kit SAE

Kit includes:

- (1) 1/2" Impact Wrench CP749
- (5) SAE sockets : 1/2", 5/8", 3/4", 7/8", 15/16"
- (1) oil bottle

Part No. T025194 Kit Metric

Kit includes:

- (1) 1/2" Impact Wrench CP749
- (5) Metric sockets : 14, 16, 17, 19, 22 mm
- (1) oil bottle



#### CP714 Kit

Part No. T025364

Kit Includes:

- (1) Air Hammer CP714
- (1) Flat chisel - A046073
- (1) Tapened chisel - A046078
- (1) Blank chisel - A046074
- (1) Twin blade panel cutter - A046071



#### CP772H Kits

Part No. T025171 Kit SAE

Kit includes :

- (1) 3/4" Impact Wrench CP772H
- (4) SEA sockets: 15/15", 1", 1-1/16", 1-1/8" or

Part No. T025162 Kit Metric

Kit includes :

- (1) 3/4" Impact Wrench CP772H
- (4) Metric sockets: 24, 27, 30 and 32 mm



#### CP717 Kit

Part No. T025365

Kit Includes:

- (1) Air Hammer CP717
- (1) Twin blade panel cutter - A047071
- (1) Rivet cutter - A047050
- (1) 1-1/4" Smoothing Hammer - A047091
- (1) Straight punch - A047074

### TUNE-UP & REPLACEMENT KITS

MODEL	TUNE-UP KIT	REPAIR KIT	REPLACEMENT HEAD
CP734H	CA147716	CA147717	
CP772H	CA149746	CA149747	
CP7778/CP7778-6	894 016 2816		
CP797/CP797-6	CA131501		
CP828 (D,N,E)	CA155086		CA155084
CP828H (D,N,E)	CA155086		CA155085
CP828H (A,K)	CA155086		CA155085
CP854/E	C138089		

### PROTECTIVE COVERS

TOOL	PART NUMBER
PVC tool cover	
CP734H	CA129405
CP772H	CA124745
CP797	CA139818
TOOL	
PVC tool cover	
CP828 (D, N, E)	CA133961
CP828H (D, N, E)	CA133961

IMPACT PROTECTOR COVERS



RATCHET PROTECTOR COVERS



### GUARD FOR CP854 AND CP857

DESCRIPTION	PART NUMBER
4" (100 mm) Guard	C136898
5" (125 mm) Guard	KF141860
7" (175 mm) Guard	C139081



### REAR EXHAUST HOSE ASSEMBLY FOR CP860, CP860E, CP860ES & CP860ESE DIE GRINDERS AND CP734H

DESCRIPTION	PART NUMBER
Rear exhaust hose assembly, includes:	CA127175
Attachment Ferrule	KF127211
CP734H	CA148157



### DRILL CHUCKS



MODEL	CAPACITY		THREAD MOUNT	CHUCK PART NO.	TYPE	KEY PART NO.
	IN.	MM	IN.			
CP785, CP789R-26	3/8	10	3/8-24	C142408	Chuck + Key	CA050120
CP785H, CP789HR	1/2	13	3/8-24	205 048 6963	Chuck + Key	
CP785QC	3/8	10	3/8-24	205 050 2063	Keyless Chuck	

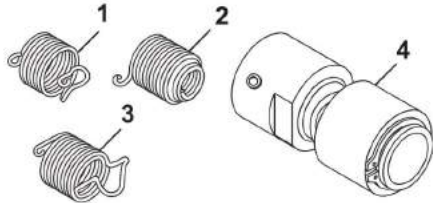


Spares & Accessories



CLASSIC

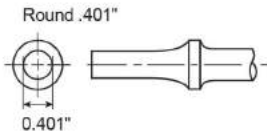
**CHISEL RETAINERS**



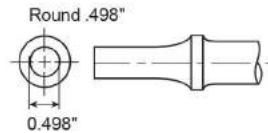
MODEL USED	TYPE	PART NUMBER	DESCRIPTION
<b>CP714</b>	1	205 048 7413	Quick Change
	1	A046095	Heavy Duty Quick Change
	2	A046096	Bee hive
	3	205 052 5333	Zip Change
	3	A046094	Heavy Duty Zip Change made in USA
	4	894 015 8924	Posi Lock Quick Change
<b>CP717</b>	4	A121721	Heavy Duty Posi Lock Quick Change made in USA
	1	A047095	Quick change retainer
	2	A047096	Bee hive

**CHISELS**

TYPE OF SHANK



**CP714**



**CP717**











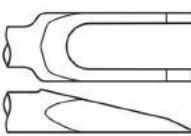



DRAWING	DESCRIPTION	LENGTH		WIDTH		SHANK	
		in	mm	in	mm	ROUND .401"	ROUND .498"
	Flat Chisel	7	180	0,5	12,7	A008542	
		7	180	0,625	16	A046073	A047073
		18	457	0,75	19	A046080	
	Undercoat Goo Scraper	6,5	165	1	25	A046072	
	Spot Weld Splitter	7	180	1	25	A046075	
	Twin Blade Panel Cutter	7	180	1	25	A046071	A047071
	Nut Splitter	10	254	0,75	19	A046044	
	Rivet Cutter	6	152	0,75	19		A047050
		6,5	165	0,625	16	A046050	
	Angle Scaling	7	180	1,25	32	A046063	A047051



# CLASSIC

## Accessories



DRAWING	DESCRIPTION	LENGTH		WIDTH		SHANK	
		in	mm	in	mm	ROUND .401"	ROUND .438
	Muffler Cutter	7.5	191	-	-	<b>A046077</b>	
	Blank Chisel	7	180	0.512	13	<b>A046074</b>	
		7	180	0.625	16	<b>A089064</b>	
	Straight Punch	7	180	0.498	12.5	<b>A047074</b>	
	Tapered Punch	7	180	0.3	7.6	<b>A047078</b>	
	Tapered Punch	7	180	0.1	2.5	<b>A046078</b>	
	Bushing Splitter	6.25	159	-	-	<b>A046052</b>	
		7	180	-	-	<b>A047052</b>	
	Tie Rod (Universal Joint)	4.25	108	0.625	16	<b>A046057</b>	<b>A047057</b>
	Rivet Removal	3.5	89	0.125	3	<b>A046087</b>	
		3.5	89	0.188	5	<b>A046088</b>	
	Rivet Removal	3.5	89	0.25	6	<b>A046089</b>	
	Smoothing Hammer	3	76	1.25	32	<b>A046090</b>	<b>A047091</b>
		3	76	1.75	44	<b>A046091</b>	
	Separator Fork	7	180	0.75	19	<b>A047059</b>	
		7	180	1	25	<b>A047060</b>	
		7	180	1.25	32	<b>A047061</b>	
	Scraper	6	152	1.75	44	<b>A133907</b>	
	Diamond Point	7	180	0.3	7.6	<b>A046064</b>	
	Edging Chisel	5.375	137	0.625	16	<b>A046076</b>	

