


DocuCentre-V

T2

C7775 / C6675 / C5575 / C4475 / C3375 / C3373 / C2275
Digital Colour Multifunction Device

A new standard in flexibility and efficiency
to allow you to work smarter





If an organisation is to prosper, it must provide an environment in which every person can work towards a common goal, yet meet their own values and aspirations.

Individuals need their own space — a place they can comfortably work, where they can find value in their efforts, and where they can flourish in a pleasant environment.

Fuji Xerox understands that. We have designed the new DocuCentre-V series so that they can recognise individuals, provide them with the specific tools they need to work effectively, and contribute to a quieter, more congenial environment.

We are working with you to help you reach your full potential.

The DocuCentre-V C7775/C6675/C5575/C4475/C3375/C3373/C2275 series of multifunction devices deliver higher customer satisfaction through: Innovation, Cost Efficiency, Productivity and Sustainability



DocuCentre-V

C7775 / C6675 / C5575 / C4475 / C3375 / C3373 / C2275

The photo is of the DocuCentre-V C5575 CPS model

Innovation



Developing groundbreaking technology to help you work smarter

Working Closely With You

The new DocuCentre-V series automatically exits from Sleep mode as users approach the device. Two “eyes”, using a real-time proximity camera and a pyroelectric heat sensor, detect when a user is approaching and wakes it from Sleep mode so it is ready to use immediately. This clever technology simplifies operational processes and saves both time and energy. What’s more, a face recognition camera can tell more accurately who the user is, and prepare the device to suit their particular applications.



Recognise the Wishes of Users

The “Smart WelcomEyes Advance” feature is able to discern users as they approach the device and detect if they wish to use it. It can also recognise the face of each user and use that information as a simple, rapid authentication process. “Smart WelcomEyes Advance” offers increased accuracy in recognition, providing even more convenience for users and at the same time reduce the power consumption of the device.

* Optional



1 This incredible technology uses an infrared pyroelectric sensor to monitor thermal changes in the vicinity of the device, to detect a person approaching.

2 The user detection camera verifies human motion, such as the direction their toes are pointing, to determine whether the person wishes to use the device.

3 It also offers sophisticated, yet simple, user authentication method through face recognition. The face recognition camera can recognise the face of the user standing in front of the device, making authentication simple and fast.

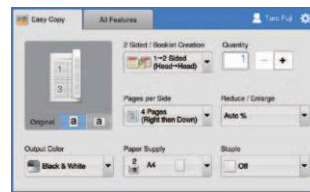
* The local authentication mode must be enabled.

Image Recognition through a Reputable Processor

The technology of human/face recognition camera uses an Image Recognition through a Reputable Processor for vehicle-mounted cameras. Rapid recognition of users enables the device to minimise power consumption, and ensure that it is ready to use immediately.

Simpler Operations

Operation screens can be simplified and made easier than ever to navigate by installing a free optional software application – EasyUI Solution 2. This offers individual users a simple and easy-to-use operation screen, reducing working time.



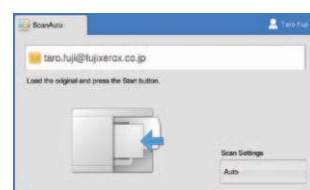
Users can preview the finished results of their copying projects – for example, Nup, two-sided, stapled – when they set the copy functions.



Utilizing “Custom Menu” allows individual user to place only buttons for functions he/she uses frequently, on the menu screen. Your “own screen” starts through authentication, then you can start working smoothly.



Users can register their most frequently used functions as One-touch App, which enables them to start copying or scanning at the touch of a button.



Scanning is now much simpler with the automatic recognition of both the orientation and number of printed sides of the original document. The scan data destination is also set automatically during the authentication process. Or, if you prefer, you can select the destination quickly from your send history.

Cost Efficiency



Helping you take control of your cost structure for higher returns

Face Recognition to Display Appropriate Screens

When the “face recognition camera” recognises the user’s face, the device opens a screen displaying specific buttons, selected by the user, on the control panel. These personal screens are immediately displayed without an IC Card, and users are not required to go through several steps on the control panel. Users can begin working on the device with “zero waiting time”.

* The local authentication mode must be enabled. (Authentication by face recognition supports up to 100 users.)



face recognition



Your own operation screen starts.

Authentication Based on Registered User Information

DocuCentre checks user information registered on the machine to manage authentication, when local authentication is enabled. The job history function can tally usage of the device on a user basis. By adding a built-in IC Card Reader* to the device, IC Card authentication can be used. This feature can also provide access control to specific functions on the device, enhancing both security management and user convenience.

* Optional. External and Built-in IC Card Readers are available. IC Card Reader cannot be used concurrently with Smart WelcomEyes Advance.



Built-in IC Card Reader



IC Card Reader

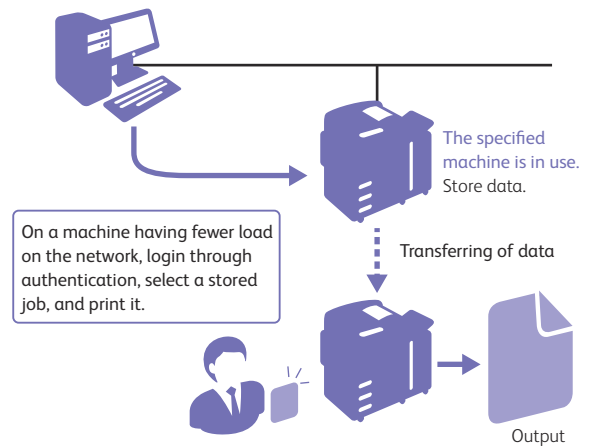
IC Card Reader for HID Prox

External IC Card Reader

Printable from Any Machine on Demand

After a job has been sent to the device, users can choose the “Server-less On-demand” feature to print it from any machine on the network on demand, simply by logging on to the machine. Even if the selected device is in use, users can choose their job from another machine and print it. No dedicated server is required for this feature. It is also possible to use up to five devices in this way by grouping them – for example, by floor or workgroup.

* Optional.



Leverage of Timely Information with Paperless Fax

[Receiving]

Received fax documents can be sorted into different device folders by dial number or G3ID. After viewing the thumbnails, users can choose to print only designated documents. As soon as fax documents are received in a folder, they can also be sent as a fax, printed, sent as an e-mail, transferred via FTP, and transferred via SMB automatically.



[Sending]

Direct Fax (sending fax directly from PC) can also be used. Sent fax documents can also be saved as PDF and sent as e-mail attachments*.

* T2 model only.

[Reject]

Allows administrators to block incoming faxes from certain numbers and anonymous numbers.

Offices Using Five or More Devices

By utilising ApeosWare Management Suite*, administrators can distribute print drivers, restrict use of the device to certain accounts, gather print counts, improve running efficiency, automate distribution processes and manage job logs. These applications make it a simple task to plan and manage usage of the device, while maintaining full security.

* Software sold separately.

Productivity

Improving your business performance and uptime

Tablet device can also be used for printing.

You can also use your iPhone or iPad, or Android™ device to print via a wireless LAN access point. This ensures more smooth and speedy leverage of information.



The easy-to-use control

Panel can be set to use single-touch, easily recognisable icons for frequently used functions. Four different gestures — tap, double-tap, drag and flick — can be used to scroll and switch pages smoothly and quickly.



Flick

Touch the screen with your finger, and simply swipe the screen with your finger to scroll and switch pages.



Drag

Touch and hold a control such as buttons with your finger, and then slide your finger to move it.



Tap/Double-tap

Tap the screen (twice) with your finger to make a selection or decision.



Various File Formats and Processing Supported

Users can convert scanned documents and data to numerous file formats including TIFF, JPEG, DocuWorks document, PDF and XPS*1 before you send them by email. OCR processing can assist in searching for and compressing documents to reduce their size for e-mail communications *2, and password settings can also be set.

*1: Stands for XML Paper Specification

*2: Optional.

Conversion to Editable Word and Excel® Files

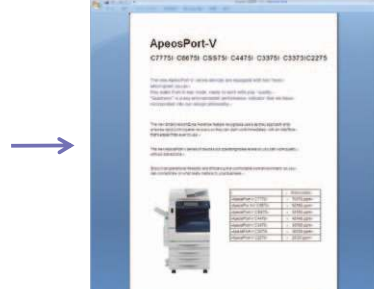
Scanned data can also be converted to files in Word or Excel® format, and hardcopy documents can be converted into editable digital documents. The DocuCentre-V series devices can also convert tables and illustrations to objects suitable for reproduction with Word and Excel®.

* Optional.

An auxiliary function that allows you to reuse materials such as text, tables, shapes, and photos on paper documents. However, we cannot guarantee the accuracy when they are reused.



Output media



Word data

Remote Power Control (Power Off)

Devices located some distance from system administrators may be switched off remotely by PC. In large facilities such as a campus or factory building, this function can reduce the time and labour required to walk to every device and switch it off individually.



A Wider Product Lineup for Effective Deployment and Management

The series, that are proud of high environmental performance thanks to the technologies such as an IH fuser and LED print head they adopt, now cover 25 up to 70 sheets/minute. Thus users can share common operability and consumables among several machines, if introduced. The machines, having instantaneous force to wake up from Sleep Mode in 3.1 seconds*, will answer the requirements for high-speed processing and strategic deployment.

* For DocuCentre-V C3375/C3373/C2275. 10.5 seconds for DocuCentre-V C5575/C4475. 14.0 seconds for DocuCentre-V C7775/C6675.

Duplex Automatic Document Feeder Offering High Productivity

Duplex Automatic Document Feeder on the machine is equipped with the “one path duplex scanning feature” to scan both sides of a duplex document at one time, realizing high speed scanning of 150 pages/minute* for both colour and monochrome originals. Besides holding up to 130 sheets of documents, the light weight design, weighing only 11 kg, assists smooth operation for users to open/close it. This provides offices with high productivity.

* 160 pages/minute when Quiet Mode is set to OFF.

Support for banner printing

You can now print beautiful posters in your office with the DocuCentre-V series of devices. They are capable of handling paper sizes up to 320 mm x 1200 mm, opening up a range of new print and copy possibilities.

* Printable area is 305 x 1,194 mm.



Light and Heavy Paper Support

The DocuCentre-V series can handle a wider range of paper weights than ever before. The standard paper tray supports weights from 52 gsm up to 300 gsm*. This provides opportunities to create a broad range of business documents and reports, as well as marketing materials such as journals and POS material.

* Documents may not be printed correctly depending on usage conditions.

Hole punched paper and envelope are also supported

Punched paper suitable for filing is supported. Also, no wrinkles occur during printing on envelope of up to 70 gsm, which is usually used.

Print in different environments

The DocuCentre-V series can be shared and printing can be performed in two independent network environments. With two network ports, you can maximise the use of the multifunction device while maintaining tight security of having separate network.

* Optional.

* Print function only. Supported protocol: TCP/IP (lpd, Port9100) only.

* T2 model only.

Use of Mobile Devices Boosts Your Business

AirPrint Compatible

You can easily print on AirPrint supported DocuCentre-V series from your iPad, iPhone, iPod touch and Mac, without having to install an additional printer driver or software.

* T2 model only.

Save/Print Using a USB Memory

You can save scanned data directly into the USB memory, and print documents and captured records directly from the USB memory.

* Optional.

Direct Access from Device to Cloud

By registering documents to “Working Folder”, a cloud service offered by Fuji Xerox, users can view documents from their smartphones and tablet devices, even while they are away from their office. Faxed and scanned documents can also be registered directly from the device to Working Folder, so that several people can share the information quickly.

* To use this function, the Working Folder Service Contract must be signed.

Print from Your Smartphones and Tablet Devices

By using Print Utility for iOS/Android *1, you can print web pages, photos, and contacts*2 etc. from your iPhone or iPad, or Android™ device via a wireless LAN access point. Linking the machine with DocuWorks Viewer Light for iPhone /iPad allows you to print DocuWorks documents and PDF documents as well.

*1: Print Utility for iOS and Print Utility for Android can be downloaded for free from App Store and Google Play™, respectively.

*2: Print Utility for iOS only.



Sustainability



Building your business for a secure and sustainable future

"Real Green" Solutions

Fuji Xerox is committed to real, measurable green solutions in office environments. These can be achieved while at the same time improving user convenience and efficiency during operations.



"Smart Energy Management" for Specific Power Use

The new DocuCentre-V series uses Smart Energy Management to power only the functions requested by users. This reduces power consumption and CO₂ emissions. To minimise noise, the scanning and output devices do not generate noise when not operating.

Fast Wake-up of Control Panel

Thanks to Smart Energy Management, the control panel is displayed within two seconds, even during wake-up from Sleep Mode.

From Sleep to Awake Instantly

Fuji Xerox has achieved a fast wake-up by improving the software initialisation process. Thanks to Smart Energy Management, users can adjust settings while the device wakes up. The machine responds almost immediately on demand.

Adoption of LED to Save Energy yet Output Higher Quality

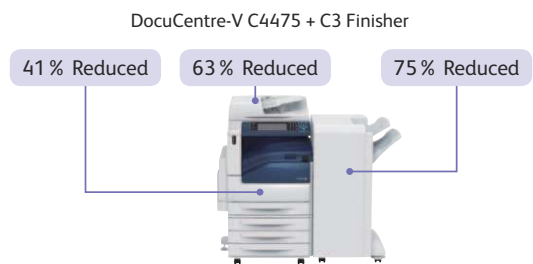
Fuji Xerox has utilised LED technology for the exposure unit for low power consumption and a smaller print head, which can image at 1200 x 2400 dpi. It also uses fewer moving parts, so it is quieter during operation.

A Quiet Environment for Greater Efficiency

Fuji Xerox continually addresses the problem of noise in the business environment. We have introduced advanced technologies to our "Quiet Flagship Model" such as the Duplex Automatic Document Feeder*, incorporating new image processing.

* DADF B1-PC has achieved a 63% improvement in quietness compared to conventional models.

Example Quietness Model



Operation sounds have been cut by a maximum of 61% compared to predecessor models.

Excellent TEC Value

The DocuCentre-V series has achieved 2.1 kWh*¹ for TEC value*², conforming to International Energy Star Program standards and reducing power consumption.

*1: For DocuCentre-V C4475 CPS Model.

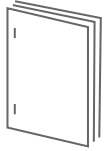
*2: Value measured by the test defined in International Energy Star Program.

TEC value	CPS Model
	DocuCentre-V C4475 2.1 kWh
	DocuCentre-V C5575 2.7 kWh
	DocuCentre-V C6675 3.5 kWh
	DocuCentre-V C7775 3.7 kWh

Extra Functionality in Finishing

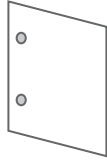


A “Z Fold Half sheet” folding capability is now available.
Further Finishing Functions with Introduction of C3 Finisher that supports “Tri-fold”



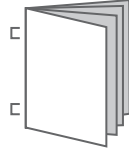
Stapling

Stapling multiple pages documents, such as meeting materials into sets, is available.



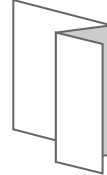
Punch

A hole punch process can be used for filing documents in binders.



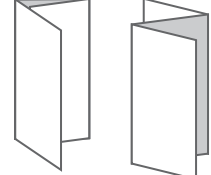
Saddle Staple

This Single Fold and stapling process is ideal for creating catalogues and booklets.



Z Fold Half sheet*






Z Fold Half sheet is a useful method to combine A3 documents into A4 size.



Tri-fold*

The C-fold is useful when creating materials enclosed in envelopes.

* Folder Unit CD1 is required.

	Finisher A1	Finisher B1 + Booklet Maker Unit for Finisher-B1	C3 Finisher	C3 Finisher with Booklet Maker	C3 Finisher with Booklet Maker + Folder Unit CD1
					
Stapling thickness	50 sheets	50 sheets	50 or 65 sheets* ⁴	50 or 65 sheets* ⁴	50 or 65 sheets* ⁴
Punch	—	2/4 hole punch* ¹ or 2/3 hole punch* ²	2/4 hole punch* ⁵ or 2/3 hole punch* ⁶	2/4 hole punch* ⁵ or 2/3 hole punch* ⁶	2/4 hole punch* ⁵ or 2/3 hole punch* ⁶
Saddle Staple	—	○* ³	—	○	○
Single Fold	—	○* ³	—	○	○
Tri-fold	—	—	—	—	○* ⁸
Z Fold Half sheet	—	—	—	—	○* ⁸
Tray capacity* ⁷	Output tray	—	500 sheets	500 sheets	500 sheets
	Finisher tray	500 sheets	2000 sheets	3000 sheets	1500 sheets

*1: 2/4 Hole Punch Kit for Finisher-B1 is required.

*2: US 2/3 Hole Punch Kit for Finisher-B1 is required.

*3: Booklet Maker Unit for Finisher-B1 is required. For the features of Saddle Staple or Single Fold, Finisher B1 does not perform folding but perform scoring.

*4: C3 Finisher Staple Unit 65 Sheets is required.

*5: Punch Unit 2H/4H is required.

*6: Punch Unit US 2H/3H is required.

*7: 64 gsm paper

*8: Folder Unit CD1 is required.

Note: C3 Finisher or C3 Finisher with Booklet Maker requires Transport Unit H1.

Classifying of the Destination Trays

When Inner Output Tray ① or Side Tray ② is attached, tray can be specified per job, i.e. Copy, Print, or Fax. If your organization has several fax lines, tray can also be assigned for each line.



High-Capacity Feed

The new DocuCentre-V series uses Tandem Tray ③, which can accommodate up to 3,090 sheets. In addition, an optional High Capacity Feeder which can hold up to 2030 sheets* of A4-size media (one tray) ④ is available. It supports large-volume output demands.



* 80 gsm paper.

Specifications of DocuCentre-V C7775 / C6675 / C5575 / C4475 / C3375 / C3373 / C2275

Basic Specifications/Copy Function

Item	DocuCentre-V C7775	DocuCentre-V C6675	DocuCentre-V C5575	DocuCentre-V C4475	DocuCentre-V C3375	DocuCentre-V C3373	DocuCentre-V C2275	
Type	Console							
Memory Capacity	4 GB (Max. 4 GB)							
Hard Disk Capacity*1	160 GB or larger (Usable space: 128 GB)				Optional: 160 GB or larger (Usable space: 128 GB)			
Colour Capability	Full colour							
Scan Resolution	600 x 600 dpi							
Print Resolution	1200 x 2400 dpi (High Resolution Photo), 600 x 600 dpi (Text/Text-Photo/Photo/Map)							
Warm-up Time	30 seconds or less (At room temperature 20 °C). 24 seconds or less if the main power is on (At room temperature 20 °C)							
Original Size	Maximum of 297 x 432 mm (A3, 11 x 17") for both Sheet and Book							
Paper Size	Max	SRA3 (320 x 450 mm), 12 x 18" (305 x 457 mm), A3 [12 x 19" (305 x 483 mm) when using Bypass Tray]						
	Min	A5 [Postcard and Quadrat NO.3 Envelope (120 x 235 mm) when using Bypass Tray]						
	Image loss width	Lead edge 4 mm or less, trail edge 2 mm or less, and right&left 2 mm or less						
Paper Weight*2	Paper Tray	52 - 300 gsm						
	Bypass Tray	52 - 300 gsm						
First Copy Output Time*3	B/W:	B/W:	B/W:	B/W:	B/W:	B/W:	B/W:	
	3.3 sec.	3.3 sec.	3.7 sec.	4.4 sec.	4.9 sec.	4.9 sec.	6.6 sec.	
	Colour:	Colour:	Colour:	Colour:	Colour:	Colour:	Colour:	
	4.1 sec.	4.1 sec.	5.2 sec.	5.7 sec.	6.4 sec.	6.4 sec.	8.7 sec.	
	Continuous Copy Speed*4	A4 LEF/ B5 LEF	B/W: 70 ppm Colour: 70 ppm	B/W: 65 ppm Colour: 65 ppm	B/W: 55 ppm Colour: 50 ppm	B/W: 45 ppm Colour: 45 ppm	B/W: 35 ppm Colour: 35 ppm	B/W: 25 ppm Colour: 25 ppm
		A4/B5	B/W: 50 ppm Colour: 50 ppm	B/W: 46 ppm Colour: 46 ppm	B/W: 39 ppm Colour: 36 ppm	B/W: 32 ppm Colour: 32 ppm	B/W: 27 ppm Colour: 27 ppm	B/W: 23 ppm Colour: 23 ppm
	B4	B/W: 40 ppm Colour: 40 ppm	B/W: 37 ppm Colour: 37 ppm	B/W: 32 ppm Colour: 29 ppm	B/W: 26 ppm Colour: 26 ppm	B/W: 23 ppm Colour: 23 ppm	B/W: 20 ppm Colour: 20 ppm	B/W: 16 ppm Colour: 16 ppm
		A3	B/W: 35 ppm Colour: 35 ppm	B/W: 32 ppm Colour: 32 ppm	B/W: 27 ppm Colour: 25 ppm	B/W: 22 ppm Colour: 22 ppm	B/W: 20 ppm Colour: 20 ppm	B/W: 17 ppm Colour: 17 ppm
Paper Tray Capacity*5	Standard		[C7775/C6675/C5575/C4475/C3375/C3373/C2275] 500 sheets x 2 Tray + 867 sheets + 1133 sheets + Bypass Tray 90 sheets [C5575/C4475/C3375/C3373/C2275] 4 Tray Model: 500 sheets x 4 Tray + Bypass Tray 90 sheets					
	Optional	HCF B1: 2030 sheets						
	Max.	[C7775/C6675/C5575/C4475/C3375/C3373/C2275] 5120 sheets (Tandem Tray Model + High Capacity Feeder B1) [C5575/C4475/C3375/C3373/C2275] 4120 sheets (4 Tray Model + High Capacity Feeder B1)						
Output Tray Capacity*6	250 sheets (A4 LEF), 125 sheets (A3)							
Power Source	AC220-240 V±10%, 10A, 50/60 Hz common		AC220-240 V±10%, 10A, 50/60 Hz common					
Power Consumption	2.2 kW or less (AC220 V±10%)	2.2 kW or less (AC220 V±10%)	2.2 kW or less (AC220 V±10%)	2.4 kW or less (AC240 V±10%)	2.4 kW or less (AC240 V±10%)	2.4 kW or less (AC240 V±10%)	2.4 kW or less (AC240 V±10%)	
	Sleep mode: 1.3 W or less (AC220 V±10%)	Sleep mode: 1.3 W or less (AC220 V±10%)	Sleep mode: 1.3 W or less (AC220 V±10%)	Ready Mode: 119 W or less	Ready Mode: 105 W or less	Ready Mode: 105 W or less	Ready Mode: 56 W or less	
	Ready Mode: 119 W or less	Ready Mode: 105 W or less	Ready Mode: 105 W or less	Ready Mode: 56 W or less	Ready Mode: 56 W or less	Ready Mode: 56 W or less	Ready Mode: 56 W or less	
Dimensions	[C7775/C6675/C5575/C4475/C3375/C3373/C2275] W 640 x D 699 x H 1143 mm (when Duplex Automatic Document Feeder B1-PC is installed)							
	[C3375/C3373/C2275] W 640 x D 699 x H 1128 mm (when Duplex Automatic Document Feeder B1-C is installed)							
	[C3375/C3373/C2275] W 640 x D 699 x H 1128 mm (when Duplex Automatic Document Feeder B1-C is installed)							
Weight*7	148 kg (With Duplex Automatic Document Feeder B1-PC)		135 kg*8 (With Duplex Automatic Document Feeder B1-PC)			130 kg*8 (With Duplex Automatic Document Feeder B1-C)		

*1: Not all of the hard disk capacity is actually available for users. *2: Use Fuji Xerox recommended paper. Documents may not be printed correctly depending on usage conditions. *3: B/W: A4 LEF/Monochrome priority mode, Colour: A4 LEF/Colour priority mode *4: The speed may be reduced due to the image quality adjustment. *5: 80 gsm Paper. *6: 64 gsm Paper. *7: Excluding Toner Cartridge. *8: With the 3 Tray Module

Print Function

Item	Description	
Type	Built-in type	
Print size*1	Max: SRA3 (320 x 450 mm), 12 x 18" (305 x 457 mm), A3 [12 x 19" (305 x 483 mm), 320 x 1200 mm*1 when using Bypass Tray] Min: A5 [Postcard (100 x 148 mm) and Quadrat NO.3 Envelope (120 x 235 mm) when using Bypass Tray] Image loss width: Lead edge 4 mm or less, trail edge 2 mm or less, and right & left 2 mm or less	
Continuous Print Speed*2	Same as the Basic Specifications / Copy Function	
Print Resolution	Output Resolution	1200 x 1200 dpi, 1200 x 2400 dpi
	Data Process Resolution	Standard: 600 x 600 dpi, High Resolution: 600 x 600 dpi, High Definition: 1200 x 1200 dpi
PDL	Standard	PCL5/ PCL6
	Optional	Adobe® PostScript® 3™
Supported Operating System*3	Standard	[PCL6] Windows® XP, Windows Server® 2003 (32-bit) Windows Vista® (32-bit), Windows Server® 2008 (32-bit) Windows® 7 (32-bit), Windows® 8 (32-bit), Windows® 8.1 (32-bit) Windows® XP Professional (64-bit), Windows Server® 2003 (64-bit) Windows Vista® (64-bit), Windows Server® 2008 (64-bit) Windows® 7 (64-bit), Windows Server® 2008 R2 (64-bit) Windows® 8 (64-bit), Windows Server® 2012 (64-bit) Windows® 8.1 (64-bit), Windows Server® 2012 R2 (64-bit) [Mac OS X Driver] Mac OS X 10.5/10.6/10.7, OS X 10.8/10.9
	Optional	[Adobe® PostScript® 3™ Driver] Windows® XP, Windows Server® 2003 (32-bit) Windows Vista® (32-bit), Windows Server® 2008 (32-bit) Windows® 7 (32-bit), Windows® 8 (32-bit), Windows® 8.1 (32-bit) Windows® XP Professional (64-bit), Windows Server® 2003 (64-bit) Windows Vista® (64-bit), Windows Server® 2008 (64-bit) Windows® 7 (64-bit), Windows Server® 2008 R2 (64-bit) Windows® 8 (64-bit), Windows Server® 2012 (64-bit) Windows® 8.1 (64-bit), Windows Server® 2012 R2 (64-bit) Mac OS X 10.5/10.6/10.7, OS X 10.8/10.9
Interface	Standard	Ethernet 100BASE-TX/10BASE-T, USB2.0
	Optional	Ethernet 1000BASE-T, Bidirectional Parallel (IEEE1284-B)

*1: Long paper of 106 to 256 gsm is available. Long paper is not available when finisher is attached. *2: The speed may be reduced due to the image quality adjustment. The speed may also be reduced depending on the document attributes. *3: See our official website for the latest supported OS.

Scan Function (Optional)

Item	DocuCentre-V C7775	DocuCentre-V C6675	DocuCentre-V C5575	DocuCentre-V C4475	DocuCentre-V C3375	DocuCentre-V C3373	DocuCentre-V C2275
Type	Colour Scanner						
Scan Resolution	600 x 600 dpi, 400 x 400 dpi, 300 x 300 dpi, 200 x 200 dpi						
Original Scanning Speed*1	Duplex Automatic Document Feeder B1-C					B/W: 70 ppm, Colour: 70 ppm [Fuji Xerox standard paper (A4 LEF), 200 dpi, to confidential box.]	
	Duplex Automatic Document Feeder B1-PC*2	B/W: 80 ppm Colour: 80 ppm		1 pass, 2 sided scanning B/W: 150 ppm*3 Colour: 150 ppm*3 [Fuji Xerox standard paper (A4 LEF), 200 dpi, to confidential box.]			
Interface	Standard	Ethernet 100BASE-TX/10BASE-T					
	Optional	Ethernet 1000BASE-T					

*1: The scanning speed varies depending on the documents. *2: Simplex scanning speed of Duplex Automatic Document Feeder B1-PC is reduced when Paper Security Function is enabled. *3: 160 ppm for both B/W and colour when Quiet Mode is disabled. This setting can be changed to suit the customer's usage.

Fax Function (Optional)

Item	Description
Document Size	Max: A3, 11 x 17", Long document (Longest 600 mm)
Recording Paper Size	Max: A3, 11 x 17" Min: A5
Transmission Time	2 seconds and more but fewer than 3 seconds*1
Transmission Mode	ITU-T G3
Applicable Lines	Telephone subscriber line, PBX, Fax communication (PSTN), maximum 3 ports *2 (G3-3 port)

*1: When A4 size document with approximately 700 characters is transmitted in standard image-quality (8 x 3.85 lines/mm) and in high-speed mode (28.8 kbps or faster, JBIG). Only indicates the time for transmitting the image information and does not include the communication control time. The total communication time will vary depending on the contents of the document, the type of machine receiving the fax, and line condition. *2: No. of FAX lines is up to 3 ports. Port refers to number of channels for FAX.

HCF B1 (Optional)

Item	Description
Paper Size / Paper Weight	A4 LEF, Letter LEF, B5 LEF, 55 - 216 gsm
Feeding Capacity*1 / Number of Tray	2030 sheets x 1 Tray
Dimensions / Weight	W 389 x D 610 x H 380 mm, 29 kg
Space Requirement (When connected to the main unit)*2	W 1064 mm x D 699 mm

*1: 80 gsm paper. *2: Main Unit + HCF B1; When the Bypass tray is fully extended and the stopper of DADF is turned on.

Side Tray (Optional)

Item	Description
Paper Size / Paper Weight	Same as the Basic Specifications / Copy Function
Paper Capacity*1	100 sheets
Dimensions / Weight	W 353 x D 469 x H 198 mm, 1 kg
Space Requirement (When connected to the main unit)*2	W 1064 x D 699 mm

*1: 64 gsm paper. *2: Main Unit + Side Tray; When the Bypass tray is fully extended and the stopper of DADF is turned on.

Duplex Automatic Document Feeder B1-C

Item	DocuCentre-V C3375	DocuCentre-V C3373	DocuCentre-V C2275
Original Size / Paper Weight	Max: A3, 11 x 17"; Min: A5* ¹ 38 - 128 gsm (In Duplex: 50 - 128 gsm)		
Capacity* ²	110 sheets		
Feeding Speed (A4 LEF Simplex)	B/W: 35 ppm Colour: 35 ppm	B/W: 30 ppm Colour: 30 ppm	B/W: 25 ppm Colour: 25 ppm
Dimensions / Weight	W 560 x D 498 x H 125 mm, 8 kg		

*1: Nonstandard size single-sided mode: 125 x 85 mm. *2: 64 gsm paper.

Duplex Automatic Document Feeder B1-PC (Optional)

Item	DocuCentre-V C7775	DocuCentre-V C6675	DocuCentre-V C5575	DocuCentre-V C4475	DocuCentre-V C3375	DocuCentre-V C3373	DocuCentre-V C2275
Original Size / Paper Weight	Max: A3, 11 x 17"; Min: A5* ¹ 38 - 128 gsm (In Duplex: 50 - 128 gsm)						
Capacity* ²	130 sheets						
Feeding Speed (A4 LEF Simplex)	B/W: 70 ppm Colour: 70 ppm	B/W: 65 ppm Colour: 65 ppm	B/W: 55 ppm Colour: 50 ppm	B/W: 45 ppm Colour: 45 ppm	B/W: 35 ppm Colour: 35 ppm	B/W: 30 ppm Colour: 30 ppm	B/W: 25 ppm Colour: 25 ppm
Dimensions / Weight	W 560 x D 498 x H 140 mm, 11 kg						

*1: Nonstandard size single-sided mode: 125 x 85 mm. *2: 64 gsm paper.

Finisher-A1 (Optional)

Item	Description	
Type	Sort (Offset available) / Stack (Offset available)	
Paper Size	Max: A3, 11 x 17"; Min: Postcard	
Paper Weight* ¹	52 - 220 gsm	
Paper Capacity* ²	[Without Stapling] A4: 500 sheets; B4: 250 sheets; A3 or larger: 200 sheets; Mixed Size Stacking* ³ : 250 sheets [With Stapling] 30 copies	
Staple	Capacity	A4: 50 sheets (90 gsm or less), B4 or larger: 30 sheets (90 gsm or less)
	Paper Size	Max: A3, 11 x 17"; Min: B5 LEF
	Position	Single stapling (Front/Angled)
Dimensions / Weight	W 559 x D 448 x H 246 mm, 12 kg	

*1: Documents may not be printed correctly depending on usage conditions. (52 - 55 gsm) *2: 64 gsm paper.
*3: When larger size sheets are stacked on top of smaller size sheets.
Note: The unit cannot be installed on DocuCentre-V C7775/C6675/C5575/C4475.

Finisher-B1 (Optional)

Item	Description	
Type	Sort (Offset available) / Stack (Offset available)	
Paper Size* ¹	Max: A3, 11 x 17"; Min: B5 LEF	
Paper Weight* ²	52 - 220 gsm	
Paper Capacity* ³	[Without Stapling] A4: 2000 sheets; B4 or larger: 1000 sheets; Mixed Size Stacking* ⁴ : 300 sheets [With Stapling] A4: 100 copies or 1000 sheets* ⁵ , B4 or larger: 75 copies or 750 sheets [With Booklet Finishing]* ⁶ 50 copies or 600 sheets [With Scoring]* ⁶ 500 sheets	
Staple	Capacity	50 sheets (90 gsm or less)
	Paper Size	Max: A3, 11 x 17"; Min: B5 LEF
	Position	Single stapling (Front/Angled, Back/Straight) or dual stapling (Parallel)
Punch* ⁷	Number of Holes	2 / 4 hole punch or 2 / 3 hole punch (US Specifications)
	Paper Size	A3, 11 x 17"; B4, A4, A4 LEF, Letter, Letter LEF, B5 LEF
	Paper Weight	55 - 200 gsm
Booklet Finishing* ⁶	Capacity	Saddle Staple: 15 sheets; Scoring: 5 sheets
	Paper Size	Max: A3, 11 x 17"; Min: A4, Letter
	Paper Weight	Saddle Staple: 64 - 80 gsm, Scoring: 64 - 105 gsm
Dimensions* ⁸ / Weight	W 620 x D 552 x H 987 mm, 28 kg With Booklet Finisher: W 620 x D 597 x H 1057 mm, 37 kg	

*1: Paper in the sizes larger than A3 or 11 x 17" or smaller than B5 are delivered to the Center Tray.
*2: Documents may not be printed correctly depending on usage conditions. (52 - 55 gsm) *3: 64 gsm paper.
*4: When larger size sheets are stacked on top of smaller size sheets. *5: 75 sets or 750 sheets with dual stapling. *6: The Booklet Finishing function requires the Booklet Maker Unit for Finisher-B1. After a job with the Booklet Finishing function specified has been output, the next job may not be delivered until the sheets are removed from the output tray. Also, if larger size sheets are stacked on top of smaller size sheets after a job with the Booklet Finishing function specified has been run, the next job may not be delivered until the sheets are removed from the output tray. *7: The Punch function requires the 2/4 Hole Punch Kit for Finisher-B1 or US 2/3 Hole Punch Kit for Finisher-B1. *8: Inner connector within the body is excluded.
Note: The unit cannot be installed on DocuCentre-V C7775/C6675.

Folder Unit CD1 (Optional)

Item	Description	
Paper Size	Z Fold Half Sheet	A3, 11 x 17", B4
	Tri-fold	A4, Letter
Paper Weight	Z Fold Half Sheet	60 - 90 gsm
	Tri-fold	60 - 90 gsm
Paper Capacity* ¹	Tri-fold	40 sheets
Power Source* ² / Power consumption	AC220-240 V +/- 10%, 0.6A, 50/60 Hz common, 144 W or less	
Dimensions / Weight	W 232 x D 726 x H 991 mm, 53 kg or less	

*1: 64 gsm paper *2: Power supply separate from the main unit is required.

C3 Finisher (Optional)

Item	Description	
Type	Output Tray	Sort / Stack
	Finishing Tray	Sort (Offset available) / Stack (Offset available)
Paper Size* ¹	Output Tray	Max: 12 x 19" (305 x 483 mm), Min: Postcard (100 x 148 mm)
	Finishing Tray	Max: 12 x 19" (305 x 483 mm), Min: B5
Paper Weight* ²	Output Tray	52 - 300 gsm
	Finishing Tray	52 - 300 gsm
Paper Capacity* ³	Output Tray	500 sheets (A4)
	Finishing Tray	[Without Stapling] A4: 3000 sheets; B4 or larger: 1500 sheets; Mixed Size Stacking* ⁴ : 300 sheets [With Stapling] A4: 200 sets or 3000 sheets; B4 or larger: 100 sets or 1500 sheets; Mixed Size Stacking* ⁴ : 70 sets or 200 sheets
Staple	Capacity	50 sheets (90 gsm or less)* ⁵
	Paper Size	Max: A3, 11 x 17"; Min: B5
	Position	Single stapling (front/back, angled), dual stapling (parallel)
Punch	Number of Holes	2 / 4 hole punch or 2 / 3 hole punch (US Specifications)
	Paper Size	A3, 11 x 17", B4, A4* ⁶ , A4 LEF, Letter* ⁶ , Letter LEF, B5 LEF, 7.25 x 10.5", 8 x 10", 16K, Cover A4, 9 x 11", 215 x 315 mm, 8.5 x 13", Legal (8.5 x 14"), 11 x 15", 8K
	Paper Weight	52 - 200 gsm
Dimensions* ⁷ / Weight	W 730 x D 589 x H 1056 mm, 44 kg W 965 x D 726 x H 1056 mm, 98 kg (when Folder Unit CD1 and Punch Unit are installed)	

*1: Paper less than B5 size is delivered from the Center Tray. *2: Documents may not be printed correctly depending on usage conditions. (52 - 55 gsm) *3: 64 gsm paper. *4: When larger size sheets are stacked on top of smaller size sheets. *5: Up to 65 sheets can be stapled when the C3 Finisher Staple Unit 65 Sheets is installed. However, depending on the paper type, incorrect stapling such as uneven edge alignment of sets may occur. *6: 3-hole punch is not applicable. *7: Inner connector within the body is excluded.
Note: C3 Finisher requires Transport Unit H1.

C3 Finisher with Booklet Maker (Optional)

Item	Description	
Type	Output Tray	Sort/Stack
	Finishing Tray	Sort (Offset available) / Stack (Offset available)
	Booklet Tray	Sort/Stack
Paper Size* ¹	Output Tray	Max: 12 x 19" (305 x 483 mm); Min: Postcard
	Finishing Tray	Max: 12 x 19" (305 x 483 mm); Min: B5
	Booklet Tray	Max: 12 x 18" (305 x 457 mm); Min: B5
Paper Weight* ²	Output Tray	52 - 300 gsm
	Finishing Tray	52 - 300 gsm
	Booklet Tray	60 - 105 gsm* ³
Paper Capacity* ⁴	Output Tray	500 sheets (A4)
	Finishing Tray	[Without Stapling] A4: 1500 sheets; B4 or larger: 1500 sheets; Mixed Size Stacking* ⁵ 300 sheets [With Stapling] A4: 200 sets or 1500 sheets; B4 or larger: 100 sets or 1500 sheets; Mixed Size Stacking* ⁵ : 70 sets or 200 sheets
	Booklet Tray	20 copies* ⁶
Staple	Capacity	50 sheets (90 gsm or less)* ⁷
	Paper Size	Max: A3, 11 x 17"; Min: B5 LEF
	Position	Single stapling (front/back, angled), dual stapling (parallel)
Punch	Number of Holes	2 / 4 hole punch or 2 / 3 hole punch (US Specifications)
	Paper Size	A3, 11 x 17", B4, A4* ⁸ , A4 LEF, Letter* ⁸ , Letter LEF (8.5 x 11"), B5 LEF, 7.25 x 10.5", 8 x 10", 16K, Cover A4, 9 x 11", 215 x 315 mm, 8.5 x 13", Legal (8.5 x 14"), 11 x 15", 8K
	Paper Weight	52 - 200 gsm
Booklet Finishing	Capacity	Saddle Staple: 16 sheets* ⁹ ; Fold: 5 sheets; Single Fold: 1 sheet
	Paper Size	Max: SRA3 (320 x 450 mm), 12 x 18" (305 x 457 mm); Min: B5
	Paper Weight	Saddle Staple: 60 - 105 gsm* ¹⁰ * ¹¹ ; Middle-Fold: 60 - 105 gsm* ¹⁰ ; Single Fold: 60 - 105 gsm
Dimensions* ¹² / Weight	W 790 x D 589 x H 1056 mm, 61 kg W 1,025 x D 726 x H 1056 mm, 115 kg (when Folder Unit CD1 and Punch Unit are installed)	

*1: Paper less than B5 size is delivered from the Center Tray. *2: Documents may not be printed correctly depending on usage conditions. (52 - 55 gsm) *3: Cover sheets can be up to 256 gsm. *4: 64 gsm paper.
*5: When larger size sheets are stacked on top of smaller size sheets. *6: When the output paper size is the same. *7: Up to 65 sheets can be stapled when the C3 Finisher Staple Unit 65 Sheets is installed. However, depending on the paper type, incorrect stapling such as uneven edge alignment of sets may occur.
*8: 3-hole punch is not applicable. *9: Saddle Staple capacity varies depending on how heavy the cover is. Booklet may not be tightly closed depending on the size or type of the paper. *10: Covers can be up to 256 gsm (Thick Paper 2) for saddle staple during printing. *11: Printed covers can be up to 169 gsm (Thick Paper 1) for middle-fold or saddle staple during copying, while blank covers can be up to 256 gsm (Thick Paper 2). *12: Inner connector within the body is excluded.
Note: C3 Finisher with Booklet Maker requires Transport Unit H1.

Notes

- 1) If the storage media (such as hard disk drives) of the base unit fail, loss of received data, accumulated data, registered setting data, etc. may occur. In no event shall Fuji Xerox be liable for any damages whatsoever arising from loss of data.
- 2) Functional spare parts will be available for at least 7 years after the product is no longer manufactured.
- 3) The product specifications, appearance and other details in this catalog are subject to change without notice for improvements.

Other company names or product names are registered trademarks or trademarks of each company.

Reproduction Prohibitions Please note that reproduction of the following is prohibited by law : Domestic and foreign currencies, government-issued securities, and national bonds and local bond certificates. Unused postage stamps, post cards, etc. Certificate stamps stipulated by law. Reproducing works forming the subject matter of copyright (literary works, musical works, paintings, engravings, maps, cinematographic works, drawings, photographic works, etc.) is not permitted unless the reproduction is for the purpose of personal use, family use or other similar uses within a limited circle.



Adobe PostScript 3™



For Your Safety

Before using the product, read the Instruction Manual carefully for proper use. Use the product with the power source and voltage specified. Be sure to establish ground connection. Otherwise, electronic shock may result in the case of a failure or short circuit.

FUJI XEROX 

For more information or detailed product specification,
please call or visit us at

Fuji Xerox Asia Pacific Pte Ltd

80 Anson Road #37-00 Fuji Xerox Towers Singapore 079907

Tel. +65-6766-8888

<http://www.fxap.com.sg/>