

AIR LINE NETWORK



Chicago Pneumatic Air Preparation Units

Designed for maximum tool performance



Chicago Pneumatic

Offers a wider range of couplings to create the best possible solution together with Power Tools.

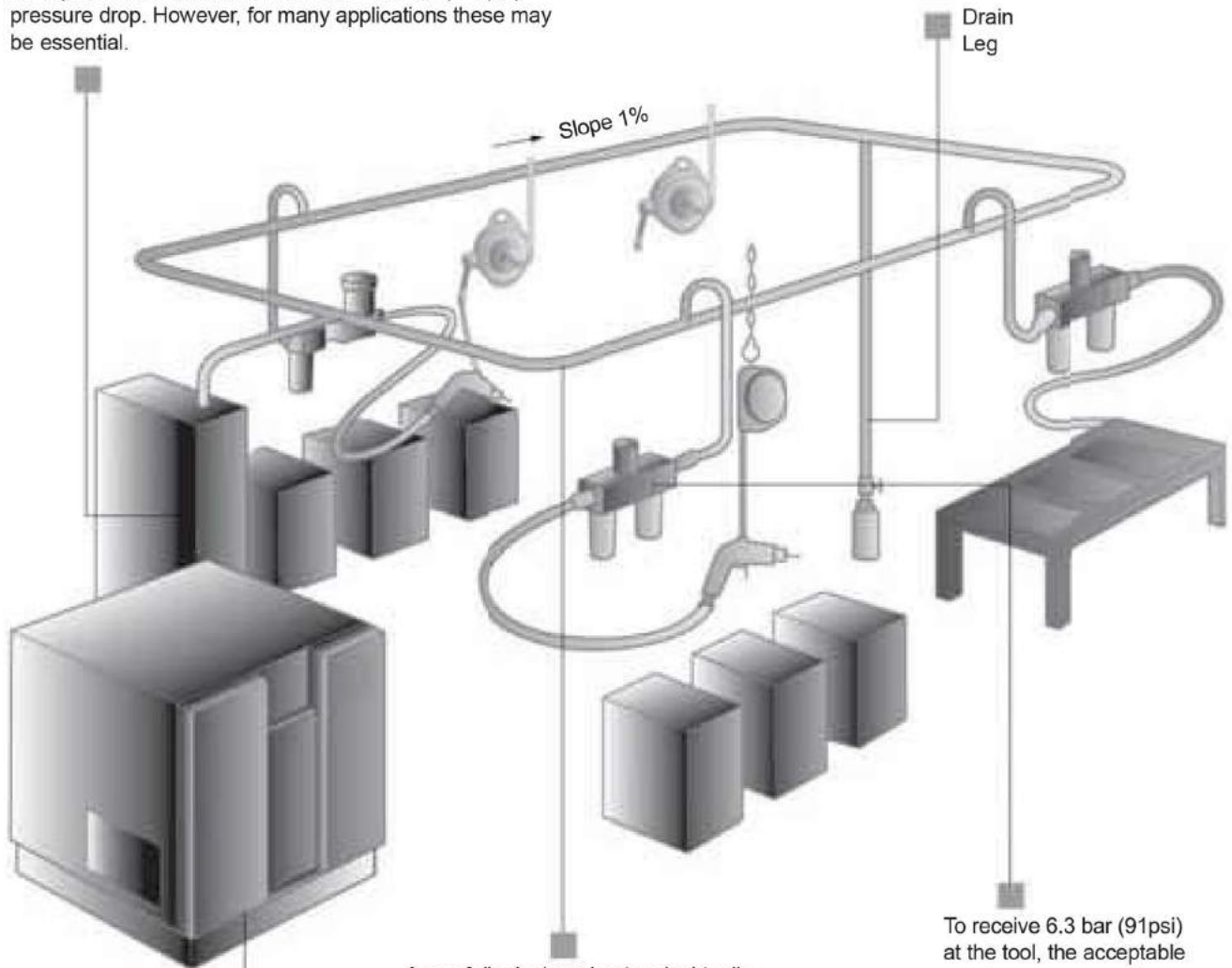


AIR LINE NETWORK

Chicago Pneumatic Air Preparation Units and Air Line accessories are designed to help you get maximum performance from your tools. They ensure minimal pressure drop and thus minimum energy loss in the air distribution system, benefiting the environment and cutting operating costs.

The lifetime of your tools will be extended by using air preparation units which can also lower repair costs and decrease downtime. A correct air installation guarantees productivity and return on investment..

Air dryers and filters can cause a 0.2 - 0.3 bar (3-4 psi) pressure drop. However, for many applications these may be essential.



A normal compressor can deliver up to 7.5 bar (109 psi) air line pressure, depending on start and stop settings.

A carefully designed network virtually eliminates pressure drop. We recommend a Ring Main layout which has a slope away from the input of 1%.

To receive 6.3 bar (91psi) at the tool, the acceptable maximum pressure drop from airline accessories is 0.6 bar (9 psi). A combination of high performance components and careful engineering will achieve this.



FILTERS, REGULATORS, LUBRICATORS



Why should you use a filter, regulator and lubricator ?

The use of a filter, regulator and lubricator (in that order) for pretool air preparation is strongly recommended by Chicago Pneumatic. Proper air preparation will result in improved tool performance and increased tool life. The units should be mounted as close to the tool as possible, preferably right where the tool hose is connected to the system. To realize their full value, these units should be checked on a regular assigned basis by maintenance workers or the operators themselves.

AIR FILTER

Filter separates impurities such as solid particles.

Not using filters in combination with air tools leads to shorter service life, higher maintenance costs and lower efficiency. Old air systems with cool dryers, for instance, generate a lot of rust and running tools without installing a filter could damage the tool in less than a week.

Chicago Pneumatic filters separate up to 98% of the water when operating within their working range. All three types (Small, Medium and Big) are very low pressure drop.

REGULATOR

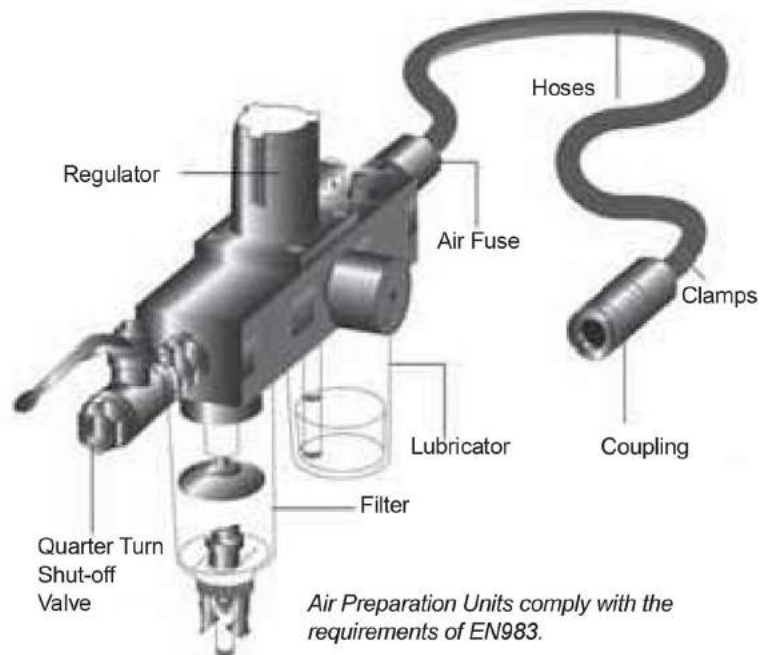
The regulator ensures that the pre-set working pressure remains constant - regardless of pressure variations in the intake air and minor variations in the airflow rate. For example, a pressure of 1 bar higher than necessary results in a 16% increase in air consumption.

Spring controlled regulators are quick acting and therefore should be used with all types of air tools.

LUBRICATORS

If lubricators are not used, tool motor vanes will need to be changed more often. The life of the vanes may decrease to as little as 1/10th of the normal working time. The oil fog lubricator is the most common type of lubricator, it supplies a mist of oil to the air hose.

DIFFERENT TYPES OF FRL	PORT SIZE IN.	AIR FLOWS AT 6 BARS L/S CFM (L/S)
Small units	1/4	Up to 19 (9)
	3/8	Up to 29.7 (14)
Medium units	1/2	Up to 78.4 (37)
Big units	1	Up to 175.9 (83)



TOOL PRESSURE	AIR CONSUMPTION
91 psi (6 bar)	100 %
101 psi (7 bar)	110 %
116 psi (8 bar)	125 %



AIR LINE NETWORK



NPT



	AIR INLET	TOOL MODEL	FRL KIT	HOSE KIT	HOSE WHIP	AIR FLEX	CLOSED HOSE REEL KIT	OPEN HOSE REEL KIT
IMPACTS								
	1/4"	1/4" CP7711	8940171944	6158112150	CA047270	8940171569	8940171990	
	3/8"	1/4" CP721/CP724H/CP7721/CP7729/CP7731/CP7727	8940171944	6158112150	CA047270	8940171569	8940171990	
	1/2"	1/4" CP7732/CP7732C/CP7736/CP7737/CP7739/CP7748/CP7749/CP7620/CP7748TL/CP726H/CP7737/CP734H/CP749/CP749-2	8940171944	6158112150	CA047270	8940171569	8940171990	
	3/4"	3/8" CP772H/CP772H-6/CP7630/CP7630-6/CP7762/CP7763/CP7763-6/CP7769/CP7769-6	8940171945	6158112410	CA049271	8940171571	8940171992	8940172000
	3/4"	1/2" CP7763D/CP7763D-6	8940171946	6158112680	6158112660	8940171567	8940171998	8940172002
	1"	3/8" CP7779/CP7773	8940171945	6158112410	CA049271	8940171571	8940171992	8940172000
	1"	1/2" CP7776/CP7776-6/CP7782/CP7782-6/CP7782-SP6/CP7783-6/CP7773D/CP7773D-6/CP7783/CP5000/CP7971/CP7778	8940171946	6158112680	6158112660	8940171567	8940171998	8940172002
BLUETORK								
	1"	3/8" All CP76xx series	8940171945	6158112410	CA049271	8940171571	8940171992	8940172000
RATCHETS								
	1/4"	1/4" CP9426/CP824/CP825/CP826	8940171944	6158112150	CA047270	8940171569	8940171990	
	3/8"	1/4" CP9427/CP824T/CP825T/CP826T/CP7830Q/CP7829/CP886/CP828	8940171944	6158112150	CA047270	8940171569	8940171990	
	1/2"	1/4" CP7830HQ/CP7829H/CP886H/CP828H	8940171944	6158112150	CA047270	8940171569	8940171990	
SCREWDRIVERS								
	Impact	1/4" CP2136/CP2141/CP2036/CP2037/CP2042	8940171944	6158112150	CA047270	8940171569	8940171990	
	DD & Positive	1/4" CP2780/CP2755/CP780/CP781/CP782/CP783	8940171944	6158112150	CA047270	8940171569	8940171990	
GRINDERS								
	High speed die grinders	1/4" CP9104Q	8940171944	6158112150	CA047270	8940171569	8940171990	
	Compact die grinders	1/4" CP875/CP876/CP91 series/CP860/CP872	8940171944	6158112150	CA047270	8940171569	8940171990	
	Angle compact grinders	1/4" CP7500D/CP91 series/CP854	8940171944	6158112150	CA047270	8940171569	8940171990	
	Composite angle grinders	1/4" CP 75 series	8940171944	6158112150	CA047270	8940171569	8940171990	
	Angle grinders	3/8" CP9123/CP857	8940171945	6158112410	CA049271	8940171571	8940171992	8940172000
SANDERS								
	Pistol	1/4" CP9778 / CP72 series	8940171944	6158112150	CA047270	8940171569	8940171990	
	Angle	1/4" CP 72series	8940171944	6158112150	CA047270	8940171569	8940171990	
	Orbital / jitterbug	1/4" CP72 series / CP35 series	8940171944	6158112150	CA047270	8940171569	8940171990	
	Belt sanders	1/4" CP858/CP9779/CP9780	8940171944	6158112150	CA047270	8940171569	8940171990	
HAMMERS								
	Hammers	1/4" CP7111/CP7110/CP7150/CP714/CP717	8940171944	6158112150	CA047270	8940171569	8940171990	
	Needle scalers	1/4" CP7115/CP7120/CP7125	8940171944	6158112150	CA047270	8940171569	8940171990	
DRILLS								
	Pistol	1/4" CP7300/CP785/CP789	8940171944	6158112150	CA047270	8940171569	8940171990	
	Straight	1/4" CP887	8940171944	6158112150	CA047270	8940171569	8940171990	
	Angle	1/4" CP879	8940171944	6158112150	CA047270	8940171569	8940171990	
	Pistol	1/4" CP9285/CP9286/CP9287/CP9288/CP9789/CP9790/CP9791/CP9792	8940171944	6158112150	CA047270	8940171569	8940171990	
SPECIALTY TOOLS								
	Saw	1/4" CP7900/CP7901/CP881	8940171944	6158112150	CA047270	8940171569	8940171990	
	Tire buffer	1/4" CP871/CP873	8940171944	6158112150	CA047270	8940171569	8940171990	
	cutter/nibbler	1/4" CP874/CP9116/CP835/CP9882/CP861	8940171944	6158112150	CA047270	8940171569	8940171990	
	Others	1/4" CP9705/CP710/CP9885/CP9710/CP9882/CP9883/CP9884/CP785	8940171944	6158112150	CA047270	8940171569	8940171990	





BSP



	AIR INLET	TOOL MODEL	FRL KIT	HOSE KIT	HOSE WHIP	AIR FLEX	CLOSED HOSE REEL KIT	OPEN HOSE REEL KIT
IMPACTS								
	1/4"	1/4" CP7711	8940171927	6158046290	6158111920	8940171568	8940171991	
	3/8"	1/4" CP721/CP724H/CP7721/CP7723/CP7731/CP7727	8940171927	6158046290	6158111920	8940171568	8940171991	
	1/2"	1/4" CP7732/CP7732C/CP7736/CP7737/CP7739/CP7748/CP7749/CP7620/CP7748TL/CP726H/CP7737/CP734H/CP749/CP749-2	8940171927	6158046290	6158111920	8940171568	8940171991	
	3/4"	3/8" CP772H/CP772H-6/CP7630/CP7630-6/CP7762/CP7763/CP7763-6/CP7769/CP7769-6	8940171928	6158112390	6158112640	8940171570	8940171993	8940172001
	3/4"	1/2" CP7763D/CP7763D-6	8940171929	6158112670	6158112650	8940171566	8940171999	8940172003
	1"	3/8" CP7779/CP7773	8940171928	6158112390	6158112640	8940171570	8940171993	8940172001
	1"	1/2" CP7776/CP7776-6/CP7782/CP7782-6/CP7782-SP6/CP7783-6/CP7773D/CP7773D-6/CP7783/CP5000/CP791/CP7778	8940171929	6158112670	6158112650	8940171566	8940171999	8940172003
BLUETORK								
	1"	3/8" All CP76xx series	8940171928	6158112390	6158112640	8940171570	8940171993	8940172001
RATCHETS								
	1/4"	1/4" CP9426/CP824/CP825/CP826	8940171927	6158046290	6158111920	8940171568	8940171991	
	3/8"	1/4" CP9427/CP824T/CP825T/CP826T/CP7830Q/CP7829/CP866/CP828	8940171927	6158046290	6158111920	8940171568	8940171991	
	1/2"	1/4" CP7830HQ/CP7829H/CP886H/CP828H	8940171927	6158046290	6158111920	8940171568	8940171991	
SCREWDRIVERS								
	Impact	1/4" CP2136/CP2141/CP2036/CP2037/CP2042	8940171927	6158046290	6158111920	8940171568	8940171991	
	DD & Positive	1/4" CP2780/CP2755/CP780/CP781/CP782/CP783	8940171927	6158046290	6158111920	8940171568	8940171991	
GRINDERS								
	High speed die grinders	1/4" CP9104Q	8940171927	6158046290	6158111920	8940171568	8940171991	
	Compact die grinders	1/4" CP875/CP876/CP91 series/CP860/CP872	8940171927	6158046290	6158111920	8940171568	8940171991	
	Angle compact grinders	1/4" CP7500D/CP91 series/CP854	8940171927	6158046290	6158111920	8940171568	8940171991	
	Composite angle grinders	1/4" CP 75 series	8940171927	6158046290	6158111920	8940171568	8940171991	
	Angle grinders	3/8" CP9123/CP857	8940171928	6158112390	6158112640	8940171570	8940171993	8940172001
SANDERS								
	Pistol	1/4" CP9778 / CP72 series	8940171927	6158046290	6158111920	8940171568	8940171991	
	Angle	1/4" CP 72series	8940171927	6158046290	6158111920	8940171568	8940171991	
	Orbital / jitterbug	1/4" CP72 series / CP35 series	8940171927	6158046290	6158111920	8940171568	8940171991	
	Belt sanders	1/4" CP858/CP9779/CP9780	8940171927	6158046290	6158111920	8940171568	8940171991	
HAMMERS								
	Hammers	1/4" CP7111/CP7110/CP7150/CP714/CP717	8940171927	6158046290	6158111920	8940171568	8940171991	
	Needle scalars	1/4" CP7115/CP7120/CP7125	8940171927	6158046290	6158111920	8940171568	8940171991	
DRILLS								
	Pistol	1/4" CP7300/CP785/CP789	8940171927	6158046290	6158111920	8940171568	8940171991	
	Straight	1/4" CP887	8940171927	6158046290	6158111920	8940171568	8940171991	
	Angle	1/4" CP879	8940171927	6158046290	6158111920	8940171568	8940171991	
	Pistol	1/4" CP9285/CP9286/CP9287/CP9288/CP9789/CP9790/CP9791/CP9792	8940171927	6158046290	6158111920	8940171568	8940171991	
SPECIALTY TOOLS								
	Saw	1/4" CP7900/CP7901/CP881	8940171927	6158046290	6158111920	8940171568	8940171991	
	Tire buffer	1/4" CP871/CP873	8940171927	6158046290	6158111920	8940171568	8940171991	
	cutter/nibbler	1/4" CP874/CP9116/CP835/CP9882/CP861	8940171927	6158046290	6158111920	8940171568	8940171991	
	Others	1/4" CP9705/CP710/CP9885/CP9710/CP9882/CP9883/CP9884/CP785	8940171927	6158046290	6158111920	8940171568	8940171991	



AIR PREPARATION UNITS

FEATURES AND BENEFITS

- High air flow capacity: up to 220 cfm (104 l/s) to cover most of the pneumatic tool needs. Available in kits: 1/4", 1/2", 3/4", BSP or NPT, 2 or 3 stages units or individual units. Durable design including quick release bayonet metal bowls for rough working environments.
- (1) Liquid level indicator on the bowls for improved reading.
- (2) Filter with 5µm element pre-installed to optimize the air cleaning and with automatic drain valve.
- (3) Supplied with metal pressure gauge 0-10 bar (0-145 PSI) with metric and imperial scales.

- (4) 145 – 245 PSI (10-17 bar) inlet / outlet max. pressure.
- (5) Micro fog lubricator to optimize the air/oil ratio
- (6) Automatic drain valve
- (7) Manual drain



Max air flow Δ 14.5 PSI (1 bar)



ATTRIBUTES	METALLIC FRL	COMPOSITE FRL
Max air flow	50 l/s	44 l/s
Max pressure	17 bar	15 bar
Oil capacity	201 ml	125 ml
Max size	Up to 3/4"	Up to 1/2"
Filter element	5µm	5µm
Level indicators	✓	✗
Drain valve water	Automatic	Semi auto matic
Drain valve oil	Manual	✗
Bowls material	Metallic	Polycarbonate
Solvent resistance	✓	✗
frame for outdoor use	✓	✗
structures possible	2 Stage - 3 stage	2 Stage
Main applications	Foundries, shipyards, oil&gas, heavy machinery	Vehicle service, Small industry



FILTER-REGULATOR LUBRICATOR WITH PRESSURE GAUGE (0-150PSI - 0-10 BAR)	THREAD	MAX. AIR FLOW		MAX. PRESSURE Inlet (psi/bar)	OIL CAPACITY		PART NUMBER	
		in.	cfm		l/s	oz	ml	NPT
METALLIC 2 STAGE	1/4 G	24	11	150/10	3.4	100	894 016 8515	894 016 8478
METALLIC 2 STAGE	1/2 G	110	50	246/17	6.8	201	894 016 8517	894 016 8480
METALLIC 2 STAGE	3/4 G	220	100	246/17	6.8	201	894 016 8519	894 016 8483
METALLIC 3 STAGE	1/4 G	24	11	150/10	3.4	100	894 016 8516	894 016 8479
METALLIC 3 STAGE	1/2 G	110	50	246/17	6.8	201	894 016 8518	894 016 8481
METALLIC 3 STAGE	3/4 G	220	100	246/17	6.8	201	894 016 8520	894 016 8484
COMPOSITE - 2 STAGE	1/4 G	74	34	213/14	4.2	125	894 017 1944	894 017 1927
COMPOSITE - 2 STAGE	3/8 G	76	35	213/14	4.2	125	894 017 1945	894 017 1928
COMPOSITE - 2 STAGE	1/2 G	96	44	213/15	4.2	125	894 017 1946	894 017 1929

Included with the units: Filter 5µm, Pressure gauge 0-150 psi - 0-10 bar, Microfog lubricator, Automatic drain valve



FILTER UNIT	THREAD	PART NUMBER	
		in.	NPT
1 STAGE	1/4 G	894 016 9091	894 016 9090
1 STAGE	1/2 G	894 016 9099	894 016 9098
1 STAGE	3/4 G	894 016 9107	894 016 9106



LUBRICATOR UNIT	THREAD	PART NUMBER	
		in.	NPT
1 STAGE	1/4 G	894 016 9095	894 016 9094
1 STAGE	1/2 G	894 016 9103	894 016 9102
1 STAGE	3/4 G	894 016 9111	894 016 9110



REGULATOR UNIT	THREAD	PART NUMBER	
		in.	NPT
1 STAGE	1/4 G	894 016 9093	894 016 9092
1 STAGE	1/2 G	894 016 9101	894 016 9100
1 STAGE	3/4 G	894 016 9109	894 016 9108



FILTER-REGULATOR	THREAD	PART NUMBER	
		in.	NPT
1 STAGE	1/4 G	894 016 9097	894 016 9096
1 STAGE	1/2 G	894 016 9105	894 016 9104
1 STAGE	3/4 G	894 016 9113	894 016 9112



PRESSURE GAUGE	SIZE		Ø	MAX PRESSURE	PART NO.
	in.	mm			
1/8" - 0-10	1/8"G	1.57	40	150 PSI (10bar)	894 016 9178
1/8" - 0-10	1/8"NTP	1.57	40	150 PSI (10bar)	894 016 9179
1/8" - 0-10	1/8"G	1.97	50	150 PSI (10bar)	894 016 9180
1/8" - 0-10	1/8"NTP	1.97	50	150 PSI (10bar)	894 016 9181



SPRAY PAINT UNIT	PART NUMBER
Filter 0.01µM	894 017 0472



FRL PORTABLE STAND	PART NUMBER
FRL PORTABLE STAND FOR 1/2" METRIC METALLIC FRL	615 812 0450



Lubrication see page 142

THE FLEXIBILITY OF AIR FLEX



THE NEW CP AIR FLEX MAKES ALL RIGID HOSES FLEXIBLE AND MULTI-DIRECTIONAL.

Easy: less effort due to hose rigidity, makes work easier in hard to reach areas.

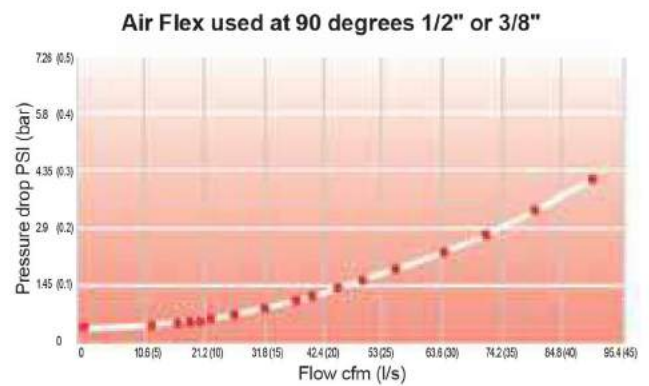
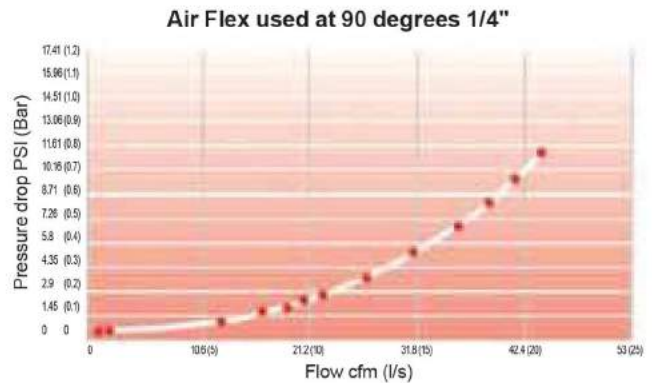

Less wear: no more premature hose wear.

Comfort and safety: no twisting, the hose remains in the ideal working position.

CP AIR FLEX RANGE*



DIMENSIONS



MODEL	PART NUMBER	MAX RECOMMENDED AIR FLOW		FEMALE INLET	MALE INLET	WEIGHT		LENGTH		OUTSIDE DIAMETER	
		cfm	l/s			in.	in.	lb	g	in.	mm
BSP											
AIR FLEX 1/4"	894 017 1568	25	12	1/4	1/4	0,17	79	2,63	67	0,94	24,0
AIR FLEX 1/4" WITH COVER	894 017 2156	25	12	1/4	1/4	0,17	79	2,63	67	0,94	24,0
AIR FLEX 3/8"	894 017 1570	74	35	3/8	3/8	0,28	126	3,23	82	1,16	29,5
AIR FLEX 1/2"	894 017 1566	74	35	1/2	1/2	0,29	132	3,23	82	1,16	29,5
NPT											
AIR FLEX 1/4"	894 017 1569	25	12	1/4	1/4	0,17	79	2,63	67	0,94	24,0
AIR FLEX 1/4" WITH COVER	894 017 2157	25	12	1/4	1/4	0,17	79	2,63	67	0,94	24,0
AIR FLEX 3/8"	894 017 1571	74	35	3/8	3/8	0,28	126	3,23	82	1,16	29,5
AIR FLEX 3/8" WITH COVER	894 017 3701	74	35	3/8	3/8	0,28	126	3,23	82	1,16	29,5
AIR FLEX 1/2"	894 017 1567	74	35	1/2	1/2	0,29	132	3,23	82	1,16	29,5
AIR FLEX 1/2" HIGH CAPACITY	894 017 5305	110	52	1/2	1/2	0,73	330	4,48	114	1,53	39

* Not recommended for percussive tools



AIR LINE NETWORK

ERGONOMIC FEATURES FOR AN OPTIMAL COMFORT



FOR OPEN HOSE REEL TYPES SEE BELOW CHART



RATCHET SPRING

Provides easy locking and retracting of hose

SWIVEL-PLATE BRACKET

Allows 180° movement for easier hose handling

MULTI DIRECTIONAL SWIVEL-INLET

Easy connection fixed pipes

MOVABLE RETAINING BALL

Allows easy adjustment of leader hose to desired length

APPLICATIONS



Light and heavy vehicle maintenance



Industrial maintenance and production



Off-road maintenance applications

CP HOSE REEL SELECTION CRITERIA

- ✓ **First Consider the application and pressure requirements.** NOTE: All our hose reel work at max working pressure 217psi (15bar)
- ✓ **Next determine the ID (Inside diameter) requirement for the hose (TIP: Always check the hose ID recommended for each tool in the catalogue/online catalogue)**
- ✓ **Then select length of the hose reel and material of hose depending on the work environment.**

IMPROVED DURABILITY



QUALITY & SAFETY TESTED

The most durable hose reel range ever offered by Chicago Pneumatic



RUBBER PROTECTION

Avoids any stress on the crimping



NEW CRIMPING SYSTEM

Maximum quality for maximum robustness



RATCHET SPRING

Outside access for quick and low cost maintenance



HIGHLY-INCREASED PARTS QUALITY

Long-lasting parts Fully repairable



DRUM SPRING

Up to 25000 cycles Superior durability

CP HOSE REELS RANGE COMPLETE

HOSE Ø: 5/16" (8 MM)

Working Pressure 217psi / 15bar - Working Temperature - 14°F+140°F /-10°C+60°C

MODEL	PART NUMBER	HOSE Ø INSIDE	HOSE Ø OUTSIDE	HOSE LENGTH	HOSE MATERIAL	INCOMING FITTING	END HOSE FITTING	HOSE REEL MATERIAL	FLUID TYPE	HOSE REEL TYPE
NPT HR8108	894 017 1990	5/16" (8 mm)	1/2" (12mm)	33ft (10m)	PU	1/4" F SWIVELLING	1/4" M FIX	PLASTIC	AIR	CLOSED
BSP HR8108	894 017 1991	5/16" (8 mm)	1/2" (12mm)	33ft (10m)	PU	1/4" F SWIVELLING	1/4" M FIX	PLASTIC	AIR	CLOSED
NPT HR8208	894 017 1994	5/16" (8 mm)	1/2" (12mm)	33ft (10m)	KPU	1/4" F SWIVELLING	1/4" M FIX	ALUMINIUM	AIR/WATER	CLOSED
BSP HR8208	894 017 1995	5/16" (8 mm)	1/2" (12mm)	33ft (10m)	KPU	1/4" F SWIVELLING	1/4" M FIX	ALUMINIUM	AIR/WATER	CLOSED

HOSE Ø: 3/8" (10 MM)

Working Pressure 217psi / 15bar - Working Temperature - 14°F+140°F /-10°C+60°C

MODEL	PART NUMBER	HOSE Ø INSIDE	HOSE Ø OUTSIDE	HOSE LENGTH	HOSE MATERIAL	INCOMING FITTING	END HOSE FITTING	HOSE REEL MATERIAL	FLUID TYPE	HOSE REEL TYPE
NPT HR8110	894 017 1992	3/8" (10mm)	9/16" (14mm)	52.5ft (16m)	PU	3/8" F SWIVELLING	3/8" M FIX	PLASTIC	AIR	CLOSED
BSP HR8110	894 017 1993	3/8" (10mm)	9/16" (14mm)	52.5ft (16m)	KPU	3/8" F SWIVELLING	3/8" M FIX	PLASTIC	AIR	CLOSED
NPT HR8210	894 017 1996	3/8" (10mm)	9/16" (14mm)	52.5ft (16m)	KPU	3/8" F SWIVELLING	3/8" M FIX	ALUMINIUM	AIR/WATER	CLOSED
BSP HR8210	894 017 1997	3/8" (10mm)	9/16" (14mm)	52.5ft (16m)	KPU	3/8" F SWIVELLING	3/8" M FIX	ALUMINIUM	AIR/WATER	CLOSED
NPT HR9110	894 017 2000	3/8" (10mm)	9/16" (14mm)	65.6ft (20m)	KPU	1/2" F 90° TURN	3/8" M FIX	STEEL STRUCTURE PLASTIC DRUM	AIR/WATER	OPEN
BSP HR9110	894 017 2001	3/8" (10mm)	9/16" (14mm)	65.6ft (20m)	KPU	1/2" F 90° TURN	3/8" M FIX	STEEL STRUCTURE PLASTIC DRUM	AIR/WATER	OPEN

HOSE Ø: 1/2" (13 MM)

Working Pressure 217psi / 15bar - Working Temperature - 14°F+140°F /-10°C+60°C

MODEL	PART NUMBER	HOSE Ø INSIDE	HOSE Ø OUTSIDE	HOSE LENGTH	HOSE MATERIAL	INCOMING FITTING	END HOSE FITTING	HOSE REEL MATERIAL	FLUID TYPE	HOSE REEL TYPE
NPT HR8113	894 017 1998	1/2" (13mm)	11/16" (17mm)	52.5ft (16m)	KPU	1/2" F SWIVELLING	1/2" M FIX	PLASTIC	AIR	CLOSED
BSP HR8113	894 017 1999	1/2" (13mm)	11/16" (17mm)	52.5ft (16m)	KPU	1/2" F SWIVELLING	1/2" M FIX	PLASTIC	AIR	CLOSED
NPT HR9113	894 017 2002	1/2" (13mm)	11/16" (17mm)	49ft (15m)	KPU	1/2" F 90° TURN	1/2" M FIX	STEEL STRUCTURE PLASTIC DRUM	AIR/WATER	OPEN
BSP HR9113	894 017 2003	1/2" (13mm)	11/16" (17mm)	49ft (15m)	KPU	1/2" F 90° TURN	1/2" M FIX	STEEL STRUCTURE PLASTIC DRUM	AIR/WATER	OPEN
BSP HR 9213	894 017 3324	1/2" (13mm)	13/16" (20.5mm)	49ft (15m)	RUBBER	1/2" F 90° TURN	1/2" M FIX	STEEL STRUCTURE PLASTIC DRUM	AIR/WATER	OPEN
NPT HR9213	894 017 3325	1/2" (13mm)	13/16" (20.5mm)	49ft (15m)	RUBBER	1/2" F 90° TURN	1/2" M FIX	STEEL STRUCTURE PLASTIC DRUM	AIR/WATER	OPEN



CHICAGO PNEUMATIC OFFERS THE HIGHEST QUALITY OF RUBBER AND POLYURETHANE HOSES IN THE INDUSTRIAL LINE TO COVER THE DIFFERENT NEEDS OF APPLICATIONS WITH POWER TOOLS

THE EFFI MAX SERIES IS DESIGNED WITH SPECIAL FEATURES SUCH AS LOW WEIGHT AND FLEXIBILITY, TO MEET THE HIGHEST ERGONOMIC DEMANDS, AS WELL AS ANTISTATIC FOR APPLICATIONS WITH ESD DEMANDS.



HOSES

HOSE RECOMMENDATIONS

DESCRIPTION	EFFI MAX	POLYURETHAN	RUBBER
Flexibility	++	++	+
Lightweight	++	++	+
Outdoor	+++	+	+++
Spark resistant	+++	-	+++
Rough environment	+++	++	+++
Antistatic	+++	-	+++
Temperature range	-40 to +194F° -40 to +90°C	-22 to +176F° -30 to +80°C	-40 to +194F° -40 to +90°C



At recommended air flow the pressure drop is 2.9 PSI / 0.2bar with a hose length of 16 ft / 5m. Recommendation is to upgrade one size in diameter for every 32.8 ft / 10m of hose length.

EFFI SERIES

CP EFFI is a unique premium line of hoses designed with special features such as antistatic, extreme low weight, resistance and durability that will help the operator to maximize the tool productivity.

EFFI MAX HOSES

Ideal for generic grinding applications

- Extreme low weight
- Antistatic
- Rubber hose
- Soft and flexible
- Welding spatter resistant



DIMENSIONS (IDXOD)		LENGTH		MAX WORKING PRESSURE	AIR FLOW		WEIGHT PER 65.6 FT / 20M		PART NUMBER
in. ID	mm	ft	m	PSI (bar)	cfm	l/s	lb	kg	
3/8	16x22.5	9.8	3	232 (16)	91.1	43	1	0.5	615 813 2080
3/8	9.5x12.5	65.6	20	232 (16)	27.6	13	6.4	2.9	894 016 9921
1/2	13x18.6	65.6	20	232 (16)	44.5	21	8.6	3.9	615 810 9000
5/8	16x22.5	65.6	20	232 (16)	91.1	43	10.6	4.8	615 810 9010
3/4	20x26.1	65.6	20	232 (16)	159	75	11.9	5.4	615 810 9020
1/2	13x18,6	164	50	232 (16)	44.5	21	21.5	9,75	615 813 0680
5/8	16x22,5	164	50	232 (16)	91.1	43	26.5	12	615 813 0690
3/4	20x26,1	164	50	232 (16)	159	75	29.75	13.5	615 813 0700

Standard quality hose in PUR and Rubber will provide the best quality product for the price for optimized work with pneumatic tools.

RUBBER HOSES

Ideal for the most demanding tasks in construction, mining, shipyards, foundries etc.

- Durable
- Antistatic
- Grinding and welding spatter resistant



DIMENSIONS (IDXOD)		LENGTH		MAX WORKING PRESSURE	AIR FLOW		WEIGHT PER 96 FT / 30M		PART NUMBER
in. ID	mm	ft	m	PSI (bar)	cfm	l/s	lb	kg	
3/8	10x16	65.6	20	232 (16)	27.5	13	7.9	3.6	615 810 8640
1/2	12.5x19.1	65.6	20	232 (16)	44.5	21	10.4	4.7	615 810 8650
5/8	16x23	65.6	20	232 (16)	91.1	43	13.4	6.1	615 810 8660
3/4	20x26.6	65.6	20	232 (16)	159	75	17.2	7.8	615 810 8680
1	25x34	65.6	20	232 (16)	265	125	26.0	11.8	615 810 8700

POLYURETHANE HOSES

Ideal for heavy duty applications for indoor and outdoor use

- Oil resistant
- Flexible
- Long service life
- PVC free: Environment friendly



DIMENSIONS (IDXOD)		LENGTH		MAX WORKING PRESSURE	AIR FLOW		WEIGHT PER 82 FT / 25M		PART NUMBER
in. ID	mm	ft	m	PSI (bar)	cfm	l/s	lb	kg	
1/4	6.5x10	82	25	290 (20)	8.5	4.0	2.9	1.3	615 804 6230
5/16	8x12	82	25	290 (20)	15.9	7.5	4.8	2.2	615 804 6240
3/8	9.5x13	82	25	232 (16)	27.5	13.0	5.5	2.5	615 804 6250
1/2	13x18	82	25	188 (13)	44.5	21.0	8.8	4.0	615 804 6260



HOSES

HOSE KITS



Hose kits are equipped with end thread fittings and available in short length, ready to connect and use.

DIMENSIONS (IDXOD)		MALE		LENGTH		PART NUMBER		HOSE MATERIAL
in.	ID	mm	in.	ft	m	NPT	BSP	
1/4	6.5x10	1/4	26.2	8	615 811 2130	615 804 6270	PU	
5/16	8x12	1/4	26.2	8	615 811 2140	615 804 6280	PU	
3/8	10x13	1/4	26.2	8	615 811 2150	615 804 6290	PU	
3/8	10x13	3/8	26.2	8	615 811 2400	615 811 2380	PU	
1/2	13x18	1/2	26.2	8	615 811 2160	615 804 6300	PU	
1/2	13x18	3/8	26.2	8	615 811 2410	615 811 2390	PU	
5/8	16x23	1/2	26.2	8	615 811 2680	615 811 2670	Rubber	

EFFI MAX WHIPS



Always use a hose whip between the tool and the air supply hose. It provides safety and longer tool air inlet life.



HOSE DIAM.		THREAD SIZE		HOSE LENGTH		PART NUMBER	
in.	mm	in.	ft	m	NPT	BSP	
3/8	10	1/4	2.0	0.6	CA047270	615 811 1920	
1/2	13	3/8	2.0	0.6	CA049271	615 811 2640	
1/2	13	1/2	2.0	0.6	CA049270	615 811 1930	
5/8	16	1/2	2.0	0.6	615 811 2660	615 811 2650	

POLYURETHANE SPIRAL HOSE

Spiral hose are ideal for tools used at varying distances. Vertically or horizontally. Together a balancer and spiral hose configuration, it is a step forward in ergonomics. Equipped with a swivel fitting (except the 11x16), they can be easily connected directly to the tool without hose twist.

- Self retractable
- Light and flexible
- Strong and durable



DIMENSIONS (IDXOD)		MALE THREADS		WORKING LENGTH		LENGTH			PART NUMBER	
in.	ID	mm	in.	ft	m	A	B	C	NPT	BSP
						in. (mm)	in. (mm)	in. (mm)		
1/4	5x8	1/4	6.6	2	19.7 (500)	6.3 (160)	5.9 (150)			615 804 6310
1/4	5x8	1/4	13.1	4	19.7 (500)	12.6 (320)	5.9 (150)			615 804 6320
1/4	5x8	1/4	19.7	6	19.7 (500)	18.5 (470)	5.9 (150)			615 804 6330
1/4	5x8	1/4	26.2	8	19.7 (500)	24.4 (620)	5.9 (150)			615 804 6340
1/4	6.5x10	1/4	6.6	2	19.7 (500)	5.5 (140)	5.9 (150)		615 810 9670	615 804 6350
1/4	6.5x10	1/4	13.1	4	19.7 (500)	13 (330)	5.9 (150)		615 810 9680	615 804 6360
1/4	6.5x10	1/4	19.7	6	19.7 (500)	20.1 (510)	5.9 (150)		615 810 9690	615 804 6370
1/4	6.5x10	1/4	26.2	8	19.7 (500)	27.6 (700)	5.9 (150)		615 810 9700	615 804 6380
5/16	8x12	3/8	6.6	2	19.7 (500)	5.1 (130)	5.9 (150)		615 810 9710	615 804 6390
5/16	8x12	3/8	13.1	4	19.7 (500)	11.8 (300)	5.9 (150)		615 810 9720	615 804 6400
5/16	8x12	3/8	19.7	6	19.7 (500)	18.1 (460)	5.9 (150)		615 810 9730	615 804 6410
5/16	8x12	3/8	26.2	8	19.7 (500)	24.8 (630)	5.9 (150)		615 810 9740	615 804 6420
7/16	11x16	3/8	6.6	2	19.7 (500)	4.7 (120)	5.9 (150)		615 810 9750	615 804 6430
7/16	11x16	3/8	13.1	4	19.7 (500)	10.6 (270)	5.9 (150)		615 810 9760	615 804 6440
7/16	11x16	3/8	19.7	6	19.7 (500)	16.5 (420)	5.9 (150)		615 810 9770	615 804 6450
7/16	11x16	3/8	26.2	8	19.7 (500)	22.4 (570)	5.9 (150)		615 810 9780	615 804 6460





Chicago Pneumatic offers a wider range of couplings to create the best possible solution together with your Power Tools. The range consists of four types of couplings with different characteristic, all with the focus on quality, ergonomics and performance. To cover most of the global needs Chicago Pneumatic offers three types of nipple profiles, Euro-, ISO 6150B- and the Asian profile. Chicago Pneumatic's Easy Flow coupling is designed to eliminate air restriction which minimize the pressure drop. Thanks to its innovative design, EF is suited for rough environment and is easy and secure to connect and disconnect with a push and bend principle. The safety feature in EF and Safety Couplings are vented versions to minimize the risk of sudden separation of coupling and nipple.

	AIR FLOW	SAFETY FEATURE	ROUGH ENVIRONMENT	DURABILITY	ERGONOMICS
EF	+++	++	++	++	+++
Safety	++	+++	+	+	+
Quick Re-lease	++	-	+	++	+++
Claw	+++	-	+++	+++	-

Max air flow capacity (Delta 7.2 psi / 0.5 bar) - Economical air flow (Delta 2.9 psi (0.2 bar)

CP FITTINGS ADAPTABILITY

NIPPLE		ISO6105B 6mm	EURO 7.6mm	EURO 10.4mm	ASIA 7.5mm
CEJN	310	X			
	320		X		
	410			X	
TEMA	1300	X			
	1600		X		
	1700			X	
ARO	23-23902	X			
RECTUS	14 - 22	X			
	25 (KA, KB, KD, KE, KL, KS)		X		
	26 (KA, KB, KE)		X		
PREVOST	27			X	
	ARM-ASC-ARC-06 ESC 07	X	X		
LEGRIS	14 - 22	X			
	25 (KA, KB, KD, KE, KL, KS)		X		
NITTO	Hi CUPLA200				X

EF COUPLING - EURO SERIES: EUROPE

EF COUPLING - EURO 7.6mm / Max air flow capacity 79 cfm / 37.5 l/s (Delta 7.2 psi / 0.5 bar)
Economical air flow 53 cfm - 25 l/s (Delta 2.9 psi / 0.2 bar)

NIPPLES EURO 7.6mm



MALE THREAD in.	PART NUMBER BSP
1/4	615 810 5140
3/8	615 810 5150
1/2	615 810 5160

FEMALE THREAD in.	PART NUMBER BSP
1/4	615 810 5170
3/8	615 8105 180
1/2	615 810 5190

HOSE CONNECTION mm	PART NUMBER
6	615 810 5500
8	615 810 5530
10	615 810 5540
13	615 810 5550



MALE THREAD in.	PART NUMBER	
	BSP	NPT
1/4	615 810 5880	615 810 5940
3/8	615 810 5890	615 810 5950
1/2	615 810 5900	615 810 5960

FEMALE THREAD in.	PART NUMBER BSP
1/4	615 810 5910
3/8	615 810 5920
1/2	615 810 5930

HOSE CONNECTION mm	PART NUMBER
6	615 810 6220
8	615 810 6250
10	615 810 6260
13	615 810 6270

EF COUPLING - EURO 10.4mm / Max air flow capacity 153 cfm - 72 l/s (Delta 7.2 psi / 0.5 bar)
Economical air flow 102 cfm - 48 l/s (Delta 2.9 psi / 0.2 bar)

NIPPLES EURO 10.4mm



MALE THREAD in.	PART NUMBER BSP
3/8	615 810 6390
1/2	615 810 6400
3/4	615 810 6410

FEMALE THREAD in.	PART NUMBER BSP
3/8	615 810 6420
1/2	615 810 6430
3/4	615 810 6440

HOSE CONNECTION mm	PART NUMBER
10	615 810 6510
13	615 810 6520
16	615 810 6530
19	615 810 6540



MALE THREAD in.	PART NUMBER	
	BSP	NPT
3/8	615 810 6650	615 810 6680
1/2	615 810 6660	615 810 6690
3/4	615 810 6670	615 810 6700

FEMALE THREAD in.	PART NUMBER BSP
3/8	615 810 6710
1/2	615 810 6720
3/4	615 810 6730

HOSE CONNECTION mm	PART NUMBER
10	615 810 6770
13	615 810 6780
16	615 810 6790
19	615 810 6800



COUPLINGS

EF COUPLING - ISO 6150B MIL-C4109: NORTH AMERICA, FRANCE, ITALY

EF COUPLING - ISO 6150B 6mm / Max air flow capacity 36 cfm - 16.7 l/s (Delta 7.2 psi / 0.5 bar) Economical air flow 23.3 cfm - 11 l/s (Delta 2.9 psi / 0.2 bar) NIPPLES ISO 6150B 6 mm



MALE THREAD in.	PART NUMBER	
	NPT	BSP
1/4	615 810 4850	615 810 4790
3/8	615 810 4860	615 810 4800
1/2	615 810 4870	615 810 4810



FEMALE THREAD in.	PART NUMBER	
	NPT	BSP
1/4	615 810 4880	615 810 4820
3/8	615 810 4890	615 810 4830



HOSE CONNECTION mm	PART NUMBER
6	615 810 5300
8	615 810 5310
10	615 810 5320
13	615 810 5330



MALE THREAD in.	PART NUMBER	
	NPT	BSP
1/4	615 810 5620	615 810 5560
3/8	615 810 5630	615 810 5570
1/2	615 810 5640	615 810 5580



FEMALE THREAD in.	PART NUMBER	
	NPT	BSP
1/4	615 810 5650	615 810 5590
3/8	615 810 5660	615 810 5600
1/2	615 810 5670	615 810 5610



HOSE CONNECTION mm	PART NUMBER
6	615 810 6040
8	615 810 6050
10	615 810 6060
13	615 810 6070

EF COUPLING - ISO 6150B 8mm / Max air flow capacity 91 cfm - 43 l/s (Delta 7.2 psi / 0.5 bar) Economical air flow 57 cfm - 27 l/s (Delta 2.9 psi / 0.2 bar) NIPPLES ISO 6150B 8mm



MALE THREAD in.	PART NUMBER	
	NPT	BSP
1/4	615 810 4980	615 810 4920
3/8	615 810 4990	615 810 4930
1/2	615 810 5000	615 810 4940



FEMALE THREAD in.	PART NUMBER	
	NPT	BSP
1/4	615 810 5010	615 810 4950
3/8	615 810 5020	615 810 4960
1/2	615 810 5030	615 810 4970



HOSE CONNECTION mm	PART NUMBER
8	615 810 5380
10	615 810 5390
13	615 810 5400
16	615 810 5410



MALE THREAD in.	PART NUMBER	
	NPT	BSP
1/4	615 810 5740	615 810 5680
3/8	615 810 5750	615 810 5690
1/2	615 810 5760	615 810 5700



FEMALE THREAD in.	PART NUMBER	
	NPT	BSP
1/4	615 810 5770	615 810 5710
3/8	615 810 5780	615 810 5720
1/2	615 810 5790	615 810 5730



HOSE CONNECTION mm	PART NUMBER
8	615 810 6110
10	615 810 6120
13	615 810 6130
16	615 811 1330

EF COUPLING - ISO6150B 11mm / Max air flow capacity 162 cfm - 76.5 l/s (Delta 7.2 psi / 0.5 bar) Economical air flow 110 cfm - 52 l/s (Delta 2.9 psi / 0.2 bar) NIPPLES ISO 6150B 11mm



MALE THREAD in.	PART NUMBER	
	NPT	BSP
3/8	615 810 5090	615 810 5050
1/2	615 810 5100	615 810 5060
3/4	615 810 6350	615 810 6340



FEMALE THREAD in.	PART NUMBER	
	NPT	BSP
3/8	615 810 5110	615 810 5070
1/2	615 810 5120	615 810 5080
3/4	615 810 6370	615 810 6360



HOSE CONNECTION mm	PART NUMBER
10	615 810 5460
13	615 810 5470
16	615 810 5480
19	615 810 5490



MALE THREAD in.	PART NUMBER	
	NPT	BSP
3/8	615 810 5840	615 810 5800
1/2	615 810 5850	615 810 5810
3/4	615 810 6920	615 810 6910



FEMALE THREAD in.	PART NUMBER	
	NPT	BSP
3/8	615 810 5860	615 810 5820
1/2	615 810 5870	615 810 5830
3/4	615 810 6940	615 810 6930



HOSE CONNECTION mm	PART NUMBER
10	615 810 6180
13	615 810 6190
16	615 810 6200
19	615 810 6210





EF COUPLING - ASIA 7.5MM: JAPAN, CHINA, INDIA

EF COUPLING - ASIA 7.5mm / Max air flow capacity 72 cfm - 34 l/s (Delta 7.2 psi / 0.5 bar) NIPPLES ASIA 7.5mm
 Economical air flow 48.7 cfm - 23 l/s (Delta 2.9 psi (0.2 bar))



MALE THREAD in.	PART NUMBER R
1/4	615 810 6560
3/8	615 810 6570
1/2	615 810 6580



MALE THREAD in.	PART NUMBER R
1/4	615 810 6810
3/8	615 810 6820
1/2	615 810 6830



FEMALE THREAD in.	PART NUMBER R
1/4	615 810 6590
3/8	615 810 6600
1/2	615 810 6610



FEMALE THREAD in.	PART NUMBER R
1/4	615 810 6840
3/8	615 810 6850
1/2	615 810 6870



HOSE CONNECTION mm	PART NUMBER
6	615 810 8710
8	615 810 6620
10	615 810 6630
13	615 810 6640



HOSE CONNECTION mm	PART NUMBER
6	615 810 6970
8	615 810 6880
10	615 810 6890
13	615 810 6900

SAFETY COUPLINGS

EURO 7.6mm / Max air flow capacity 72 cfm - 34 l/s (Delta 7.2 psi / 0.5 bar)
 Economical air flow 47 cfm - 22 l/s (Delta 2.9 psi (0.2 bar))



HOSE CONNECTION	PART NUMBER BSP
6	615 811 1660
8	615 811 1670
10	615 811 1680
12.5	615 811 1690



MALE THREAD in.	PART NUMBER BSP
1/4	615 811 1700
3/8	615 811 1710
1/2	615 811 1720



FEMALE THREAD in.	PART NUMBER BSP
1/4	615 811 1740
3/8	615 811 1750
1/2	615 811 1760

Nipples Euro
7.6mm
see page 137



EURO 10.4mm / Max air flow capacity 134 cfm - 62 l/s (Delta 7.2 psi / 0.5 bar)
 Economical air flow 86.2 cfm - 40.7 l/s (Delta 2.9 psi (0.2 bar))



HOSE CONNECTION	PART NUMBER BSP
10	615 811 1840
13	615 811 1850
16	615 811 1860



MALE THREAD in.	PART NUMBER BSP
1/4	615 811 1870
3/8	615 811 1880
1/2	615 811 1890



FEMALE THREAD in.	PART NUMBER BSP
1/2	615 811 1900

Nipples Euro
10.4mm
see page 137



CLAW COUPLINGS

Economical air flow 593 cfm - 280 l/s



MALE THREAD	PART NUMBER	
	NPT	BSP
3/8"	615 810 9070	615 810 9030
1/2"	615 810 9080	615 810 9040
3/4"	615 810 9090	615 810 9050
1"	615 810 9100	615 810 9060



FEMALE THREAD	PART NUMBER	
	NPT	BSP
3/8"	615 810 9150	615 810 9110
1/2"	615 810 9160	615 810 9120
3/4"	615 810 9170	615 810 9130
1"	615 810 9180	615 810 9140



HOSE CONNECTION	PART NUMBER	
	US Universal	DIN Standard 3489
1/4" (6.5mm)	-	615 810 9190
3/8" (10mm)	615 810 9270	615 810 9200
1/2" (13mm)	615 810 9280	615 810 9210
5/8" (16mm)	-	615 810 9220
3/4" (19mm)	615 810 9290	615 810 9230
1" (25.4mm)	615 810 9300	615 810 9240



COUPLINGS



QUICK RELEASE COUPLINGS - EURO SERIES: EUROPE

EURO 7.6mm / Max air flow capacity 72 cfm - 34 l/s (Delta 7.2 psi / 0.5 bar)
Economical air flow 40 cfm - 19 l/s (Delta 2.9 psi : 0.2 bar)

MALE THREAD in.	PART NUMBER BSP
1/4	615 811 0720
3/8	615 811 0730
1/2	615 811 0740

FEMALE THREAD in.	PART NUMBER BSP
1/4	615 811 0750
3/8	615 811 0760
1/2	615 811 0770

HOSE CONNECTION mm	PART NUMBER HOSE
6	615 811 0780
8	615 811 0790
10	615 811 0800
13	615 811 0810

Nipples Euro
7.6mm
see page 137

EURO 10.4mm / Max air flow capacity 121 cfm - 57 l/s (Delta 7.2 psi / 0.5 bar)
Economical air flow 78 cfm - 37 l/s (Delta 2.9 psi / 0.2 bar)

MALE THREAD in.	PART NUMBER BSP
3/8	615 811 0820
1/2	615 811 0830
3/4	615 811 0840

FEMALE THREAD in.	PART NUMBER BSP
3/8	615 811 0850
1/2	615 811 0860
3/4	615 811 0870

HOSE CONNECTION mm	PART NUMBER HOSE
10	615 811 0880
13	615 811 0890
16	615 811 0900
19	615 811 0910

Nipples Euro
10.4mm
see page 137

QUICK RELEASE COUPLINGS - ISO 6150B MIL-C4109: NORTH AMERICA, FRANCE, ITALY

ISO 6150B 6mm / Max air flow capacity 32 cfm - 15 l/s (Delta 7.2 psi / 0.5 bar)
Economical air flow 23.3 cfm - 11 l/s (Delta 2.9 psi / 0.2 bar)

MALE THREAD in.	PART NUMBER NPT
1/4	615 811 0420
3/8	615 811 0430
1/2	615 811 0440

FEMALE THREAD in.	PART NUMBER NPT
1/4	615 811 0450
3/8	615 811 0460
1/2	615 811 0470

HOSE CONNECTION mm	PART NUMBER
6	615 811 0480
8	615 811 0490
10	615 811 0500
13	615 811 0510

Nipples ISO 6150B
6mm
see page 138

ISO 6150B 8mm / Max air flow capacity 63 cfm -30 l/s (Delta 7.2 psi / 0.5 bar)
Economical air flow 42 cfm - 20 l/s (Delta 2.9 psi / 0.2 bar)

MALE THREAD in.	PART NUMBER NPT
1/4	615 811 0520
3/8	615 811 0530
1/2	615 811 0540

FEMALE THREAD in.	PART NUMBER NPT
1/4	615 811 0550
3/8	615 811 0560
1/2	615 811 0570

HOSE CONNECTION mm	PART NUMBER
6	615 811 0580
8	615 811 0590
10	615 811 0600
13	615 811 0610

Nipples ISO 6150B
8mm
see page 138

ISO 6150B 11mm / Max air flow capacity 127 cfm - 60 l/s (Delta 7.2 psi / 0.5 bar)
Economical air flow 85 cfm - 40 l/s (Delta 2.9 psi / 0.2 bar)

MALE THREAD in.	PART NUMBER NPT
3/8	615 811 0620
1/2	615 811 0630
3/4	615 811 0640

FEMALE THREAD in.	PART NUMBER NPT
3/8	615 811 0650
1/2	615 811 0660
3/4	615 811 0670

HOSE CONNECTION mm	PART NUMBER
10	615 811 0680
13	615 811 0690
16	615 811 0700
19	615 811 0710

Nipples ISO 6150B
11mm
see page 138

QUICK RELEASE COUPLINGS - ASIA 7.5MM: JAPAN, CHINA, INDIA

ASIA 7.5mm / Max air flow capacity 36 cfm - 17 l/s (Delta 7.2 psi / 0.5 bar)
Economical air flow 23.3 cfm - 11 l/s (Delta 2.9 psi / 0.2 bar)

MALE THREAD in.	PART NUMBER R
3/8	615 811 0320
1/2	615 811 0330
3/4	615 811 0340

FEMALE THREAD in.	PART NUMBER R
3/8	615 811 0350
1/2	615 811 0360
3/4	615 811 0370

HOSE CONNECTION mm	PART NUMBER
6	615 811 0380
8	615 811 0390
10	615 811 0400
13	615 811 0410

Nipples ASIA
7.5mm
see page 139



BALL VALVES

Suitable for air, water and many other liquids and gases.



DESCRIPTION	FEMALE THREAD	PART NUMBER	
	in.	NPT	BSP
CP BAL 08	1/4	615 810 9490	615 810 9410
CP BAL 10	3/8	615 810 9500	615 810 9420
CP BAL 15	1/2	615 810 9510	615 810 9430
CP BAL 20	3/4	615 810 9520	615 810 9440
CP BAL 25	1	615 810 9530	615 810 9450
CP BAL 32	1-1/4	-	615 810 9460
CP BAL 40	1-1/2	-	615 810 9470
CP BAL 50	2	-	615 810 9480

360° SWIVEL AIR INLET

Aimed to improve the working ergonomoy. Air flex connectors can rotate 360° eliminating efforts when working in cramped spaces



	PART NUMBER
Swivel	894 015 8412

* Air Inlet: 1/4" BSP

PERFECT PACK

PERFECT PACK CONTENT



i ALWAYS GET THE BEST CONDITIONS FOR YOUR APPLICATIONS

- ▶ SUFFICIENT PRESSURE
- ▶ CONSTANT AIRFLOW
- ▶ PROPER COUPLINGS AND NIPPLES
- ▶ CORRECT CONNECTION TO THE TOOL (AS RECOMMENDED IN THE OPERATOR MANUAL)
- ▶ BETTER ERGONOMICS

PERFECT PACK PART NUMBER 615 812 0120

ITEM INCLUDED	SPECIFICATIONS	PART NO.
Airflex	1/2" NPT	894 017 1567
Whip 1/2" NPT	1/2" NPT	CA049270
Nipple ISO6150B	11 mm 1/2" Fem	615 810 5870
EF Coupling ISO6150B	11 mm Hose Con. 16 mm	615 810 5480
Effi Max Hose	5/8" (16mm) - 20 m	615 810 9010
Pressure Clamp HD x2	For rubber 22-25 mm	615 811 0050
Nipple ISO6150B	11 mm Hose Con. 16 mm	615 810 6200
EF Coupling ISO6150B	11 mm 1/2" Male	615 810 5100
FRL	2 stages 1/2" NPT	894 016 8517
FRL Stand	For 1/2" metallic FRL	615 812 0450
Oil Bottle	ProtectoLub 120 ml	CA149661
Gloves	XL size	894 015 8619



CONNECTING ACCESSORIES

LUBRICATION

OIL PROTECTO-LUBE



DESCRIPTION	PART NUMBER
Oil for cleaning motor parts (0.12L)	CA149661
Oil for cleaning motor parts (0.59L)	CA000046
Oil for air lubrication (3.8L)	P089507

GREASE GUN



DESCRIPTION	MODEL NUMBER
Grease gun	C098689

CP CLUTCH GREASE



DESCRIPTION	PART NUMBER
Clutch Grease Tube (100g) Air Tool Oil	894 015 8455
Clutch Grease Cartridge (400g)	894 015 8456

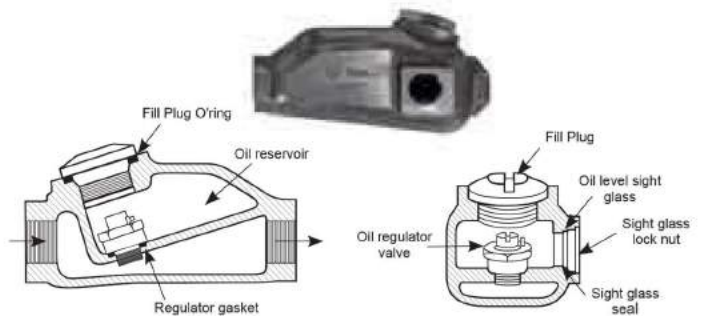
MINI OILER



DESCRIPTION	PART NUMBER
THREAD 1/4" NPT	205 052 4123
THREAD 3/8" NPT	205 052 4293

INLINE OILERS

MODEL NUMBER	CAPACITY	THREAD SIZE	MAXIMUM WORKING PRESSURE
615 812 0480	30 ml	1/4" BSP	34.0 bar (500psi)
615 812 0490	40 ml	1/2" BSP	34.0 bar (500psi)
615 812 0500	110 ml	3/4" BSP	18.0 bar (260psi)



OTHER ACCESSORIES

AIR FLOW REGULATOR



DESCRIPTION	PART NUMBER
Economic flow regulator 1/4" NPT	LC121737
Heavy-duty flow regulator 1/4" NPT	CA085203

BLOW GUN



DESCRIPTION	PART NUMBER
Blow gun standard	615 811 2690
Blow gun standard silencer	615 811 2700
Blow gun extended nozzle	615 811 2710
Blow gun extended nozzle silencer	615 811 2720

All models: Air inlet 1/4" BSP



AIR FUSES

When a fitting comes loose or detached from a pressurized hose or the hose is damaged, the line pressure may cause hose whip. This dangerous situation can easily cause injury, and damage.

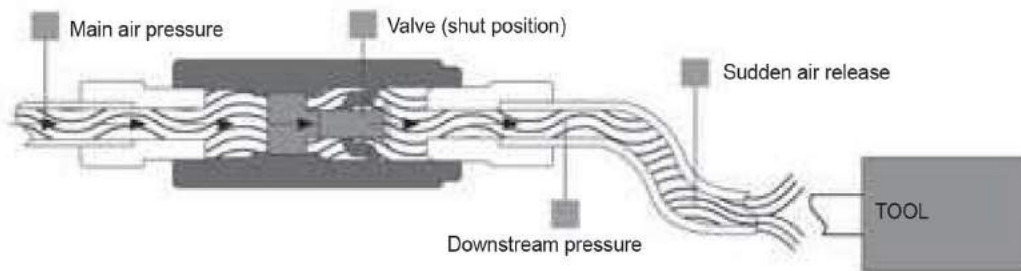
Fuses are used to reduce the likelihood of potentially dangerous hose whip. Air Fuses are designed to quickly shut off the supply air and reset automatically when the back pressure in the line downstream is restored.

Air Fuses help to meet OSHA requirement 1926.302 (USA) and may eliminate the need for restraining or shielding hose, as required by European Standard EN983.



MATERIALS

Body	Anodised aluminium
Internal parts	Brass
Spring	Stainless steel



- Reduces risk of hose whip, helping to protect personnel
- Simple and reliable design
- High life expectancy
- Aluminum anodised body for high corrosion resistance
- Auto-Reset to restart downstream activity with the minimum downtime

PORT SIZE	PRESSURE DROP AT SHUT OFF FLOW		SHUT OFF FLOW RATE AT 7 BAR		TOOL MAXIMUM AIR FLOW		FOR FLOW RATES	PART NUMBER	
	bar	psi	l/s	cfm	l/s	cfm		BSP	NPT
1/4"	0.14	2.03	7.8	16.4	5.0	10.5	Low	615 811 2420	
1/4"	0.30	4.35	13.0	27.3	10.0	21.0	High		615 811 2460
3/8"	0.14	2.03	18.0	37.8	10.0	21.0	Low	110422	
3/8"	0.30	4.35	32.0	67.2	25.0	52.5	High	110432	615 811 2480
1/2"	0.30	4.35	45.0	94.5	35.0	73.5	High	110442	
3/4"	0.30	4.35	75.0	157.5	60.0	126.0	High	615 811 2430	
1"	0.30	4.35	86.0	180.6	70.0	147.0	High	615 811 2440	

TEST EQUIPMENT

AIR TOOL SIMULATOR



DESCRIPTION	PART NUMBER
Air tool simulator	615 811 0090

To check whether the pressure or air flow is sufficient. The air tool simulator will be connected instead of the pneumatic tool. Supplied with different connections.



BALANCERS

BALANCERS - CP9911 to CP9950

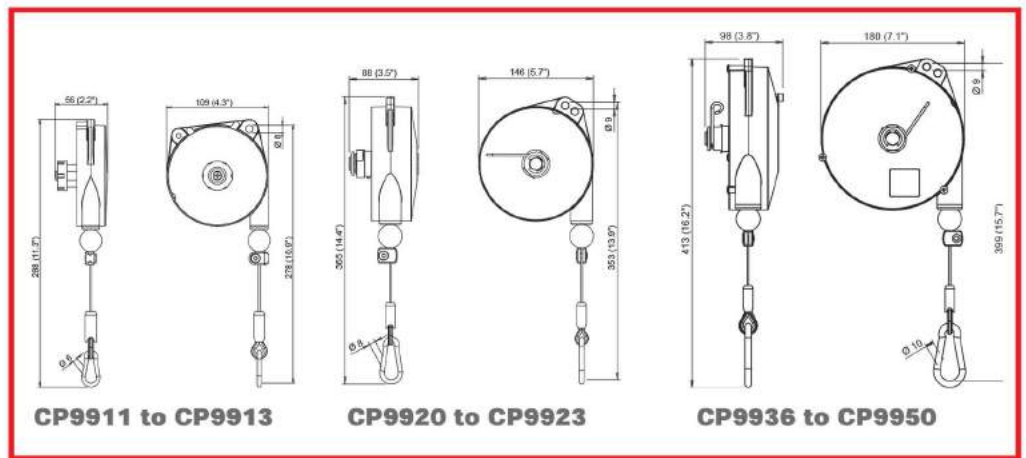
The CP balancers are premium quality products developed to take the weight of the tool away from the operator's arm.

They eliminate stress and fatigue and help improve productivity. Ideally suited for heavy tools and/or repetitive tasks.



Spring retractor:

- . Cylindrical shape
- . Automatic load retraction
- . Working area remains free
- . Cable made of stainless steel
- . Aluminium housing
- . 5.2 to 8.2 ft (1,600 to 2,500 mm) cable stroke



MODEL	LOAD RANGE		STROKE		NET WEIGHT		PART NUMBER
	lb.	kg	ft	mm	lb.	kg	
LIGHT DUTY BALANCERS							
CP9911	0.8-2.2	0.4-1	5.2	1,600	1.3	0.6	894 109 9110
CP9912	2.2-4.4	1-2	5.2	1,600	1.3	0.6	894 109 9120
CP9913	4.4-6.6	2-3	5.2	1,600	1.5	0.7	894 109 9130
MEDIUM DUTY BALANCERS							
CP9920	2.2-5.5	1-2.5	6.5	2,000	4.4	2.0	894 109 9200
CP9921	4.4-8.8	2-4	6.5	2,000	4.4	2.0	894 109 9210
CP9922	8.8-13.2	4-6	6.5	2,000	5.1	2.3	894 109 9220
CP9923	13.2-17.6	6-8	6.5	2,000	5.5	2.5	894 109 9230
MEDIUM DUTY BALANCERS							
CP9936	4.4-8.8	2-4	8.2	2,500	6.4	2.9	894 109 9360
CP9937	8.8-13.2	4-6	8.2	2,500	7.1	3.2	894 109 9370
CP9938	13.2-17.6	6-8	8.2	2,500	7.7	3.5	894 109 9380
CP9939	17.6-22.0	8-10	8.2	2,500	8.2	3.7	894 109 9390
CP9940	22.0-30.8	10-14	8.2	2,500	8.8	4.0	894 109 9400
CP9946	4.4-8.8	2-4	8.2	2,500	6.6	3.0	894 109 9460
CP9947	8.8-13.2	4-6	8.2	2,500	7.3	3.3	894 109 9470
CP9948	13.2-17.6	6-8	8.2	2,500	7.9	3.6	894 109 9480
CP9949	17.6-22.0	8-10	8.2	2,500	8.4	3.8	894 109 9490
CP9950	22.0-30.8	10-14	8.2	2,500	8.8	4.0	894 109 9500

* Equipped with a stroke locking device

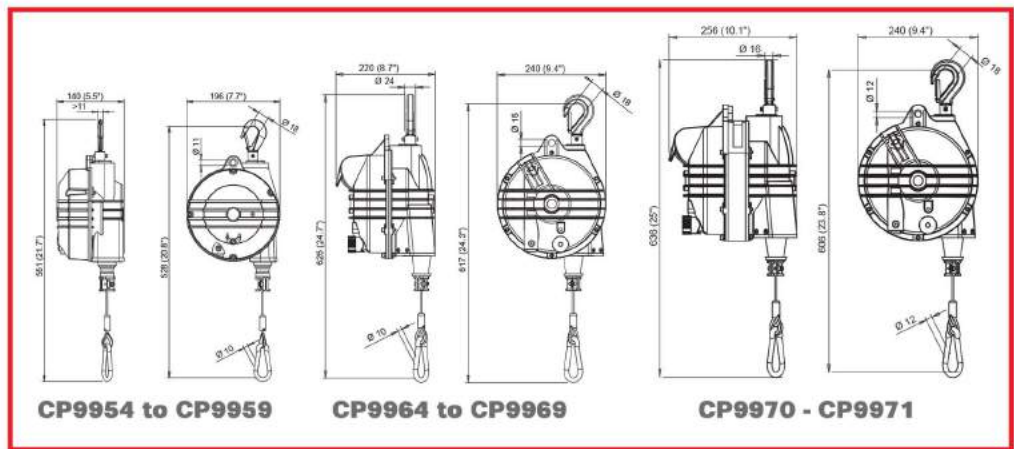


BALANCERS - CP9954 to CP9971



Reaction free:

- . Conical shape
- . Constant retracting force
- . Holds the selected height
- . Cable made of stainless steel
- . Aluminium housing
- . 6.5 ft (2,000mm) cable stroke



MODEL	LOAD RANGE		STROKE		NET WEIGHT		PART NUMBER
	lb.	kg	ft	mm	lb.	kg	
MEDIUM DUTY TO HEAVY DUTY BALANCERS							
CP9954	8.8-15.4	4-7	6.5	2,000	11.0	5.0	894 109 9540
CP9955	15.4-22.0	7-10	6.5	2,000	12.1	5.5	894 109 9550
CP9956	22.0-30.8	10-14	6.5	2,000	12.1	5.5	894 109 9560
CP9957	30.8-39.7	14-18	6.5	2,000	14.3	6.5	894 109 9570
CP9958	39.7-48.5	18-22	6.5	2,000	13.2	6.0	894 109 9580
CP9959	48.5-55.1	22-25	6.5	2,000	14.6	6.6	894 109 9590
HEAVY DUTY BALANCERS							
CP9964	55.1-66.1	25-30	6.5	2,000	25.4	11.5	894 109 9640
CP9965	66.1-77.2	30-35	6.5	2,000	26.0	11.8	894 109 9650
CP9966	77.2-99.2	35-45	6.5	2,000	27.3	12.4	894 109 9660
CP9967	99.2-121.2	45-55	6.5	2,000	27.6	12.5	894 109 9670
CP9968	121.2-143.3	55-65	6.5	2,000	30.0	13.6	894 109 9680
CP9969	143.3-165.3	65-75	6.5	2,000	32.0	14.5	894 109 9690
SUPER HEAVY DUTY BALANCERS							
CP9970	165.3-198.4	75-90	6.5	2,000	38.1	17.3	894 109 9700
CP9971	198.4-231.5	90-105	6.5	2,000	39.7	18.0	894 109 9710

