



EAP1250

## Dual Band AC1300 Indoor Access Point

**The edge 802.11ac built-in high performance Access Point with MU-MIMO technology for high-density use on multiple applications.**

EnGenius Wireless Management Access Point solution is designed for deploying on the versatile indoor application. To meet today's requirement on varied net-working environment, EnGenius would like to provide the solution as flexible, robust and effective as the organization they desire.

The state-of-the-art 802.11ac and MU-MIMO technology brings revolutionary connecting speed and bandwidth for diversity of multimedia applications. EAP1250 equips with two powerful RF interfaces that support up to 867 Mbps in 5GHz frequency band and 400 Mbps in 2.4GHz frequency band (with 4ss/VHT40 clients).



### Features

- > Built-in Turbo Engine solution with a Quad-core powerful chipset solution to process multiple tasks for driving and enhancing performance effectively.
- > Dual radio 2x2 802.11 ac wave2/ac/a/b/g/n Access Point with multi-user MIMO (MU-MIMO)
- > Support up to 867 Mbps in 5GHz frequency band and 400 Mbps in 2.4GHz frequency band (with 2ss/VHT40 clients).
- > High powered amplifiers to improve the wireless coverage and uses a special radio frequency pattern to increase its receiver sensitivity for improved performance.
- > Support 802.11ac Wave 2.0 technology to enhance overall bandwidth and speed to wireless client devices.
- > 360° omni-directional antennas to achieve comprehensive coverage for networking client devices under a pervasive environment.
- > Compliance with 802.3af or 48V PoE Input for flexible installation over 100 meters (328 feet)
- > Choose an operating mode to meet your management and deployment requirement.

### Wireless Management solution is ideal for deployment in these venues:

- |                        |                     |                          |
|------------------------|---------------------|--------------------------|
| > Airport Terminals    | > Rail Station      | > Stadiums & Arena       |
| > Warehouse Operations | > Shopping Malls    | > Medical Centers        |
| > College classrooms   | > Resort Properties | > Luxury Homes & Estates |
| > Corporate workspace  |                     |                          |

## Provide Consistent Performance

Designed by EnGenius could provide the powerful RF interfaces to assure the reliability of signal strength and sensitivity in a pervasive environment. The optimistic interfaces will provide the evenly coverage to assist users to reduce dead spots in their WLAN and boost received signal quality to deliver the best 1.2Gbps air performance to wireless client devices.


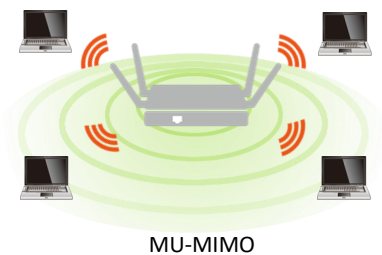
## Carry multimedia content over MU-MIMO Transmit Beam-forming technology.

Be a prior AC1300 solution, EAP1250 is not only built in powerful RF interfaces, but it also features advanced Multi-Users Multiple input Multiple output (MU-MIMO) and Transmit beamforming (TxBF) technologies.

The significant improvement on 802.11ac wave 2.0 is MU-MIMO technology, which enhances a dramatic break-through in the performance and flexible transmission to wireless client devices. MU-MIMO allows multiple spatial streams to be allocated to different clients simultaneously, increasing totally throughput, reduce latency, capacity of the WLAN system and increase spectral efficiency.

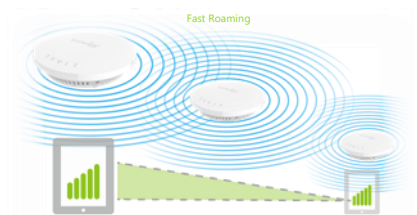
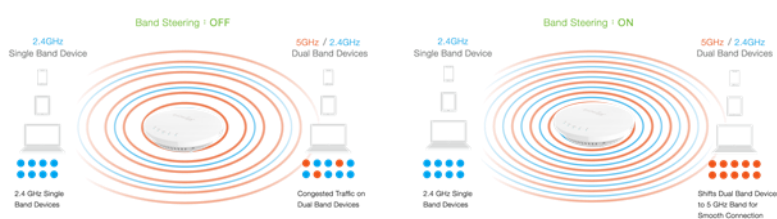
Beamforming is a standard in 802.11ac wave 2.0 which allows Access Points to focus energy of multiple antennas to transmit to a particular client device in that direction of that client. The innovative technology significantly enhances the higher signal-to-noise ratio and greater throughput of that client .

With MU-MIMO and Beamforming technology, EAP1250 advanced Indoor Access Points could bring more traffic to wireless client devices simultaneous over the longer distance and save time for serving other wireless client devices.



## Exquisite RF Management to Achieve Optimal Wireless Performance

To assist client devices to get the optimal performance under a pervasive environment, **Band Steering** automatically steers dual-band capable client devices to the appropriate channel, while prefer 5GHz or band balancing works to maintain a balanced number of clients per Access Point. Configuring multiple Access Points to serve your own devices (BYOD) in enterprise class wireless LAN environment can enable **Fast Roaming** to reduce roaming delay time and to secure seamless connection on VOIP service when mobile devices move between Access Points.



## Restrain Wireless Traffic under a Pervasive Environment

To effectively manage the usage of each client device at a LAN topology, **Traffic Shaping** controls the bottle of bandwidth to offer the limited bandwidth for an individual **SSID** or **each client** per Access Point. This constraint offers the constant bandwidth to perform specific applications like VOIP and video streaming fluently and smoothly without air congestion on each client devices.

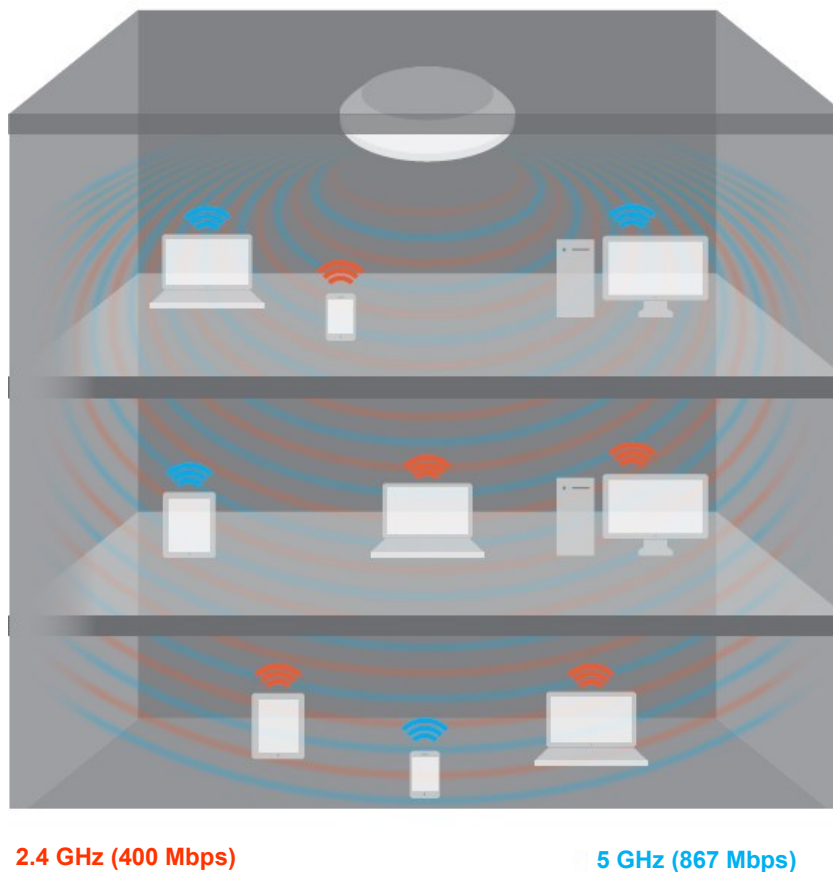
## Comprehensive Network Protection

With EAP Access Points, your network is protected from attacks at multiple level through advanced wireless encryption standards such as Wi-Fi Protected Access (WPA and WPA2) which uses a temporal key integrity protocol (TKIP) and authentication database, IEEE 802.1X with Radius server. EnGenius also offers the advanced encryption standard (AES) to encrypt traffic between Access Points and client devices.

## Supports Separate Mode Configuration per Frequency Band

Choose one of two (2) modes available depending on your need:

Access Point or WDS (AP & Bridge).



## Technical Specifications Wireless Indoor Access Point

### Wireless Radio Specification

#### Access Point Type:

Indoor, dual radios concurrent, 5GHz 802.11 ac 2x2 MIMO is backwards compatible with 802.11 a/n mode, 2.4GHz 802.11 n 2x2 MIMO is backwards compatible with 802.11 b/g.

#### SU-MIMO:

Two(1) spatial stream SU-MIMO for up to 1,267 Mbps wireless data rate to a single wireless client device under the both 2.4GHz and 5GHz radio.

#### MU-MIMO

Two(2) spatial stream Multiple (MU)-MIMO for up to 867 Mbps wireless data rate to transmit to one(1) two streams MU-MIMO capable wireless client devices simultaneously.

#### Frequency Radio

2.4GHz: 2400MHz~2835MHz,  
5GHz: 5150MHz~5250MHz,5725MHz~5850MHz

Support radios and channels will be varied on the configured regulatory domain.

#### Supported Radio Technology

802.11b: Direct-sequence spread-spectrum (DSSS)  
802.11ac/a/g/n: Orthogonal frequency-division multiplexing (OFDM)  
802.11n/ac: 2x2 MIMO with 2 streams  
802.11ac supports very high throughput (VHT) — VHT 20/40/80 MHz  
802.11n supports high throughput (HT) — HT 20/40 MHz  
802.11n supports very high throughput under the 2.4GHz radio —VHT40 MHz (256-QAM)  
802.11n/ac packet aggregation: A-MPDU, A-SPDU

#### Supported Modulation Type

802.11b: BPSK, QPSK, CCK  
802.11a/g/n: BPSK, QPSK, 16-QAM, 64-QAM  
802.11ac: BPSK, QPSK, 16-QAM, 64-QAM, 256-QAM

#### Transmit Power (Maximum Value)

2.4GHz: 15dBm  
5GHz: 15dBm

Maximum power is limited by regulatory domain

#### Tx Beamforming (TxBF)

Increasing signal reliability and transmitting distance.

#### Supported data rates (Mbps)

802.11b: 1, 2, 5.5, 11  
802.11a/g: 6, 9, 12, 18, 36, 48, 54  
802.11n: 6.5 to 300 (MCS0 to MCS15)  
802.11ac: 6.5 to 867 (MCS0 to MCS9, NSS=1 to 2)

### Power

#### Maximum Power Consumption

11.9W

#### Power Source

Direct DC Input: 12V/1A  
Power Over Ethernet: 802.3af Input

### Antenna

#### Integrated Antenna)

2.4GHz: 5.0 dBi  
5GHz: 5.0 dBi

### Interfaces

#### Networking Interface

One (1) 10/100/1000 BASE-T RJ-45 Ethernet Ports

#### DC Powering Interface

One (1) DC Jack interface

#### LED Indicators

Display system and wireless transmission status

#### Reset Button

Convert Access Point to the Factory default or the Users Default

### Mounting

#### Ceiling Mounting

Assemble a mounting bracket for drop ceiling

#### Wall Mounting

Mount Access Point on a flat wall

### Mechanical & Environment

#### Dimensions (Φ x H)

132.4 mmx 37.4mm

#### Weight (Without accessories)

179g

#### Operating:

Temperature: 0°C~40°C (32°F~104°F)  
Humidity: 0% ~ 90% typical

#### Storage:

Temperature: -40°C~80°C (-40°F~176°F)  
Humidity: 0% ~ 90% typical

### Compliance Regulatory

#### FCC

Subpart15 B  
Subpart C 15.247  
Subpart E 15.407

#### CE

EN 300 328  
EN 301 893  
EN 50385  
EN 55032  
EN 55024  
EN 60601

#### RED 2014/53/EU

#### Low Voltage Directive 2014/30/EU

#### CB

IEC 60950-1

## Technical Specifications Wireless Indoor Access Point

---

### Operating Mode

#### AP / WDS Mode

Two configuration options broaden the devices' adaptability to your network needs.

---

### Exquisite RF Management

#### Auto Transmit Power

#### Auto Channel

#### Fast Roaming (802.11k)

Collect the parameters of neighborhood Access Points to find the optimal AP.

#### Band Steering

Steer client devices to a proper frequency band for getting more bandwidth and speed under an Access Point.

#### RSSI Threshold

Kick the client which the signal (RSSI) is above the set value from the AP for reducing the interference and optimize the connecting quality.

---

### Optimize Performance

#### Quality of Service

Compliance with IEEE 802.11e standard  
Prioritizes voice over data for both tagged and untagged traffic  
Transmit video, voice and data at the same SSID

#### Power Save Mode

Support U-APSD

#### Pre-Authentication

Compliance with 802.11i & 11x

#### PMK Caching

Compliance with 802.11i

If wireless client devices has authenticated to an access point, it does not perform a full authentication exchange when client devices roaming between access points.

#### Fast Roaming (802.11r)

Use a Fast Transition key to handover between Access Points

#### Multicast to Unicast Conversion

Using the IGMP protocol, an access Point delivers high definition content to a large number of clients simultaneously.

---

### Easy to Management

#### Multiple SSIDs

BSSID support  
Support 8 SSIDs on both 2.4GHz and 5GHz bands

#### Guest Network

Isolate each client for avoiding an unnecessary touch, leaking sensitive data, and enhancing Internet security and reliability.

#### VLAN Tag

Independent VLAN setting can be enable or disable. Any packet that enters the Device without a VLAN tag will have a VLAN tag inserted with a PVID (Ethernet Port VID)

#### VLAN Per SSID

Integrate VLAN ID with a SSID interface to forward packets over the defined path.

#### Management VLAN

Feature is enabled with specified VLAN ID, the device will only allow management access with the same specified VLAN ID from remotely location by using protocols such as telnet, SSH, snmp, syslog etc.

---

#### Traffic Shaping

Controls the bottle of bandwidth to offer the limited bandwidth for an individual SSID or each client per Access Point.

#### MAC Address Filtering

Filter up to 32 sets MAC addresses per SSID

#### E-Mail Alert

Provides a network monitoring tool for administrators to stay informed the configuration change.

#### Save Configuration as Users Default

Save the customized configuration as default value for different customer demands.

#### Wi-Fi Scheduler

Perform a regular reboot on access point at assigned schedule  
Perform it to enable or disable 2.4GHz or 5GHz interface from a period time.

#### SNMP & MIB

v1/v2c/v3 support  
MIB I/II, Private MIB  
CLI supported

#### RADIUS Accounting

Help operators to offload 3G to Wi-Fi seamlessly

#### Wireless Clients list

Provide the list to display real status of wireless client devices on this Access Point.

---

### Comprehensive Protection

#### Wireless Encryption Standard

WEP Encryption—64/128/152 bit  
WPA/WPA2 Enterprise (WPA-EAP using TKIP or AES)

#### Hide SSID in beacons

#### Rogue AP Detection

Enable the function to detect the fake access points in the environment.

#### L2 Isolation

Block the communication between the associated clients to communicate with other clients from all hosts on the same subnet.

#### Client Isolation

Block/Isolate the communication between the associated clients under the same WLAN.

#### HTTPS

A secure communication protocol can be enabled to allow secure management web access over a computer network.

#### SSH Tunnel

A secure communication protocol can be enabled to allow secure remote shell access or command execution.

## RF Performance Specification Wireless Indoor Access Point

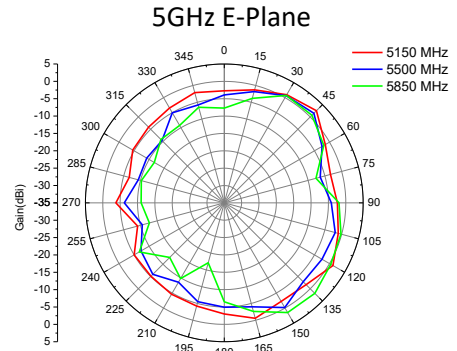
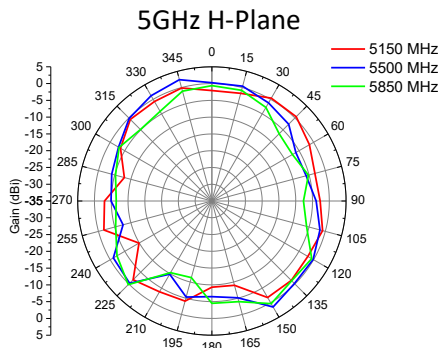
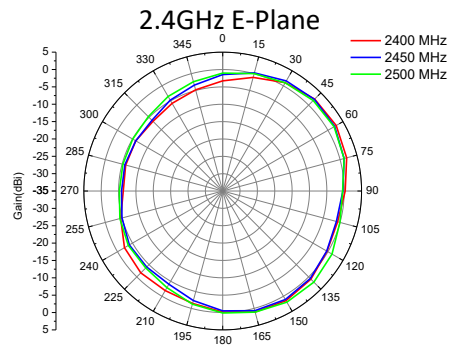
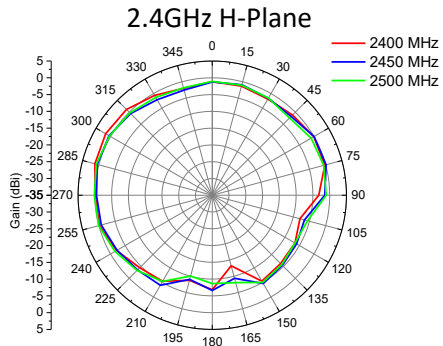
Channel	Data Rate	Transmit Power (Aggregated, dBm)	Receive Sensitivity (Aggregated, dBm)
802.11b 2.4 GHz	1 Mbps	15	-95
	11 Mbps	13	-87
802.11g 2.4 GHz	6 Mbps	13	-88
	54 Mbps	13	-73
802.11a 5 GHz	6 Mbps	15	-88
	54 Mbps	13	-73
802.11n HT20 2.4 GHz	MCS 0 / 8	15	-88
	MCS 9 / 15	13	-68
802.11n HT40 2.4 GHz	MCS 0 / 8	15	-85
	MCS 9 / 15	13	-68
802.11n HT20 5GHz	MCS 0 / 8	12	-88
	MCS 9 / 15	11	-69
802.11n HT40 5GHz	MCS 0 / 8	12	-84
	MCS 9 / 15	11	-67
802.11ac VHT20 5GHz	MCS0	12	-87
	MCS8	11	-64
802.11ac VHT40 5GHz	MCS0	11	-84
	MCS9	10	-61
802.11ac VHT80 5GHz	MCS0	11	-81
	MCS9	10	-57

\*Maximum RF performance of the hardware provided. Maximum transmit power is limited by local regulatory.


\*The supported frequency bands are restricted by local regulatory requirements.

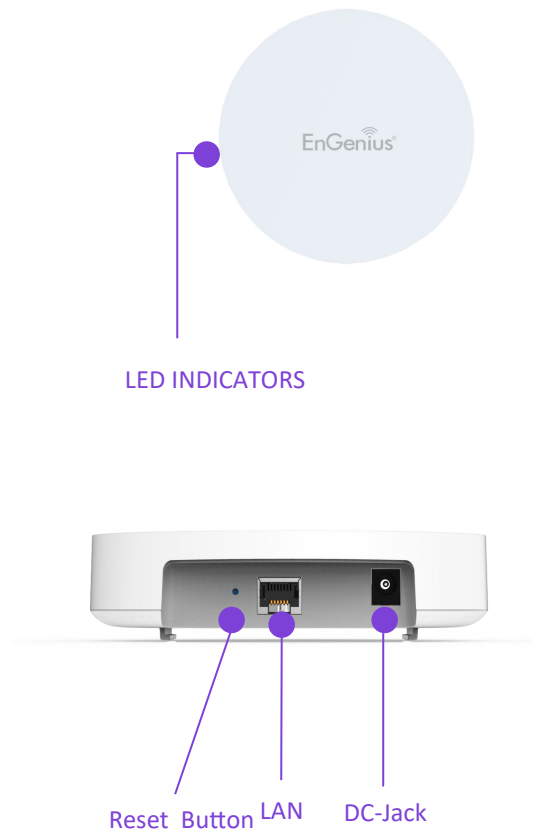
\*Transmit power is configured in 1.0dBm increments.

# Antennas Patterns Wireless Indoor Access Point



## Physical Interfaces

	
<b>Standards</b>	802.11ac wave2/a/b/g/n
<b>Frequency</b>	2.4GHz+5GHz
<b>Data Rates</b>	400Mbps + 867 Mbps
<b>Antennas</b>	2.4GHz: 5.0dBi; 5GHz: 5.0dBi
<b>Physical Interface</b>	1 x Gigabit LAN; 1x DC Jack
<b>Radio Chains/ Streams</b>	2x2: 2



**HQ , Taiwan**  
www.engeniusnetworks.com

**Costa Mesa, California, USA** | (+1) 714 432 8668  
www.engeniustech.com

**Dubai, UAE** | (+971) 4 357 5599

**Singapore** | (+65) 6227 1088  
www.engeniustech.com.sg

**Miami, USA** | (+1) 305 887 7378  
pg.engeniustech.com es.engeniustech.com

**Eindhoven, Netherlands** | (+31) 40 8200 888

**EnGenius®**

Features and specifications subject to change without notice. Trademarks and registered trademarks are the property of their respective owners. These limits are designed to provide reasonable protection against harmful interference in a residential installation. This equipment generates, uses, and can radiate radio frequency energy and, if not installed and used in accordance with the instructions, may cause harmful interference to radio communications. Operation of this equipment in a residential area is likely to cause harmful interference in which case the user will be required to correct the interference at his/her own expense. Prior to installing any surveillance equipment, it is your responsibility to ensure the installation is in compliance with local, state and federal video and audio surveillance and privacy laws.

Version 1.1— 19/07/17