



Huawei AirEngine 6760-X1 & AirEngine 6760-X1E Access Points Datasheet

Product Overview

Huawei AirEngine 6760-X1 and AirEngine 6760-X1E are indoor APs in compliance with Wi-Fi 6 (802.11ax). These APs can simultaneously provide services on 2.4 GHz (4x4 MIMO) and 5 GHz (6x6 MIMO) frequency bands, achieving a device rate of up to 8.35 Gbps, after loading the RTU license, the device can reach a rate of up to 10.75 Gbps. The AirEngine 6760-X1 uses built-in smart antennas to move Wi-Fi signals with users, significantly enhancing users' wireless network experience. AirEngine 6760-X1 and AirEngine 6760-X1E provide 10GE uplink optical and electrical ports, allowing customers to select different deployment modes and saving customers' investment. These strengths make AirEngine 6760-X1 and AirEngine 6760-X1E ideal for enterprise office and education scenarios.



AirEngine 6760-X1



AirEngine 6760-X1E

- AirEngine 6760-X1 supports smart antenna that enables targeted signal coverage for mobile terminals, reduces interferences, and improves signal quality. Additionally, it implements millisecond-level switchover as STAs move.
- 1 x 10GE electrical, 1 x GE electrical, and 1 x 10GE SFP+.
- USB interface can be used for external power supply, external IoT expansion, and storage.
- Built-in IoT slots, supporting IoT expansion such as BLE 5.0, ZigBee, RFID, and Thread.
- Supports Bluetooth serial interface-based O&M through built-in Bluetooth and CloudCampus APP, and precise locating of Bluetooth terminals by collaborating with location server.
- Supports the Fat, Fit, and cloud three working modes.

Basic capabilities:

- Supports dual radios: 2.4GHz (4x4) + 5GHz (6x6).
- The maximum rate is up to 1.15 Gbps at 2.4GHz band, 7.2 Gbps at 5GHz band, and 8.35 Gbps for the device.

RTU license upgrade:

- Supports dual radios: 2.4GHz (4x4) + 5GHz (8x8), dual radios: 2.4GHz (4x4) + 5GHz (6x6) + independent radio scanning mode*, triple radios: 2.4GHz (4x4) + 5GHz (4x4) + 5GHz (4x4).
- Independent radio scanning*, achieving real-time detection of interference and rogue devices in real time and timely network optimization.
- These modes can be flexibly switched. The maximum rate is up to 1.15 Gbps at 2.4GHz band, 9.6 Gbps at 5GHz band, and 10.75 Gbps for the device.

NOTE

- The basic mode refers to the capabilities supported in the default state.
- The RTU (Right to Use) mode refers to adding more spatial streams and features to the basic mode.
- The function and features marked with * can be implemented through software upgrade. The following describes are the same.

Feature Descriptions

Wi-Fi 6 (802.11ax) standard

- As the latest generation Wi-Fi standards of IEEE 802.11, 802.11ax improves user experience in high-density access scenarios and supports 2.4 GHz and 5 GHz frequency bands.
- UL/DL MU-MIMO on both the 2.4 GHz and 5 GHz frequency bands, allowing an AP to transmit data to and receive data from multiple STAs simultaneously and multiplying the utilization of radio spectrum resources
- 1024QAM modulation, improving data transmission efficiency by 25% compared with 802.11ac (256QAM).
- UL/DL OFDMA scheduling enables multiple users to receive and send information at the same time, reducing latency and improving network efficiency.
- Spatial reuse (SR) technology uses basic service set (BSS) coloring to enable APs and STAs to distinguish BSSs, minimizing co-channel interference.
- The target wake time (TWT) allows APs and STAs to negotiate the sleep and wake time with each other, thereby improving the battery life of the STAs.

UL/DL MU-MIMO

UL/DL MU-MIMO technology enables an AP to send data to multiple STAs simultaneously, which doubles the radio spectrum resource usage, increases the number of access users and bandwidth, and improves user experience in high-density access scenarios.

Smart antenna array technology

The AP equipped with the dual-band smart antenna array and intelligent switchover algorithm can intelligently detect the application environment and access density, achieving more accurate signal coverage and interference suppression. This design helps provide the optimal signal coverage direction and signal quality for each mobile access STA, bringing seamless and smooth wireless network access experience to the users.

High-speed access

The AP supports 160 MHz frequency bandwidth, which increases the number of available data subcarriers and expands transmission channels. In addition, the APs use 1024QAM modulation and MU-MIMO to achieve a rate of up to 7.2 Gbps on the 5 GHz band and 8.35 Gbps for the device.

High Density Boost technology

Huawei uses the following technologies to address challenges in high-density scenarios, including access problems, data congestion, and poor roaming experience:

SmartRadio for air interface optimization

- Load balancing during smart roaming: The load balancing algorithm can work during smart roaming for load balancing detection among APs on the network after STA roaming to adjust the STA load on each AP, improving network stability.
- Intelligent DFA technology: The dynamic frequency assignment (DFA) algorithm is used to automatically detect adjacent-channel and co-channel interference, and identify any 2.4 GHz redundant radio. Through automatic inter-AP negotiation, the redundant radio is automatically switched to another mode (dual-5G AP models support 2.4G-to-5G switchover) or is disabled to reduce 2.4 GHz co-channel interference and increase the system capacity.
- Intelligent conflict optimization technology: The dynamic enhanced distributed channel access (EDCA) and airtime scheduling algorithms are used to schedule the channel occupation time and service priority of each user. This ensures that each user is assigned relatively equal time for using channel resources and user services are scheduled in an orderly manner, improving service processing efficiency and user experience.

Air interface performance optimization

- In high-density scenarios where many users access the network, increased number of low-rate STAs consumes more resources on the air interface, reduces the AP capacity, and lowers user experience. Therefore, Huawei APs will check the signal strength of STAs during access and rejects access from weak-signal STAs. At the same time, the APs monitor the rate of online STAs in real time and forcibly disconnect low-rate STAs so that the STAs can reassociate with APs that have stronger signals. The terminal access control technology can increase air interface use efficiency and allow access from more users.

5GHz-prior access (band steering)

- The APs support both 2.4G and 5G frequency bands. The 5GHz-prior access function enables an AP to steer STAs to the 5 GHz frequency band first, which reduces load and interference on the 2.4 GHz frequency band, improving the user experience.

Wired and wireless dual security guarantee

To ensure data security, Huawei APs integrate wired and wireless security measures and provide comprehensive security protection.

Authentication and encryption for wireless access

- The APs support WEP, WPA/WPA2-PSK, WPA3-SAE*, WPA/WPA2-PPSK, WPA/WPA2/WPA3*-802.1x, and WAPI *authentication/encryption modes to ensure security of the wireless network. The authentication mechanism is used to authenticate user identities so that only authorized users can access network resources. The encryption mechanism is used to encrypt data transmitted over wireless links to ensure that the data can only be received and parsed by expected users.

Analysis on non-Wi-Fi interference sources*

- Huawei APs can analyze the spectrum of non-Wi-Fi interference sources and identify them, including baby monitors, Bluetooth devices, digital cordless phones (at 2.4 GHz frequency band only), wireless audio transmitters (at both the 2.4 GHz and 5 GHz frequency bands), wireless game controllers, and microwave ovens. Coupled with Huawei NCE-Campus, the precise locations of the interference sources can be detected, and the spectrum of them displayed, enabling the administrator to remove the interference in a timely manner.

Rogue device monitoring

- Huawei APs support WIDS/WIPS, and can monitor, identify, defend, counter, and perform refined management on the rogue devices, to provide security guarantees for air interface environment and wireless data transmission.

Wired access authentication and encryption for the AP

- The AP access control ensures validity of APs. The CAPWAP link protection and DTLS/IPsec encryption provide security assurance, improving data transmission security between the AP and the AC.

Automatic radio calibration

- Automatic radio calibration allows an AP to collect signal strength and channel parameters of surrounding APs and generate an AP topology according to the collected data. Based on interference from and loads of authorized APs, rogue APs, and non-Wi-Fi interference sources, each AP automatically adjusts its transmit power and working channel to make the network operate at the optimal performance. In this way, network reliability and user experience are improved.

Automatic application identification

Huawei APs support smart application control technology and can implement visualized control on Layer 4 to Layer 7 applications.

Traffic identification

- Coupled with Huawei WLAN ACs, the APs can identify over 6000 common applications in various office scenarios. Based on the identification results, policy control can be implemented on user services, including priority adjustment, scheduling, blocking, and rate limiting to ensure efficient bandwidth resource use and improve quality of key services.

Traffic statistics collection

- Traffic statistics of each application can be collected globally, by SSID, or by user, enabling the network administrator to know application use status on the network. The network administrator or operator can implement visualized control on service applications on smart terminals to enhance security and ensure effective bandwidth control.

IoT extension

The AP has a built-in IoT module and provides a more stable PCIE port, achieving flexible extension of IoT protocols, such as RFID, ZigBee, BLE, and Thread. This practice helps implement the most comprehensive indoor IoT solution. Therefore, the AP is widely applied in shopping malls, supermarkets, office campuses, classrooms, and industrial IoT scenarios. In addition, the AP has a unique industrial-grade shell. After opening the shell in one-click, you can install an IoT card that is plug-and-play (PnP) with no need to route cables, presenting a pleasant appearance and simplifying O&M.

Leader AP*

The leader AP integrates some WLAN AC functions and can be used to manage Fit APs in small- and medium-sized enterprises and stores, implementing WLAN AC-free access not requiring licenses and saving customer investment.

Cloud-based Management

The AP can be managed via cloud, eliminating the need to deploy a WLAN AC. In cloud-based management mode, abundant authentication functions, such as pre-shared key (PSK) authentication, Portal authentication, SMS authentication, and social media authentication, can be implemented with no authentication server. This mode significantly simplifies the networking and reduces the capital expenditure (CAPEX). In addition, multiple advanced functions, such as online cloud-based network planning, cloud-based deployment, cloud-based inspection, and cloud-based O&M, can be implemented through Huawei cloud management platform. In multi-branch deployment scenarios, cloud APs are pre-configured on the cloud management platform. During onsite network deployment, you only need to power on the cloud APs, connect them to the network ports of switches, and implement plug-and-play (PnP) of the APs by scanning the QR codes. The pre-configurations then are automatically delivered to the APs, significantly shortening the network deployment time. The cloud management platform can monitor the network status, device status, and STA connection status of all sites in a comprehensive and intuitive manner.

Basic Specifications

Fat/Fit AP mode

Item	Description
WLAN features	<p>Compliance with IEEE 802.11ax and compatibility with IEEE 802.11a/b/g/n/ac/ac Wave 2</p> <p>Basic capabilities: providing 10 spatial streams, achieving up to 8.35 Gbps for the device</p> <p>RTU license upgrade: providing 12 spatial streams, achieving up to 10.75 Gbps for the device</p> <p>Maximum ratio combining (MRC)</p> <p>Space time block code (STBC)</p> <p>Cyclic Delay Diversity (CDD)/Cyclic Shift Diversity (CSD)</p> <p>Beamforming</p> <p>DL/UL MU-MIMO</p> <p>DL/UL OFDMA</p> <p>Compliance with 1024-QAM and compatibility with 256-QAM/64-QAM/16-QAM/8-QAM/QPSK/BPSK</p> <p>Target wake time (TWT)</p> <p>Low-density parity-check (LDPC)</p> <p>Frame aggregation, including A-MPDU (Tx/Rx) and A-MSDU (Tx/Rx)</p> <p>802.11 dynamic frequency selection (DFS)</p> <p>Short guard interval (GI) in 20 MHz, 40 MHz, 80 MHz, and 160 MHz modes</p> <p>Priority mapping and scheduling that are compliant with Wi-Fi multimedia (WMM) to implement priority-based data processing and forwarding. Automatic and manual rate adjustment (the rate is adjusted automatically by default)</p> <p>WLAN channel management and channel rate adjustment</p> <p>NOTE</p> <p><i>For detailed management channels, see the Country Code & Channel Compliance Table.</i></p> <p>Automatic channel scanning and interference avoidance</p> <p>Service set identifier (SSID) hiding</p> <p>Signal sustain technology (SST)</p> <p>Unscheduled automatic power save delivery (U-APSD)</p> <p>Control and Provisioning of Wireless Access Points (CAPWAP) in Fit AP mode</p> <p>Automatic login in Fit AP mode</p>

Item	Description
	<p>Extended Service Set (ESS) in Fit AP mode</p> <p>Multi-user CAC</p> <p>Advanced cellular coexistence (ACC), minimizing the impact of interference from cellular networks</p> <p>802.11k and 802.11v smart roaming</p> <p>802.11r fast roaming (≤ 50 ms)</p>
Network features	<p>Compliance with IEEE 802.3ab</p> <p>Auto-negotiation of the rate and duplex mode and automatic switchover between the Media Dependent Interface (MDI) and Media Dependent Interface Crossover (MDI-X)</p> <p>Compliance with IEEE 802.1q</p> <p>SSID-based VLAN assignment</p> <p>VLAN trunk on uplink Ethernet ports</p> <p>Management channel of the AP uplink port in tagged and untagged mode</p> <p>DHCP client, obtaining IP addresses through DHCP</p> <p>Tunnel data forwarding and direct data forwarding</p> <p>STA isolation in the same VLAN</p> <p>IPV4/IPV6 access control lists (ACLs)</p> <p>Link Layer Discovery Protocol (LLDP)</p> <p>Uninterrupted service forwarding upon CAPWAP channel disconnection in Fit AP mode</p> <p>Unified authentication on the AC in Fit AP mode</p> <p>AC dual-link backup in Fit AP mode</p> <p>In-service software upgrade (ISSU) in Fit AP mode</p> <p>Network Address Translation (NAT) in Fat AP mode</p> <p>IPv6 in Fit AP mode</p> <p>Soft Generic Routing Encapsulation (GRE)</p> <p>IPv6 Source Address Validation Improvements (SAVI)</p>
QoS features	<p>WMM parameter management for each radio</p> <p>WMM power saving</p> <p>Priority mapping for upstream packets and flow-based mapping for downstream packets</p> <p>Queue mapping and scheduling</p> <p>User-based bandwidth limiting</p> <p>Adaptive bandwidth management (automatic bandwidth adjustment based on the user quantity and radio environment) to improve user experience</p> <p>Airtime scheduling</p> <p>Application acceleration for VR and mobile gaming</p> <p>Air interface HQoS scheduling</p>
Security features	<p>Open system authentication</p> <p>WEP authentication/encryption using a 64-bit, 128-bit, 152-bit or 192-bit* encryption key</p> <p>WPA2-PSK authentication and encryption (WPA2 personal edition)</p> <p>WPA2-802.1X authentication and encryption (WPA2 enterprise edition)</p> <p>WPA3-SAE authentication and encryption (WPA3 personal edition)*</p> <p>WPA3-802.1X authentication and encryption (WPA3 enterprise edition)*</p> <p>WPA-WPA2 hybrid authentication</p> <p>WPA2-WPA3 hybrid authentication*</p> <p>WPA2-PPSK authentication and encryption in Fit AP mode</p>

Item	Description
	<p>WAPI authentication and encryption*</p> <p>Wireless intrusion detection system (WIDS) and wireless intrusion prevention system (WIPS), including rogue device detection and countermeasure, attack detection and dynamic blacklist, and STA/AP blacklist and whitelist</p> <p>802.1x authentication, MAC address authentication, and Portal authentication</p> <p>DHCP snooping</p> <p>Dynamic ARP Inspection (DAI)</p> <p>IP Source Guard (IPSG)</p> <p>802.11w Protected Management Frames (PMFs)</p>
Maintenance features	<p>Unified management and maintenance on the AC in Fit AP mode</p> <p>Automatic login and configuration loading, and plug-and-play (PnP) in Fit AP mode</p> <p>Batch upgrade in Fit AP mode</p> <p>Telnet</p> <p>STelnet using SSH v2</p> <p>SFTP using SSH v2</p> <p>Remote wireless O&M through the Bluetooth console port</p> <p>Web local AP management through HTTP or HTTPS in Fat AP mode</p> <p>Real-time configuration monitoring and fast fault location using the NMS</p> <p>SNMP v1/v2/v3 in Fat AP mode</p> <p>System status alarm</p> <p>Network Time Protocol (NTP) in Fat AP mode</p>
BYOD	<p>NOTE</p> <p><i>The AP supports bring your own device (BYOD) only in Fit AP mode.</i></p> <p>Identifies the device type according to the organizationally unique identifier (OUI) in the MAC address.</p> <p>Identifies the device type according to the user agent (UA) information in an HTTP packet.</p> <p>Identifies the device type according to DHCP options.</p> <p>The RADIUS server delivers packet forwarding, security, and QoS policies according to the device type carried in the RADIUS authentication and accounting packets.</p>
Location service	<p>NOTE</p> <p><i>The AP supports the locating service only in Fit AP mode.</i></p> <p>STA location</p> <p>Working with the location server to locate rogue devices</p> <p>Bluetooth location</p>
Spectrum analysis	<p>NOTE</p> <p><i>The AP supports spectrum analysis only in Fit AP mode.</i></p> <p>Identification of more than eight interference sources including bluetooth devices, microwave ovens, cordless phones, ZigBee devices, game controllers, 2.4 GHz/5 GHz wireless video and audio devices, and baby monitors</p> <p>Working with the location server to locate interference sources and perform spectrum analysis on them</p>

Cloud-based management mode

Item	Description
WLAN features	Compliance with IEEE 802.11ax and compatibility with IEEE 802.11a/b/g/n/ac/ac Wave 2

Item	Description
	<p>Basic mode: providing 10 spatial streams, achieving up to 8.35 Gbps for the device</p> <p>RTU mode: providing 12 spatial streams, achieving up to 10.75 Gbps for the device</p> <p>Maximum ratio combining (MRC)</p> <p>Space time block code (STBC)</p> <p>Cyclic Delay Diversity (CDD)/Cyclic Shift Diversity (CSD)</p> <p>Beamforming</p> <p>DL/UL MU-MIMO</p> <p>DL/UL OFDMA</p> <p>Compliance with 1024-QAM and compatibility with 256-QAM/64-QAM/16-QAM/8-QAM/QPSK/BPSK</p> <p>Low-density parity-check (LDPC)</p> <p>Frame aggregation, including A-MPDU (Tx/Rx) and A-MSDU (Tx/Rx)</p> <p>802.11 dynamic frequency selection (DFS)</p> <p>Priority mapping and scheduling that are compliant with Wi-Fi multimedia (WMM) to implement priority-based data processing and forwarding. Automatic and manual rate adjustment (the rate is adjusted automatically by default)</p> <p>WLAN channel management and channel rate adjustment</p> <p>NOTE</p> <p><i>For detailed management channels, see the Country Code & Channel Compliance Table.</i></p> <p>Automatic channel scanning and interference avoidance</p> <p>Service set identifier (SSID) hiding</p> <p>Signal sustain technology (SST)</p> <p>Unscheduled automatic power save delivery (U-APSD)</p>
Network features	<p>Compliance with IEEE 802.3ab</p> <p>Auto-negotiation of the rate and duplex mode and automatic switchover between the Media Dependent Interface (MDI) and Media Dependent Interface Crossover (MDI-X)</p> <p>Compliance with IEEE 802.1q</p> <p>SSID-based VLAN assignment</p> <p>DHCP client, obtaining IP addresses through DHCP</p> <p>STA isolation in the same VLAN</p> <p>Access control lists (ACLs)</p> <p>Unified authentication on the Agile Controller</p> <p>Network Address Translation (NAT)</p>
QoS features	<p>WMM parameter management for each radio</p> <p>WMM power saving</p> <p>Priority mapping for upstream packets and flow-based mapping for downstream packets</p> <p>Queue mapping and scheduling</p> <p>User-based bandwidth limiting</p> <p>Airtime scheduling</p> <p>Application acceleration for VR and mobile gaming</p> <p>Air interface HQoS scheduling</p>
Security features	<p>Open system authentication</p> <p>WEP authentication/encryption using a 64-bit, 128-bit, 152-bit or 192-bit* encryption key</p> <p>WPA2-PSK authentication and encryption (WPA2 personal edition)</p> <p>WPA2-802.1X authentication and encryption (WPA2 enterprise edition)</p>

Item	Description
	<p>WPA3-SAE authentication and encryption (WPA3 personal edition)*</p> <p>WPA3-802.1X authentication and encryption (WPA3 enterprise edition)*</p> <p>WPA-WPA2 hybrid authentication</p> <p>WPA2-WPA3 hybrid authentication*</p> <p>802.1x authentication, MAC address authentication, and Portal authentication</p> <p>DHCP snooping</p> <p>Dynamic ARP Inspection (DAI)</p> <p>IP Source Guard (IPSG)</p>
Maintenance features	<p>Unified management and maintenance on the Agile Controller</p> <p>Automatic login and configuration loading, and plug-and-play (PnP)</p> <p>Batch upgrade</p> <p>Telnet</p> <p>STelnet using SSH v2</p> <p>SFTP using SSH v2</p> <p>Remote wireless O&M through the Bluetooth console port</p> <p>Web local AP management through HTTP or HTTPS</p> <p>Real-time configuration monitoring and fast fault location using the NMS</p> <p>System status alarm</p> <p>Network Time Protocol (NTP)</p>

Technical Specifications

Item	Description			
Technical specifications	Dimensions (H x W x D)	220*220*61mm		
	Weight	1.85kg		
	Interface type	1 x 10GE electrical, 1 x GE electrical, and 1 x 10GE SFP+ 1 x USB interface NOTE <ul style="list-style-type: none"> 10GE electrical port can also support 100M/1000M/2.5GE/5GE rates and supports PoE input. 10G optical port can also support 10GE/GE/GPON optical module. GE electrical port can also support 10M/100M/1000M rates. 		
	IoT expansion	Build in IoT slots: Supporting PCIe cards such as ZigBee, RFID, and Thread.		
	Bluetooth	Build in BLE5.0		
	LED indicator	Indicates the power-on, startup, running, alarm, and fault states of the system.		
Power specifications	Power input	<ul style="list-style-type: none"> DC: 48V±10% PoE power supply: In compliance with 802.3at/bt 		
	PoE power supply mode	2.4GHz	5GHz	Maximum power consumption (excluding USB and IoT)

Item	Description			
	802.3bt (PoE++)	4x4	4x4+4x4 (RTU)	<51W
		4x4	6x6/8x8 (RTU)	
	802.3at (PoE+)	2x2	4x4	<25.5W
	<p>NOTE</p> <p>For details about the working status of the Ethernet port, IoT, and USB in different power supply modes, see the Specification Query Tool.</p> <p>The actual maximum power consumption depends on local laws and regulations.</p>			
Environmental specifications	Operating temperature	-10°C to +50°C NOTE <i>The temperature of the shell may be higher than the operating temperature of the device, but is within the scope of safety standards; therefore, the normal running of the device will not be affected.</i>		
	Storage temperature	-40°C to +70°C		
	Operating humidity	5% to 95% (non-condensing)		
	Altitude	-60 m to +5000 m		
	Atmospheric pressure	53 kPa to 106 kPa		
Radio specifications	Antenna type	AirEngine 6760-X1: Built-in smart antennas AirEngine 6760-X1E: External antennas		
	Antenna gain	AirEngine 6760-X1 2.4GHz: 4.5dBi 5GHz: 6dBi NOTE <ul style="list-style-type: none"> The gains above are the single-antenna peak gains. The equivalent antenna gain after all 2.4 GHz or 5 GHz antennas are combined is 2.5dBi in 2.4 GHz or 2.5 dBi in 5 GHz. 		
	Maximum number of SSIDs for each radio	≤ 16		
	Maximum number of users	≤ 1024 (dual-radio) ≤ 1152 (triple-radio) NOTE <i>The actual number of users varies according to the environment.</i>		
	Maximum transmit power	2.4G: 26 dBm (combined power) 5G: 29 dBm (combined power) NOTE <i>The actual transmit power depends on local laws and regulations.</i>		
	Power increment	1 dBm		

Maximum number of non-overlapping channels

2.4 GHz (2.412 GHz to 2.472 GHz)

- 802.11b/g
 - 20 MHz: 3
- 802.11n
 - 20 MHz: 3
 - 40 MHz: 1
- 802.11ax
 - 20 MHz: 3
 - 40 MHz: 1

5 GHz (5.18 GHz to 5.825 GHz)

- 802.11a
 - 20 MHz: 13
- 802.11n
 - 20 MHz: 13
 - 40 MHz: 6
- 802.11ac
 - 20 MHz: 13
 - 40 MHz: 6
 - 80 MHz: 3
 - 160 MHz: 1
- 802.11ax
 - 20 MHz: 13
 - 40 MHz: 6
 - 80 MHz: 3
 - 160 MHz: 1

NOTE

The table uses the number of non-overlapping channels supported by China as an example. The number of non-overlapping channels varies in different countries. For details, see the Country Codes & Channels Compliance

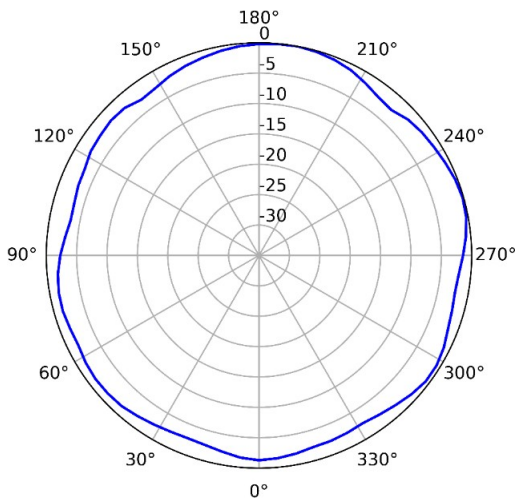
Standards Compliance

Item	Description		
Safety standards	UL 62368-1 EN 62368-1 IEC 62368-1	GB 4943 EN 60950-1 UL 60950-1	CAN/CSA 22.2 No.60950-1 IEC 60950-1
Radio standards	ETSI EN 300 328 ETSI EN 301 893	RSS-210	AS/NZS 4268
EMC standards	EN 301 489-1 EN 301 489-17 ETSI EN 60601-1-2 FCC Part 15 ICES-003 YD/T 1312.2-2004	ITU k.20 GB 9254 GB 17625.1 AS/NZS CISPR22 EN 55022	EN 55024 CISPR 22 CISPR 24 IEC61000-4-6 IEC61000-4-2
IEEE standards	IEEE 802.11a/b/g IEEE 802.11n IEEE 802.11ac IEEE 802.11ax	IEEE 802.11h IEEE 802.11d IEEE 802.11e IEEE 802.11k	IEEE 802.11u IEEE 802.11v IEEE 802.11w IEEE 802.11r
Security standards	802.11i, Wi-Fi Protected Access 2(WPA2), WPA, WPA3* NOTE		

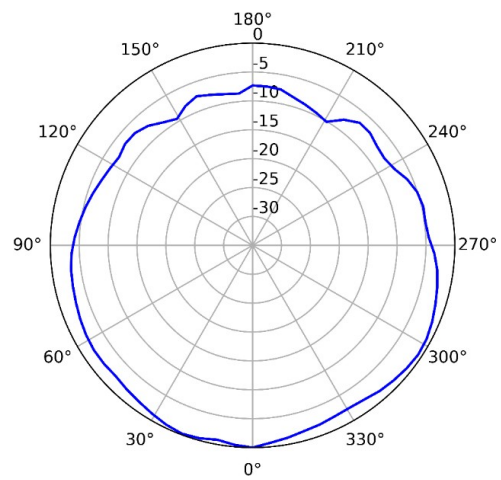
Item	Description		
	<i>This function can be implemented through software upgrades.</i>		
	802.1X Advanced Encryption Standards(AES), Temporal Key Integrity Protocol(TKIP) EAP Type(s)		
EMF	CENELEC EN 62311 CENELEC EN 50385	OET65 RSS-102	FCC Part1&2 FCC KDB Series
RoHS	Directive 2002/95/EC & 2011/65/EU		
Reach	Regulation 1907/2006/EC		
WEEE	Directive 2002/96/EC & 2012/19/EU		

Antennas Pattern

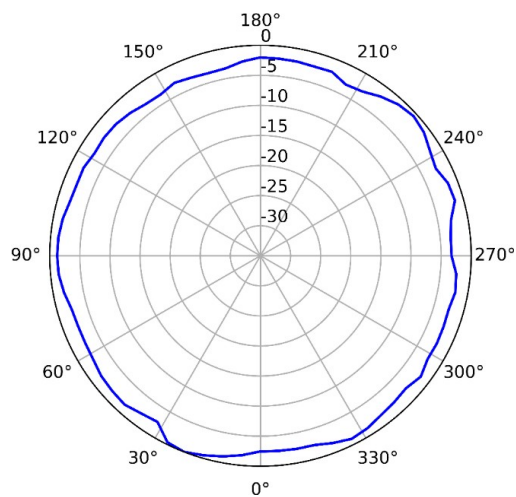
AirEngine 6760-X1



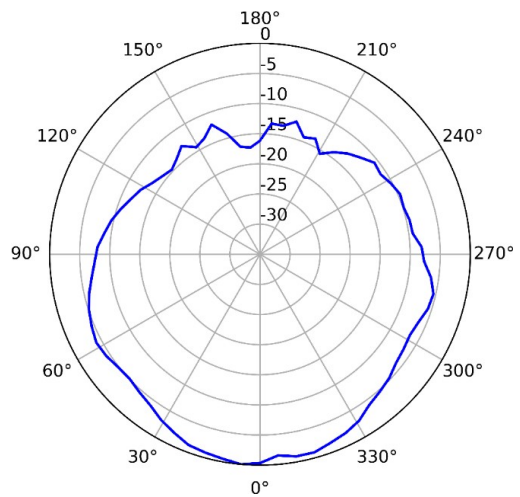
2.4GHz (Horizontal)



2.4GHz (Vertical)



5GHz (Horizontal)



5GHz (Vertical)

More Information

For more information about Huawei WLAN products, visit <http://e.huawei.com> or contact us in the following ways:

- Global service hotline: <http://e.huawei.com/en/service-hotline>
- Logging in to the Huawei Enterprise technical support web: <http://support.huawei.com/enterprise/>
- Sending an email to the customer service mailbox: support_e@huawei.com

Copyright © Huawei Technologies Co., Ltd. 2020. All rights reserved.

No part of this document may be reproduced or transmitted in any form or by any means without prior written consent of Huawei Technologies Co., Ltd.

Trademarks and Permissions



HUAWEI and other Huawei trademarks are trademarks of Huawei Technologies Co., Ltd.

All other trademarks and trade names mentioned in this document are the property of their respective holders.

Notice

The purchased products, services and features are stipulated by the contract made between Huawei and the customer. All or part of the products, services and features described in this document may not be within the purchase scope or the usage scope. Unless otherwise specified in the contract, all statements, information, and recommendations in this document are provided "AS IS" without warranties, guarantees or representations of any kind, either express or implied.

The information in this document is subject to change without notice. Every effort has been made in the preparation of this document to ensure accuracy of the contents, but all statements, information, and recommendations in this document do not constitute a warranty of any kind, express or implied.

Huawei Technologies Co., Ltd.

Address: Huawei Industrial Base Bantian, Longgang Shenzhen 518129 People's Republic of China

Website: www.huawei.com