



SOCKETS
STECKSCHLÜSSEL
DOUILLES
LLAVES DE VASO





Sockets, 6 point & deep well

Steckschlüsseleinsätze, 6-kant & lang - Douilles, 6 pans & longues
Llave de vaso hexagonal & largo



CA

1/4" Drive

Part No.	s mm	l mm	g	Part No.	s mm	l mm	g
CA1040	4	22	11	CA2040	4	50	25
CA1045	4.5	22	11	CA2045	4.5	50	25
CA1050	5	22	12	CA2050	5	50	28
CA1055	5.5	22	12	CA2055	5.5	50	28
CA1060	6	22	12	CA2060	6	50	28
CA1070	7	22	13	CA2070	7	50	30
CA1080	8	22	15	CA2080	8	50	34
CA1090	9	22	17	CA2090	9	50	39
CA1100	10	22	18	CA2100	10	50	41
CA1110	11	22	24	CA2110	11	50	55
CA1120	12	22	32	CA2120	12	50	72
CA1130	13	22	32	CA2130	13	50	72
CA1140	14	22	40	CA2140	14	50	90

DA

1/4" Drive

Part No.	s inch	l mm	g	Part No.	s inch	l mm	g
DA1048	3/16"	22	12	DA2048	-	50	25
DA1056	7/32	22	12	DA2056	-	50	25
DA1064	1/4"	22	12	DA2064	-	50	28
DA1070	9/32	22	13	DA2070	-	50	30
DA1080	5/16	22	15	DA2080	-	50	34
DA1087	11/32	22	17	DA2087	-	50	39
DA1100	3/8	22	18	DA2100	-	50	41
DA1120	7/16	22	32	DA2120	-	50	72
DA1130	1/2	22	32	DA2130	-	50	72
DA1150	9/16	22	40	DA2150	-	50	100

CB

3/8" Drive

Part No.	s mm	l mm	g	Part No.	s mm	l mm	g
CB1006	6	31	20	CB2006	-	70	45
CB1007	7	31	20	CB2007	-	70	45
CB1008	8	31	20	CB2008	-	70	45
CB1009	9	31	20	CB2009	-	70	45
CB1010	10	31	30	CB2010	-	70	85
CB1011	11	31	40	CB2011	-	70	85
CB1012	12	31	40	CB2012	-	70	85
CB1013	13	31	40	CB2013	-	70	85
CB1014	14	31	50	CB2014	-	70	105
CB1015	15	34	60	CB2015	-	70	120
CB1016	16	34	60	CB2016	-	70	120
CB1017	17	34	60	CB2017	-	70	120
CB1018	18	34	70	CB2018	-	70	140
CB1019	19	34	70	CB2019	-	70	140
CB1020	20	38	80	CB2020	-	70	160
CB1021	21	38	80	CB2021	-	70	160
CB1022	22	38	90	CB2022	-	70	180

DB

3/8" Drive

Part No.	s inch	l mm	g	Part No.	s inch	l mm	g
DB1006	1/4"	31	20	DB2006	-	70	45
DB1008	5/16"	31	20	DB2008	-	70	45
DB1010	3/8"	31	30	DB2010	-	70	85
DB1012	7/16"	31	40	DB2012	-	70	85
DB1013	1/2"	31	40	DB2013	-	70	85
DB1014	9/16"	31	50	DB2014	-	70	105
DB1016	5/8"	34	60	DB2016	-	70	120
DB1018	11/16"	34	70	DB2018	-	70	140
DB1019	3/4"	34	70	DB2019	-	70	140
DB1021	13/16"	38	80	DB2021	-	70	160
DB1022	7/8"	38	90	DB2 022	-	70	180

CC

1/2" Drive

Part No.	s mm	l mm	g	Part No.	s mm	l mm	g
CC1008	8	40	65	CC2008	8	82	125
CC1009	9	40	65	CC2009	9	82	125
CC1010	10	40	75	CC2010	10	82	145
CC1011	11	40	75	CC2011	11	82	145
CC1012	12	40	75	CC2012	12	82	145
CC1013	13	40	75	CC2013	13	82	145
CC1014	14	40	80	CC2014	14	82	150
CC1015	15	40	85	CC2015	15	82	155
CC1016	16	40	85	CC2016	16	82	155
CC1017	17	40	100	CC2017	17	82	185
CC1018	18	40	100	CC2018	18	82	185
CC1019	19	42	110	CC2019	19	82	200
CC1020	20	42	110	CC2020	20	82	200
CC1021	21	42	125	CC2021	21	82	230
CC1022	22	44	140	CC2022	22	82	255
CC1023	23	44	140	CC2023	23	82	255
CC1024	24	46	180	CC2024	24	82	330
CC1025	25	46	180	CC2025	25	82	330
CC1026	26	46	220	CC2026	26	82	400
CC1027	27	48	220	CC2027	27	82	400
CC1028	28	48	230	CC2028	28	82	420
CC1029	29	48	260	CC2029	29	82	475
CC1030	30	50	260	CC2030	30	82	475
CC1032	32	50	260	CC2032	32	82	475

DC

1/2" Drive

Part No.	s inch	l mm	g	Part No.	s inch	l mm	g
DC1008	5/16	40	65	DC2008	5/16	82	125
DC1009	3/8	40	75	DC2009	3/8	82	125
DC1011	7/16	40	75	DC2011	7/16	82	145
DC1013	1/2	40	75	DC2013	1/2	82	145
DC1014	9/16	40	75	DC2014	9/16	82	150
DC1015	19/32	40	80	DC2015	19/32	82	155
DC1016	5/8	40	85	DC2016	5/8	82	155
DC1018	11/16	40	100	DC2018	11/16	82	185
DC1019	3/4	42	100	DC2019	3/4	82	200
DC1020	25/32	42	110	DC2020	25/32	82	200
DC1021	13/16	42	110	DC2021	13/16	82	230
DC1022	7/8	44	125	DC2022	7/8	82	255
DC1024	15/16	46	140	DC2024	15/16	82	330
DC1026	1	46	180	DC2026	1	82	400
DC1027	1.1/16	48	220	DC2027	1.1/16	82	400
DC1029	1.1/8	48	230	DC2029	1.1/8	82	475
DC1030	1.3/16	50	230	DC2030	1.3/16	82	475
DC1032	1.1/4	50	260	DC2032	1.1/4	82	475



CD

3/4" Drive

Part No.	s mm	l mm	g	Part No.	s mm	l mm	g
CD1019	19	50	190	CD2019	19	90	300
CD1022	22	50	230	CD2022	22	90	355
CD1024	24	50	260	CD2024	24	90	400
CD1027	27	55	280	CD2027	27	90	430
CD1030	30	55	300	CD2030	30	90	435
CD1032	32	60	330	CD2032	32	90	480
CD1033	33	60	350	CD2033	33	90	510
CD1034	34	60	350	CD2034	34	90	510
CD1035	35	60	350	CD2035	35	90	540
CD1036	36	65	400	CD2036	36	90	554
CD1037	37	65	400	CD2037	37	90	554
CD1038	38	65	450	CD2038	38	90	690
CD1041	41	65	450	CD2041	41	90	690
CD1042	42	65	550	CD2042	42	90	850
CD1046	46	65	600	CD2046	46	100	925
CD1047	47	65	600	CD2047	47	100	925
CD1050	50	65	700	CD2050	50	100	1080
CD1052	52	65	700	CD2052	52	100	1080
CD1055	55	65	850	CD2055	55	100	1300
CD1060	60	65	1300	CD2060	60	100	2000

DD

3/4" Drive

Part No.	s inch	l mm	g	Part No.	s inch	l mm	g
DD1019	3/4	50	190	DD2029	3/4	90	300
DD1022	7/8	50	230	DD2022	7/8	90	355
DD1026	1	55	260	DD2026	1	90	400
DD1027	1.1/16	55	280	DD2027	1.1/16	90	430
DD1030	1.3/16	55	300	DD2030	1.3/16	90	480
DD1033	1.5/16	62	350	DD2033	1.5/16	90	510
DD1035	1.3/8	65	350	DD2035	1.3/8	90	540
DD1037	1.7/16	65	400	DD2037	1.7/16	90	615
DD1038	1.1/2	65	450	DD2038	1.1/2	90	690
DD1039	1.9/16	65	450	DD2039	1.9/16	90	690
DD1041	1.5/8	65	450	DD2041	1.5/8	90	690
DD1043	1.11/16	65	550	DD2043	1.11/16	90	850
DD1044	1.3/4	65	550	DD2044	1.3/4	100	850
DD1046	1.13/16	65	600	DD2046	1.13/16	100	925
DD1048	1.7/8	65	600	DD2048	1.7/8	100	925
DD1049	1.15/16	65	700	DD2049	1.15/16	100	1080
DD1051	2	65	700	DD2051	2	100	1080

CE

1" Drive

Part No.	s mm	l mm	g	Part No.	s mm	l mm	g
CE1036	36	70	685	CE2036	36	100	979
CE1041	41	70	853	CE2041	41	100	1219
CE1046	46	75	1114	CE2046	46	115	1708
CE1050	50	80	1374	CE2050	50	115	1975
CE1055	55	85	1727	CE2055	55	125	2539
CE1060	60	90	2134	CE2060	60	125	2964
CE1065	65	95	2601	CE2065	65	135	3696
CE1070	70	95	2974	CE2070	70	135	4227
CE1075	75	100	3550	CE2075	75	140	4970
CE1080	80	100	3996	CE2080	80	140	5594

DE


1" Drive

Part No.	s inch	l mm	g	Part No.	s inch	l mm	g
DE1037	1.7/16	70	578	DE2037	1.7/16	100	890
DE1038	1.1/2	70	685	DE2038	1.1/2	100	979
DE1041	1.5/8	70	853	DE2041	1.5/8	100	1219
DE1046	1.13/16	75	1114	DE2046	1.13/16	115	1708
DE1051	2	80	1374	DE2051	2	115	1975
DE1054	2.1/8	85	1727	DE2054	2.1/8	125	2539
DE1060	2.3/8	90	2134	DE2060	2.3/8	125	2964
DE1065	2.9/16	95	2601	DE2065	2.9/16	135	3696
DE1070	2.3/4	95	2974	DE2070	2.3/4	135	4227
DE1075	2.15/16	100	3550	DE2075	2.15/16	140	4970
DE1079	3.1/8	100	3996	DE2079	3.1/8	140	5594

CA - CC - CD - CE

Ratchet

Knarre - Cliquet réversible - Llave trinquete



1/4" Drive

Part No.	a inch	l mm	g
CA5000	1/4	130	85

3/8" Drive

Part No.	a inch	l mm	g
CB5000	3/8	190	300

1/2" Drive

Part No.	a inch	l mm	g
CC5000	1/2	250	560

3/4" Drive

Part No.	a inch	l mm	g
CD5000	3/4	455	2000

1" Drive

Part No.	a inch	l mm	g
CE5000	1	660	4000



CA - CC - CD - CE

Extension bar

Verlängerungen - Rallonge - Alargadera llave de vaso



1/4" Drive

Part No.	a inch	l mm	g
CA5050	1/4	50	35
CA5100	1/4	100	55
CA5150	1/4	150	100

1/2" Drive

Part No.	a inch	l mm	g
CC5075	1/2	75	130
CC5125	1/2	125	225
CC5250	1/2	250	420

3/4" Drive

Part No.	a inch	l mm	g
CD5095	3/4	95	155
CD5200	3/4	200	480
CD5400	3/4	400	1250

1" Drive

Part No.	a inch	l mm	g
CE5200	1	200	1050
CE5400	1	400	2000

CA - CC - CD

Hinged handle

Gelenkgriff - Poignée articulée - Mango de cabeza deslizante



1/4" Drive

Part No.	a inch	l mm	g
CA5800	1/4	150	85

1/2" Drive

Part No.	a inch	l mm	g
CC5800	1/2	305	930


3/4" Drive

Part No.	a inch	l mm	g
CD5800	3/4	500	1300

CA - CC - CD - CE

Sliding T bar

T - Gleitgriff - Poignée coulissante - Mango corredizo en T



1/4" Drive

Part No.	a inch	l mm	g
CA5820	1/4	115	55

1/2" Drive

Part No.	a inch	l mm	g
CC5820	1/2	290	500

3/4" Drive

Part No.	a inch	l mm	g
CD5820	3/4	500	1200


1" Drive

Part No.	a inch	l mm	g
CE5820	1	700	3000

CA - CC - CD - CE

Universal joint

Kardangelenken - Cardan - Articulación universal



1/4" Drive

Part No.	a inch	l mm	g
CA5840	1/4	33	25

1/2" Drive

Part No.	a inch	l mm	g
CC5840	1/2"	75	190

3/4" Drive

Part No.	a inch	l mm	g
CD5840	3/4"	90	350

1" Drive

Part No.	a inch	l mm	g
CE5840	1	120	1350




CC

1/2"-3/4" Drive

Speed handle

Winde - Manivelle - Manivela



Part No.	a1 inch	a2 inch	l mm	g
CC5860	1/2	3/4	410	1350




1/2" Drive

Part No.	s mm	g	parts
CC9000	8, 9, 10, 11, 12, 13, 14, 15, 16, 17, 18, 19, 20, 21, 22, 23, 24, 25, 26, 27, 28, 29, 30, 32	7200	Ratchet, extension bar 75 & 250mm, sliding T bar, hinged handle, universal joint.

CA - CC - CD

Adapter, Converter

Übergangsteil - Réducteur - Adaptador para trinquete



1/4" Drive

Part No.	a1 inch	a2 inch	l mm	g
CA5893	1/4	1/2	24	36

1/2" Drive

Part No.	a1 inch	a2 inch	l mm	g
CC5893	1/2	3/4	42	80

3/4" Drive

Part No.	a1 inch	a2 inch	l mm	g
CD5893	3/4	1	45	380

DC9000	5/16, 3/8, 7/16, 1/2, 9/16, 19/32, 5/8, 11/16, 3/4, 25/32, 13/16, 7/8, 15/16, 1, 1.1/16, 1.1/8, 1.1/4	6900	Ratchet, extension bar 75 & 250mm, sliding T bar, hinged handle, universal joint.
--------	---	------	---



3/4" Drive

Part No.	s mm	g	parts
CD9000	19, 22, 24, 27, 30, 32, 36, 38, 41, 46, 50, 55, 60	15200	Ratchet, extension bar 200 & 400mm, sliding T bar, hinged handle, universal joint.

DD9000	1.5/16, 1.3/8, 1.7/16, 1.1/2, 1.9/16, 1.5/8, 1.11/16, 1.3/4, 1.13/16, 1.7/8, 2	14150	Ratchet, extension bar 200 & 400mm, sliding T bar, hinged handle, universal joint.
--------	--	-------	--

CA/DA - CC/DC - CD/DD - CE/DE

Socket sets, 6 point

Steckschlüssel-Garnitur - 6-kant set de douilles, 6 pans
Set de llave vaso, hexagonal



1/4" Drive

Part No.	s mm	g	parts
CA9000	4, 4.5, 5, 5.5, 6, 7, 8, 9, 10, 11, 12, 13, 14	980	Ratchet, extension bar 100 mm, sliding T bar, universal joint.

DA9000	3/16, 7/32, 1/4, 9/32, 5/16, 11/32, 3/8, 7/16, 1/2, 9/16	900	Ratchet, extension bar 100 mm, sliding T bar, universal joint.
--------	--	-----	--



1" Drive

Part No.	s mm	g	parts
CE9000	36, 41, 46, 50, 55, 60, 65, 70, 75, 80	37400	Ratchet, extension bar 200 & 400mm, sliding T bar, universal joint.

DE9000	1.7/16, 1.5/8, 1.13/16, 2, 2.1/8, 2.3/8, 2.9/16, 2.3/4, 2.15/16, 3.1/8	37300	Ratchet, extension bar 200 & 400mm, sliding T bar, universal joint.
--------	--	-------	---



**CC - DC - CD - DD - CE - DE
CF - DF - CG - DG**

Impact sockets, 6 point & deep well

Schlagschraubereinsätze, 6-kant & lang - Douilles impact, 6 pans & longues
Llaves de vaso de impacto, hexagonal & largos



1/2" Drive

Part No.	s mm	l mm	g	Part No.	s mm	l mm	g
CC3008	8	42	65	CC4008	8	82	125
CC3009	9	42	65	CC4009	9	82	125
CC3010	10	42	75	CC4010	10	82	145
CC3011	11	42	75	CC4011	11	82	145
CC3012	12	44	75	CC4012	12	82	145
CC3013	13	44	75	CC4013	13	82	145
CC3014	14	44	80	CC4014	14	82	150
CC3015	15	44	85	CC4015	15	82	155
CC3016	16	44	85	CC4016	16	82	155
CC3017	17	44	100	CC4017	17	82	185
CC3018	18	44	100	CC4018	18	82	185
CC3019	19	44	110	CC4019	19	82	200
CC3020	20	44	110	CC4020	20	82	200
CC3021	21	44	125	CC4021	21	82	230
CC3022	22	44	140	CC4022	22	82	255
CC3023	23	44	140	CC4023	23	82	255
CC3024	24	46	180	CC4024	24	82	330
CC3025	25	46	180	CC4025	25	82	330
CC3026	26	46	220	CC4026	26	82	400
CC3027	27	48	220	CC4027	27	82	400
CC3028	28	48	230	CC4028	28	82	420
CC3029	29	48	260	CC4029	29	82	475
CC3030	30	50	260	CC4030	30	82	475
CC3032	32	50	260	CC4032	32	82	475

1/2" Drive

Part No.	s inch	l mm	g	Part No.	s inch	l mm	g
DC3008	5/16	42	65	DC4008	5/16	82	125
DC3009	3/8	42	75	DC4009	3/8	82	125
DC3011	7/16	42	75	DC4011	7/16	82	145
DC3013	1/2	44	75	DC4013	1/2	82	145
DC3014	9/16	44	75	DC4014	9/16	82	150
DC3015	19/32	44	80	DC4015	19/32	82	155
DC3016	5/8	44	85	DC4016	5/8	82	155
DC3018	11/16	44	100	DC4018	11/16	82	185
DC3019	3/4	44	100	DC4019	3/4	82	200
DC3020	25/32	44	110	DC4020	25/32	82	200
DC3021	13/16	44	110	DC4021	13/16	82	230
DC3022	7/8	44	125	DC4022	7/8	82	255
DC3024	15/16	44	140	DC4024	15/16	82	330
DC3026	1	46	180	DC4026	1	82	400
DC3027	1.1/16	48	220	DC4027	1.1/16	82	400
DC3029	1.1/8	48	230	DC4029	1.1/8	82	475
DC3030	1.3/16	50	230	DC4030	1.3/16	82	475
DC3032	1.1/4	50	260	DC4032	1.1/4	82	475

3/4" Drive

Part No.	s mm	l mm	g	Part No.	s mm	l mm	g
CD3019	19	55	190	CD4019	19	90	300
CD3022	22	55	230	CD4022	22	90	355
CD3024	24	55	260	CD4024	24	90	400
CD3027	27	55	280	CD4027	27	90	430
CD3030	30	62	300	CD4030	30	95	460
CD3032	32	62	330	CD4032	32	95	480
CD3034	34	62	350	CD4034	34	95	510
CD3036	36	65	400	CD4036	36	95	585
CD3041	41	65	450	CD4041	41	100	690
CD3046	46	65	600	CD4046	46	100	925
CD3050	50	65	700	CD4050	50	100	1080
CD3055	55	65	850	CD4055	55	100	1300
CD3060	60	65	1300	CD4060	60	100	2000

3/4" Drive

Part No.	s inch	l mm	g	Part No.	s inch	l mm	g
DD3019	3/4	55	190	DD4019	3/4	90	300
DD3022	7/8	55	230	DD4022	7/8	90	355
DD3026	1	55	260	DD4026	1	90	400
DD3027	1.1/16	55	280	DD4027	1.1/16	90	430
DD3030	1.3/16	62	300	DD4030	1.3/16	95	480
DD3033	1.5/16	62	350	DD4033	1.5/16	95	510
DD3035	1.3/8	65	350	DD4035	1.3/8	95	540
DD3037	1.7/16	65	400	DD4037	1.7/16	95	615
DD3038	1.1/2	65	450	DD4038	1.1/2	100	690
DD3041	1.5/8	65	450	DD4041	1.5/8	100	690
DD3044	1.3/4	65	550	DD4044	1.3/4	100	850
DD3048	1.7/8	65	600	DD4048	1.7/8	100	925
DD3051	2	65	700	DD4051	2	100	1080

1" Drive

Part No.	s mm	l mm	g	Part No.	s mm	l mm	g
CE3030	30	65	557	CE4030	30	100	857
CE3032	32	65	614	CE4032	32	100	944
CE3034	34	65	673	CE4034	34	100	1035
CE3036	36	70	792	CE4036	36	100	1131
CE3041	41	70	972	CE4041	41	100	1388
CE3046	46	75	1254	CE4046	46	115	1922
CE3050	50	80	1534	CE4050	50	115	2205
CE3055	55	85	1911	CE4055	55	125	2810
CE3060	60	90	2345	CE4060	60	125	3257
CE3065	65	95	2839	CE4065	65	135	4035
CE3070	70	95	3229	CE4070	70	135	4588
CE3075	75	100	3835	CE4075	75	140	5369
CE3080	80	100	4297	CE4080	80	140	6016

1" Drive

Part No.	s inch	l mm	g	Part No.	s inch	l mm	g
DE3029	1.1/8	65	557	DE4029	1.1/8	100	857
DE3032	1.1/4	65	614	DE4032	1.1/4	100	944
DE3033	1.5/16	65	673	DE4033	1.5/16	100	1035
DE3038	1.1/2	70	792	DE4038	1.1/2	100	1131
DE3041	1.5/8	70	972	DE4041	1.5/8	100	1388
DE3046	1.13/16	75	1254	DE4046	1.13/16	115	1922
DE3051	2	80	1534	DE4051	2	115	2205
DE3054	2.1/8	85	1911	DE4054	2.1/8	125	2810
DE3060	2.3/8	90	2345	DE4060	2.3/8	125	3257
DE3065	2.9/16	95	2839	DE4065	2.9/16	135	4035
DE3070	2.3/4	95	3229	DE4070	2.3/4	135	4588
DE3075	2.15/16	95	3835	DE4075	2.15/16	140	5369
DE3079	3.1/8	95	4297	DE4079	3.1/8	140	6016

1 1/2" Drive

Part No.	s mm	l mm	g	Part No.	s mm	l mm	g
CF3036	36	80	1082	CF4036	36	120	1664
CF3041	41	80	1336	CF4041	41	120	2004
CF3046	46	85	1663	CF4046	46	150	2970
CF3050	50	90	1955	CF4050	50	150	3370
CF3055	55	90	2343	CF4055	55	150	3906
CF3060	60	95	2838	CF4060	60	150	4481
CF3065	65	100	3397	CF4065	65	150	5095
CF3070	70	105	4025	CF4070	70	170	6516
CF3075	75	110	4725	CF4075	75	170	7302
CF3080	80	115	5550	CF4080	80	180	8611
CF3085	85	120	6359	CF4085	85	180	9539
CF3090	90	125	7418	CF4090	90	180	10513
CF3095	95	127	8139	CF4095	95	180	11535
CF3100	100	130	9103	CF4100	100	180	12604
CF3105	105	130	9910	CF4105	105	190	14483

1 1/2" Drive

Part No.	s inch	l mm	g	Part No.	s inch	l mm	g
DF3035	1.3/8	80	1082	DF4035	1.3/8	120	1664
DF3041	1.5/8	80	1336	DF4041	1.5/8	120	2004
DF3046	1.13/16	85	1663	DF4046	1.13/16	150	2970
DF3051	2	90	1955	DF4051	2	150	3370
DF3054	2.1/8	90	2343	DF4054	2.1/8	150	3906
DF3060	2.3/8	95	2838	DF4060	2.3/8	150	4481
DF3065	2.9/16	100	3397	DF4065	2.9/16	150	5095
DF3070	2.3/4	105	4025	DF4070	2.3/4	170	6516
DF3075	2.15/16	110	4725	DF4075	2.15/16	170	7302
DF3079	3.1/8	115	5550	DF4079	3.1/8	180	8611
DF3086	3.3/8	120	6359	DF4086	3.3/8	180	9539
DF3089	3.1/2	125	7418	DF4089	3.1/2	180	10513
DF3095	3.3/4	127	8139	DF4095	3.3/4	180	11535
DF3100	3.15/16	130	9103	DF4100	3.15/16	180	12604
DF3104	4.1/8	130	9910	DF4104	4.1/8	190	14483

2 1/2" Drive

Part No.	s mm	l mm	g	Part No.	s mm	l mm	g
CG3075	75	140	6653	CG4075	75	180	8553
CG3080	80	140	7371	CG4080	80	180	9478
CG3085	85	140	8127	CG4085	85	180	10449
CG3090	90	150	9557	CG4090	90	200	12742
CG3095	95	150	10445	CG4095	95	200	13927
CG3100	100	150	11373	CG4100	100	200	15164
CG3105	105	150	12341	CG4105	105	220	18099
CG3110	110	150	13348	CG4110	110	220	19576
CG3115	115	150	14394	CG4115	115	220	21111
CG3120	120	150	15480	CG4120	120	220	22704
CG3125	125	150	16605	CG4125	125	220	24355

2 1/2" Drive

Part No.	s inch	l mm	g	Part No.	s inch	l mm	g
DG3075	2.15/16	140	6653	DG4075	2.15/16	180	8553
DG3079	3.1/8	140	7371	DG4079	3.1/8	180	9478
DG3086	3.3/8	140	8127	DG4086	3.3/8	180	10449
DG3089	3.1/2	150	9557	DG4089	3.1/2	200	12742
DG3095	3.3/4	150	10445	DG4095	3.3/4	200	13927
DG3100	3.15/16	150	11373	DG4100	3.15/16	200	15164
DG3104	4.1/8	150	12341	DG4104	4.1/8	220	18099
DG3110	4.5/16	150	13348	DG4110	4.5/16	220	19576
DG3114	4.1/2	150	14394	DG4114	4.1/2	220	21111
DG3121	4.3/4	150	15480	DG4121	4.3/4	220	22704
DG3125	4.15/16	150	16605	DG4125	4.15/16	220	24355

CC - CD - CE

Impact extension bar

Verlängerungen für Schlagschrauber - Rallonge impact
Alargadera llave de vaso de impacto



1/2" Drive

Part No.	a inch	l mm	g
CC7075	1/2	75	155
CC7125	1/2	125	260

3/4" Drive

Part No.	a inch	l mm	g
CD7125	3/4	125	385
CD7250	3/4	250	530


1" Drive

Part No.	a inch	l mm	g
CE7150	1	150	910
CE7300	1	300	1650

CC - CD - CE

Impact universal joint

Kardangelen für Schlagschrauber - Cardan universel impact
Articulación universal de impacto



1/2" Drive

Part No.	a inch	l mm	g
CC7840	1/2	60	210

3/4" Drive

Part No.	a inch	l mm	g
CD7840	3/4	108	370

1" Drive

Part No.	a inch	l mm	g
CE7840	1	113	1500

