



SPECIAL KEYS
ZONDER SCHLÜSSEL
CLÉS SPÉCIALES
LLAVES ESPECIALES





CL - DL

DIN 911

Socket wrench 6 point, for bar

Steckschlüssel, 6-Kant - Clé à douille, 6 pans
Llave de tubo hexagonal, 6-Puntos



Part No.	s mm	l mm	g	Bar	d mm	l mm
CL0008	8	190	110			
CL0009	9	200	135			
CL0010	10	215	160	CL0150	6	150
CL0011	11	230	210			
CL0012	12	250	260			
CL0013	13	265	350	CL0180	8	180
CL0014	14	265	350			
CL0015	15	280	400			
CL0016	16	280	400	CL0200	10	200
CL0017	17	300	450			
CL0018	18	300	450			
CL0019	19	325	650			
CL0020	20	325	650	CL0230	10	230
CL0021	21	350	830			
CL0022	22	350	830			
CL0023	23	380	1140			
CL0024	24	380	1140	CL0250	13	250
CL0025	25	415	1450			
CL0026	26	415	1450	CL0320	13	320
CL0027	27	415	1450			
CL0028	28	190	1800			
CL0029	29	200	1800			
CL0030	30	215	1800	CL0400	16	400
CL0032	32	230	2450			
CL0033	33	250	2450			
CL0034	34	265	2450			
CL0035	35	530	3300			
CL0036	36	530	3300			
CL0037	37	530	3300	CL0500	16	500
CL0038	38	530	3300			
CL0041	41	580	4000			
CL0042	42	580	4000			
CL0046	46	635	4800	CL0630	20	630
CL0047	47	635	4800			
CL0050	50	320	4900			
CL0052	52	320	4900			
CL0054	54	340	6500			
CL0055	55	340	6500	CL0710	25	710
CL0056	56	340	6500			
CL0058	58	360	8300			
CL0060	60	360	8300			
CL0063	63	360	8300			
CL0065	65	380	10500			
CL0067	67	380	10500			
CL0070	70	380	10500			
CL0071	71	380	10500	CL0800	32	800
CL0075	75	400	14300			
CL0077	77	400	14300			
CL0080	80	400	14300			
CL0082	82	400	14300			

Part No.	s mm	l mm	g	Bar	d mm	l mm
CL0085	85	425	19200			
CL0088	88	425	19200			
CL0090	90	425	19200	CL1000	38	1000
CL0094	94	455	26000			
CL0095	95	455	26000			
CL0100	100	455	26000			

Part No.	s inch	l mm	g	Bar	d mm	l mm
DL0008	5/16	190	110			
DL0009	3/8	200	160			
DL0010	13/32	215	210	CL0150	6	150
DL0011	7/16	230	260			
DL0013	1/2	265	350	CL0180	8	180
DL0014	9/16	265	350			
DL0015	19/32	280	400			
DL0016	5/8	280	400	CL0200	10	200
DL0018	11/16	300	450			
DL0019	3/4	325	650			
DL0020	25/32	325	650	CL0230	10	230
DL0021	13/16	350	830			
DL0022	7/8	350	830			
DL0024	15/16	380	1140			
DL0025	31/32	415	1450	CL0250	12.7	250
DL0026	1	415	1450	CL0320	12.7	320
DL0027	1.1/16	450	1800			
DL0029	1.1/8	450	1800			
DL0030	1.3/16	450	1800			
DL0032	1.1/4	485	2450	CL0400	15.9	400
DL0033	1.5/16	485	3300			
DL0035	1.3/8	530	3300			
DL0037	1.7/16	530	3300			
DL0038	1.1/2	580	4000			
DL0039	1.9/16	580	4000	CL0500	15.9	500
DL0041	1.5/8	580	4000			
DL0043	1.11/16	580	4000			
DL0044	1.3/4	635	4800			
DL0046	1.13/16	635	4800	CL0630	20.6	630
DL0048	1.7/8	635	4800			
DL0051	2	320	4900			
DL0052	2.1/16	320	4900			
DL0054	2.1/8	340	6500			
DL0056	2.3/16	340	6500	CL0710	25.4	710
DL0057	2.1/4	340	6500			
DL0059	2.5/16	360	8300			
DL0060	2.3/8	360	8300			
DL0062	2.7/16	360	8300			
DL0064	2.1/2	380	10500			
DL0065	2.9/16	380	10500			
DL0067	2.5/8	380	10500			
DL0070	2.3/4	380	10500	CL0800	32	800
DL0071	2.13/16	380	10500			
DL0075	2.15/16	400	14300			
DL0076	3	400	14300			
DL0079	3.1/8	400	14300			
DL0083	3.1/4	400	14300			
DL0086	3.3/8	425	19200			
DL0089	3.1/2	425	19200	CL1000	38	1000
DL0092	3.5/8	455	19200			
DL0095	3.3/4	455	26000			
DL0098	3.7/8	455	26000			



CN - DN

Socket wrench L-type, 6 point

Steckschlüssel, gewinkelt, 6-kant - Clé à pipe, 6 pans
Llave de vaso hexagonal en forma de L, 6-puntos



Part No.	s mm	b mm	l mm	g
CN0008	8	33	175	100
CN0009	9	35	185	120
CN0010	10	37	195	140
CN0011	11	39	205	180
CN0012	12	42	220	220
CN0013	13	45	240	280
CN0014	14	45	240	280
CN0015	15	48	250	300
CN0016	16	48	250	300
CN0017	17	51	270	320
CN0018	18	51	270	320
CN0019	19	55	290	530
CN0020	20	55	290	530
CN0021	21	59	310	680
CN0022	22	59	310	680
CN0023	23	63	335	830
CN0024	24	63	335	830
CN0025	25	69	365	1000
CN0026	26	69	365	1000
CN0027	27	69	365	1000
CN0028	28	75	395	1300
CN0029	29	75	395	1300
CN0030	30	75	395	1300
CN0032	32	81	425	1700
CN0033	33	81	425	1700
CN0034	34	81	425	1700
CN0035	35	89	465	2800
CN0036	36	89	465	2800
CN0037	37	89	465	2800
CN0038	38	89	465	2800
CN0041	41	96	510	3600
CN0042	42	96	510	3600
CN0046	46	105	555	4000
CN0047	47	105	555	4000
CN0050	50	114	605	4800
CN0052	52	114	605	4800
CN0054	54	120	660	6400
CN0055	55	120	660	6400
CN0056	56	120	660	6400
CN0058	58	138	730	8200
CN0060	60	138	730	8200
CN0063	63	138	730	8200
CN0065	65	150	800	10400
CN0067	67	150	800	10400
CN0070	70	150	800	10400
CN0071	71	150	800	10400
CN0075	75	166	880	14100
CN0077	77	166	880	14100
CN0080	80	166	880	14100
CN0082	82	166	880	14100

Part No.	s inch	b mm	l mm	g
DN0008	5/16	33	175	100
DN0009	3/8	37	195	140
DN0010	13/32	39	205	180
DN0011	7/16	42	220	220
DN0013	1/2	45	240	280
DN0014	9/16	45	240	280
DN0015	19/32	48	250	300
DN0016	5/8	48	250	300
DN0018	11/16	51	270	320
DN0019	3/4	55	290	530
DN0020	25/32	55	290	530
DN0021	13/16	59	310	680
DN0022	7/8	59	310	680
DN0024	15/16	63	335	830
DN0025	31/32	69	365	1000
DN0026	1	69	365	1000
DN0027	1.1/16	75	395	1300
DN0029	1.1/8	75	395	1300
DN0030	1.3/16	75	395	1300
DN0032	1.1/4	81	425	1700
DN0033	1.5/16	81	425	1700
DN0035	1.3/8	89	465	2800
DN0037	1.7/16	89	465	2800
DN0039	1.1/2	89	465	2800
DN0040	1.9/16	96	510	3600
DN0042	1.5/8	96	510	3600
DN0043	1.11/16	96	510	3600
DN0044	1.3/4	105	555	4000
DN0046	1.13/16	105	555	4000
DN0048	1.7/8	105	555	4000
DN0051	2	114	605	4800
DN0052	2.1/16	114	605	4800
DN0054	2.1/8	120	660	6400
DN0056	2.3/16	120	660	6400
DN0057	2.1/4	120	660	6400
DN0059	2.5/16	138	730	8200
DN0060	2.3/8	138	730	8200
DN0062	2.7/16	138	730	8200
DN0064	2.1/2	150	800	10400
DN0065	2.9/16	150	800	10400
DN0067	2.5/8	150	800	10400
DN0070	2.3/4	150	800	10400
DN0071	2.13/16	150	800	10400
DN0075	2.15/16	166	880	14100
DN0076	3	166	880	14100
DN0079	3.1/8	166	880	14100
DN0083	3.1/4	166	880	14100






CS

Socket wrench 3 point, for switch-board

Dreikantsteckschlüssel - Clé à douille 3 pans, pour boîte de distribution
Llave para cubo, 3-puntos, armario eléctrico



Part No.	s mm	b mm	l mm	g
CS0004	M4	50	90	70
CS0005	M5	68	100	105
CS0006	M6	86	112	180
CS0008	M8	105	125	270
CS0010	M10	130	140	420
CS0012	M12	206	160	660
CS0016	M16	206	180	1150
CS0020	M20	250	200	1900
CS0024	M24	315	224	3300

CT - DT

DIN 894

Hex nut driver

Mutterdreher - Clé à douille pour boulons à six pans
Dirigidor de tuercas hexagonales



Part No.	s mm	b mm	l mm	g
CT0035	3.5	85	175	55
CT0040	4	85	180	55
CT0045	4.5	85	180	60
CT0050	5	85	185	60
CT0055	5.5	90	190	65
CT0060	6	90	190	65
CT0065	6.5	90	190	80
CT0070	7	100	200	80
CT0075	7.5	100	200	100
CT0080	8	100	210	100
CT0090	9	100	210	115
CT0100	10	110	220	115
CT0110	11	110	220	130
CT0120	12	110	230	170
CT0130	13	110	230	210
CT0140	14	120	240	210
CT0150	15	120	240	235
CT0160	16	130	250	235
CT0170	17	130	250	240


Part No.	s inch	b mm	l mm	g
DT0031	1/8	85	175	55
DT0040	5/32	85	180	55
DT0048	3/16	85	185	60
DT0056	7/32	90	190	65
DT0064	1/4	90	190	80
DT0080	5/16	100	210	100
DT0100	3/8	110	220	115
DT0120	7/16	110	230	170
DT0130	1/2	110	230	210
DT0150	9/16	120	240	235
DT0160	5/8	130	250	235
DT0170	11/16	130	250	240

CV

DIN 1810

Hook spanner, fixed/adjustable hook

Hakenschlüssel / Gelenkhakenschlüssel - Clé à ergot / à ergot articulé
Llave de gancho / de gancho ajustable



Part No.	d mm	d inch	l mm	g
CV0014	12-14	15/32-9/16	110	30
CV0020	16-20	5/8-13/16	110	30
CV0028	25-28	31/32-1.1/8	136	50
CV0032	30-32	1.3/16-1.1/4	136	50
CV0036	34-36	1.5/16-1.7/16	170	100
CV0042	40-42	1.9/16-1.11/16	170	100
CV0050	45-50	1.3/4-2	205	190
CV0055	52-55	2.1/16-2.3/16	205	190
CV0062	58-62	2.1/4-2.7/16	245	265
CV0075	68-75	2.11/16-2	245	265
CV0090	80-90	3.1/8-3.1/2	285	410
CV0100	95-100	3.3/4-4	285	410
CV0115	110-115	3.5/16-4.9/16	335	730
CV0130	120-130	4.11/16-5.1/8	335	730
CV0145	135-145	5.5/16-5.3/4	385	1150
CV0165	155-165	6.1/8-6.1/2	385	1150
CV2000	32-75	1.1/4-3	205	230
CV2100	50-120	2-4.3/4	285	450
CV2200	115-170	4.1/2-6.3/4	310	500

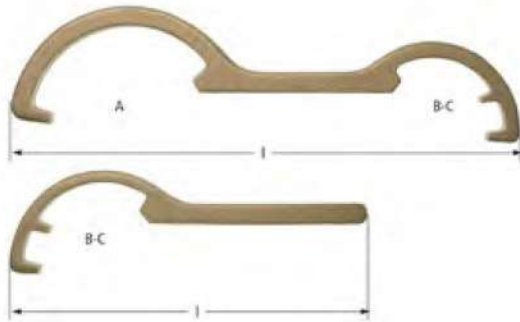


CW

DIN 14822

Hose coupling wrench

Kupplungsschlüssel - Clé pour raccord de tuyau
Llave de ansas acopladas




Part No.	d mm	d inch	l mm	g
CW1000	A,B-C	110-75-52	455	1100
CW2000	B-C	75-52	285	460

CX

Valve wheel hook

Ventilhaken - Clé à valve - Gancho girador de válvulas



Part No.	a mm	b mm	l mm	g
CX0300	30	56	300	350
CX0350	35	61	350	600
CX0400	40	72	400	680
CX0450	45	77	450	1110
CX0500	50	88	500	1200
CX0600	60	104	600	2000
CX0700	70	120	700	3000
CX0800	80	136	800	4230

Part No.	a 1xa2 mm	b mm	l mm	g
CX2000	30x40	113	500	720

TR - TS

Torque Wrenches

Drehmomentschraubenschlüssel - Clé Dynamométrique
Llave Dinamométrica



Part No.	"	Nm	mm	Kg	"	lbs.
TR1060	3/8"	10-60	400	1,05	15.3/4	2,2
TS30150B	1/2"	30-150	463	2,21	8.1/4	4,87

CX

DIN 87311

Valve wheel key

Handradschlüssel - Clé à volant - Llave giradora de válvulas



Part No.	d mm	d max mm	a mm	l mm	g
CX5000	36	180	60	370	650
CX5100	48	400	80	430	1300
CX5200	62	720	102	550	2550

CY

Multi-head bung wrench

Universalfassschlüssel - Clé universelle pour débonder les fûts
Llave taponadora universal



Part No.	l mm	g
CY1000	385	1300



Part No.	l mm	g
CY2000	305	680

DCW

Open end wrench

Maulschlüssel 1/2" Antrieb - Clé ouverte carré 1/2" - Llave fija de boca cuadro 1/2"



1/2" Drive

Part N°	S mm	g	lb	Part N°	S mm	g	lb
TCW0008	8	20,0	0,04	TDW0008	5/16"	18,00	0,04
TCW0010	10	20,0	0,04	TDW0009	3/8"	18,00	0,04
TCW0011	11	20,0	0,04	TDW0011	7/16"	18,00	0,04
TCW0012	12	40,0	0,09	TDW0012	15/32"	40,50	0,09
TCW0013	13	40,0	0,09	TDW0013	1/2"	40,50	0,09
TCW0014	14	80,0	0,18	TDW0014	9/16"	81,00	0,18
TCW0015	15	80,0	0,18	TDW0015	19/32"	81,00	0,18
TCW0016	16	100,0	0,22	TDW0016	5/8"	99,00	0,22
TCW0017	17	100,0	0,22	TDW0018	11/16"	99,00	0,22
TCW0018	18	100,0	0,22	TDW0019	3/4"	99,00	0,22
TCW0019	19	100,0	0,22	TDW0020	25/32"	99,00	0,22
TCW0020	20	100,0	0,22	TDW0021	13/16"	99,00	0,22
TCW0021	21	100,0	0,22	TDW0022	7/8"	108,00	0,24
TCW0022	22	110,0	0,24	TDW0024	15/16"	148,50	0,33
TCW0024	24	150,0	0,33	TDW0025	31/32	148,50	0,33
TCW0027	27	200,0	0,44	TDW0026	1"	148,50	0,33
TCW0030	30	330,0	0,73	TDW0027	1-1/16"	198,00	0,44
TCW0032	32	330,0	0,73	TDW0029	1-1/8"	198,00	0,44
TCW0036	36	380,0	0,84	TDW0030	1-3/16"	328,50	0,73
TCW0038	38	480,0	1,07	TDW0032	1-1/4"	328,50	0,73
TCW0041	41	480,0	1,07	TDW0035	1-3/8"	378,00	0,84
				TDW0037	1-7/16"	378,00	0,84
				TDW0038	1-1/2"	481,50	1,07
				TDW0041	1-5/8"	481,50	1,07

