

# GOX7 PREMIUM AEROSOL SPRAY PAINT

## PRODUCT CATALOG



# CONTENTS

TransRich Company Profile	p.3
Gox7 Product Guide & Selection	p.4
Automotive Wrinkle Finish Paint Series	p.5
Automotive High Heat Resistance Paint Series	p.9
Automotive Ultra High Heat Resistance Paint Series	p.12
Automotive Rust Defender	p.15
Automotive MagicSkin Nano Film Series	p.18
Automotive 2K Nano Lens Series	p.21
Automotive MagicSkin Peelable Film Series	p.24
Automotive MagicSkin Peelable Hologram Film Series	p.27
Automotive Premium Top Coat Series	p.30
High Gloss Solid Colour - Old Skool Series	p.33
Dashboard Spray+ Series	p.36
Anodize Colour Series	p.39
Leather Crackle Effect Paint Series	p.42
Spider Webs Special Effect Paint Series	p.45
Camouflage Colour Series	p.48
Metallic & Pearl Effect Colour Series	p.51
Premium Enamel Colour Series	p.54
Hi-Heat Primer	p.57
Plastic & PP Primer	p.59
Primer & Sealer Coat	p.61
PU Primer	p.63
Cleaning & Degreasing Series	p.65
TransRich Distribution Network	p.74
TransRich Export & Exhibition	p.75



## THE STORY OF GOX7 BY TRANSRICH

TransRich is a premium aerosol coating specialist manufacturer with a focus on high performance coating solutions for the automotive refinishing and refurbishing industry started in 2010. The company is principally engaged in the manufacturing, distribution and marketing of its products under its own brands, "Gox7" and private labelling for selective industries.



# GOX7 PRODUCT GUIDE & SELECTION

## Plastic Parts

(Skirting, Side Mirror, Bumper, Dashboard)

Suitable Products:

- AC 710 Plastic & Paint Surface Cleaner
- AP 7100 Plastic & PP Primer
- AP 7103 PU Primer
- AG 72\*\* High Gloss Solid Colour Paint
- AW 78\*\* Automotive Wrinkle Finish Paint
- AP 71\*\* Anodized Colour Paint
- AD 77\*\* Dashboard Spray+
- GC 79\*\* Leather Crackle Effect Paint
- GM 700\* Spider Webs Special Effect Paint
- AB 72\*\* Premium Enamel Colour
- AM 75\*\* Metallic & Pearl Effect Colour
- AT 77\*\* Camouflage Colour
- GX 76\*\* Peelable Hologram Film
- AT 77\*\* Automotive Premium Clear Coat

## Engine Cover Parts

(Required heat resistance up to 150°C)

Suitable Products:


- AC 770 Automotive Cleaner Multi Purpose Solution
- AB 7301 Hi-Heat Primer
- AB 73\*\* High Heat Resistance Paint
- AW 78\*\* Automotive Wrinkle Finish Paint
- GC 79\*\* Leather Crackle Effect Paint

## Metal Parts

(Car Body, Rims, Roof Rails, etc.)

Suitable Products:

- AC 770 Automotive Cleaner Multi Purpose Solution
- AP 7101 Multipurpose Primer
- AP 7102 STD Primer
- AG 72\*\* High Gloss Solid Colour Paint
- AW 78\*\* Automotive Wrinkle Finish Paint
- AP 71\*\* Anodized Colour Paint
- GC 79\*\* Leather Crackle Effect Paint
- GM 700\* Spider Webs Special Effect Paint
- AB 72\*\* Premium Enamel Colour
- AM 75\*\* Metallic & Pearl Effect Colour
- AT 77\*\* Camouflage Colour
- GX 76\*\* Peelable Hologram Film
- AT 77\*\* Automotive Premium Clear Coat



## Light System Parts

(Headlamp, Rear Lamp, Fog Light)

Suitable Products:

- AC 750 Mild Remover
- GX 76\*\* MagicSkin Nano Film
- GH 76\*\* 2K Nano Lens

## Engine Exhaust System & Turbo Charger Parts

(Required heat resistance up to 1300°F-2000°F)

Suitable Products:

- AC 770 Automotive Cleaner Multi Purpose Solution
- AC 700 Heavy Duty Cleaner
- GU 79\*\* Ultra High Heat Resistance Paint

## Exhaust System & Brake System Parts

(Required heat resistance up to 650°F)

Suitable Products:

- AC 770 Automotive Cleaner Multi Purpose Solution
- AB 7301 Hi-Heat Primer
- AB 73\*\* High Heat Resistance Paint
- GU 79\*\* Ultra High Heat Resistance Paint

## AUTOMOTIVE WRINKLE FINISH PAINT

# GOX7 AW 78\*\* & GAW 78\*\* WRINKLE FINISH PAINT SERIES



## Description

Gox7 AW 78\*\* Series of Automotive Wrinkle Finish paint is a Hybrid Technology system paint that brings you ultimate protection for your valued vehicle. Use of Gox7 products makes, refinishing work easy, anytime, anyway, using your own creative ideas and designs as well as re-styling your vehicle to reflect current design trends. Using our always new and fashionable colours.

Automotive Wrinkle Finish paint is formulated to produce the original wrinkle finish found on a variety of car parts, to give a new look and special texture effect to metal or plastic parts.

Gox7 Wrinkle Finish series features an advanced spray system that allows you to spray at any angle, even upside down for those hard to reach areas. A comfort spray tip with a wider finger pad reduces fatigue caused by continuous spraying – supplied with 2 nozzles.

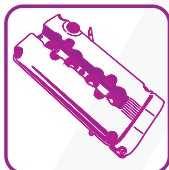


Supplied with 2 nozzles for wrinkle finish paint series. Advanced Spray Technology Create Spray Gun Quality

## How Does Our Technology Work?

Gox7 Automotive Wrinkle Finish paint is formulated to produce the original wrinkle finish found on a variety of car parts, and to give a new look and special texture effect to metal, plastic parts, glass and wood surfaces.

## This Series Is Ideal & Suitable For



ENGINE COVER



SPORT RIM



TRIMMING




PLASTIC PART



Resistance  
Up To 150° C

Suitable Substrate	Recommended Primer for Better Adhesion
Plastic	Apply PP Primer (AP 7100) As Undercoat
Metal	Apply Hi-Heat Primer (AB 7301) / STD Primer (AP 7102) As Undercoat
Wood	Apply STD Primer (AP 7102) As Undercoat
Original Surface	Make Sure Original Paint Not Cracking, Apply STD Primer (AP 7201) As Undercoat

## Success Project



AW 7810  
BRONZE COPPER



GAW 7005  
ROSIE RED



AW 7809  
GUCI GREEN



GAW 7006  
TITANIUM SILVER



AW 7808  
GOX PURPLE



AW 7811  
ROYAL GOLD

## Features

- Once fully cured, Gox7 Automotive Wrinkle Finish paint exhibits a very hard paint film with good resistant to colour fading, grease, petrol and diesel without distortion, resists high temperature up to 150° C \*(for selective colours).
- This track-tested formula is ideal for use on metal & plastic engine covers, interior & exterior plastic parts, sport rim/wheel coating, as well as automotive trimming projects.
- This tough durable finish is extremely resistant to corrosion, chipping and very good weather resistance; making it ideal for car enthusiasts and auto-refinish professionals.
- All Gox7 Aerosol Products features an advanced spray system – supplied with 2 nozzles that allows you to spray at any angle, and a comfort spray nozzle with wider finger pad that reduces fatigue caused by continuous spraying.

## The Most Common Cause Of Wrinkle Failure

- Work area temperature is too cold or suffering high humidity due to rain.
- Not recommended for use in low ambient temperatures, you will not get the best result.
- Paint not applied thick enough.
- The paint was not mixed thoroughly. (Shake > 3 min.).
- Please refer Chemical Safety Data Sheet for information on safe handling.

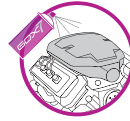


## Direction For Use



### 1. Surface Preparation

- Always painting in a well ventilated area, and ensure all surface be cleaned & degreased thoroughly with GOX 7's Surface Cleaner & Degreaser Products. Remove the old paint with scrape, sand or using stripper if necessary.
- SUITABLE GOX 7's PRODUCTS : AC 700, AC 710, BG 70, AS 100



### 2. Primer

- Apply GOX 7's Primer & Sealer coat for added corrosion protection on metal & promotes adhesion and hiding.
- SUITABLE GOX 7's PRODUCTS : AP 7100, AP 7101, AP 7102, AP 7105, AB 7301



### 3. Paint

- Shake can vigorously prior to painting. Always test on small area first to ensure colour suitability or fully mixed. Keep the can the same distance from the surface and in motion while spraying.
- Apply two or more coats leaving a few minutes drying time between coats/ each coat. A fairly heavy film thickness is required for the product to wrinkle, and thicker the film thickness, the better the result.



### 4. Drying

- A wrinkle finish will appear within 2 hours' time, depend on the temperature & humidity. Force dried with a heat source such as heat gun & oven will accelerated the wrinkling finish.
- To accelerated the performance, after wrinkle finish appear, bake at least 1 to 2 hours at 70° C ~ 80° C. The best performance is obtained after 15 days of air dry. The inherent heat of engine operation will also accomplish curing.



### 5. Top Coat Paint

- Apply the top coat colour paint with few thin layer, after wrinkle effect appeared. Do not spray with wet layer coat, it will affect/destroy the wrinkle effect. The recommended time to spray top coat is on next day after spray wrinkle paint.

## Wrinkle Finish Paint

### This Formulation First Used In 1920'

- An old technology that remained fashionable and in demand throughout the years.
- Gox7 wrinkle can faithfully reproduce the original heavy wrinkle style, not the semi splatter light wrinkle sometimes seen.
- Many older interior & components were finished with wrinkle effect paint. Now you can produce the same finish in a few hours from Gox7 Aerosol Spray Can.
- Gox7 wrinkle formulation has proven high performance and has been tested for durability.

## Available Colours



AW 7801  
PORS BLACK



AW 7802  
PLATINUM GREY



AW 7803  
FERRA RED



AW 7805  
KAWA GREEN



AW 7806  
SPORT ORANGE



AW 7807  
SPOON YELLOW



AW 7808  
GOX PURPLE




AW 7809  
GUCI GREEN



AW 7810  
BRONZE COPPER



AW 7811  
ROYAL GOLD



AW 7812  
GUN METAL



AW 7813  
MUGEN BLUE



AW 7814  
IRON SILVER

## Special Metallic & Pearl Effect Wrinkle Finish Paint

### Limited Edition Colour Pack



GAW 7001  
GOX BLUE



GAW 7002  
PURPLE VIOLET



GAW 7004  
SPARKLING SILVER



GAW 7005  
ROSIE RED



GAW 7006  
TITANIUM SILVER

\*The appearance of these colours may vary, please refer actual colour chart



AUTOMOTIVE APPROVAL



SPRAY GUN QUALITY



PRR  
HYBRID  
TECHNOLOGY



RoHS  
FREE



MADE IN  
MALAYSIA





**AUTOMOTIVE HIGH HEAT RESISTANCE PAINT**

**GOX7 AB 73\*\*  
HIGH HEAT RESISTANCE SERIES  
EXHAUST & BRAKE SYSTEM  
PARTS**



## Description

Gox7 AB 73\*\* Series of Automotive Brake Calliper & Brake Drum paint is a Hybrid Technology of silicone acrylic urethane system. It brings you ultimate protection for your valued vehicle, with refinishing work made easy, anytime, anyway, using your own creative ideas and designs as well as re-styling your vehicle to reflect current design trends, with new and fashionable colours.

All brake calliper and drum paint paints are formulated to their maximum durability and heat resistance, to withstand corrosion, rust, and chemicals while resisting chipping, cracking and fading.

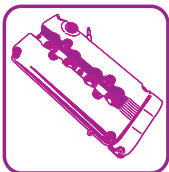


Resistance  
**Up To 350° C**



Drying  
**Touch In 30 Minutes, Dries Thoroughly Overnight**

## This Series Is Ideal & Suitable For



ENGINE COVER



BRAKE CALIPER



EXHAUST MUFFLER

Suitable Substrate	Recommended Primer for Better Adhesion
Plastic	Apply PP Primer (AP 7100) As Undercoat
Metal	Apply Hi-Heat Primer (AB 7301) / STD Primer (AP 7102) As Undercoat
Original Surface	Make Sure Original Paint Not Cracking, Apply STD Primer (AP 7201) As Undercoat.

## Features

- Premium automotive brake calliper and brake drum paint with excellent durability and heat resistance up to 650° F (350° C).
- This track-tested formula is ideal for use on brake calliper, drum brake, brake rotor centre and ribs, wheel hubs, and parts requiring high heat resistance.
- Fast drying with excellent corrosion prevention.
- Gox7 High Heat Resistance paint does not chip, crack or peel.
- Outstanding weather and heat resistance, make it ideal for car enthusiasts and auto-refinishing professionals.

## Success Project



AB 7304  
METAL RED



AB 7319  
METAL GREEN



AB 7313  
HEAT SILVER



AB 7315  
BLUE SILVER



AB 7303  
TEXTURE BLACK



AB 7311  
HEAT GOLD

## Direction For Use



### 1. Surface Preparation

- Always painting in a well ventilated area, and ensure all surface be cleaned & degreased thoroughly with GOX 7's Surface Cleaner & Degreaser Products. Remove the old paint with scrape, sand or using stripper if necessary.
- SUITABLE GOX 7's PRODUCTS : AC 700, AC 710, BG 70, AS 100



### 2. Primer

- Apply GOX 7's AB 7301 Hi-Heat Primer for a maximum adhesion and to fill scratches or imperfection.
- The inherent heat generated during braking operation will also accomplish the curing.



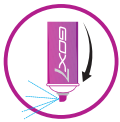
### 3. Paint

- Shake can vigorously prior to painting. Always test on small area first to ensure colour suitability or fully mixed. Keep the can the same distance from the surface and in motion while spraying.
- Apply two or more coats leaving a few minutes drying time between coats/ each coat. Avoid heavy coat and sagging



### 4. Top Coat


- Once thoroughly dry, this paint can also be top coated with GOX 7's AB 7318 Heat Gloss Clear for a better paint protection and glossiness.



### 5. Tips for Aerosol Spray Paint

- Turn the can upside down and spray briefly to clear the nozzle and valve after use.
- Rub the nozzle with a clean cloth to clean and remove any paint residue on the nozzle.
- Store the paint in well ventilated area and keep it out from children and fire.

## Available Colours



AB 7301  
HI-HEAT  
PRIMER



AB 7303  
TEXTURE BLACK



AB 7304  
METAL RED



AB 7308  
NEON GREEN



AB 7309  
LAMBO YELLOW



AB 7311  
HEAT GOLD



AB 7313  
HEAT SILVER



AB 7315  
MUGEN BLUE



AB 7316  
PROJECT MU  
GREEN



AB 7317  
ORANGE SILVER



AB 7318  
HEAT GLOSS  
CLEAR



AB 7319  
METAL GREEN



AB 7320  
GTR COPPER



AB 7321  
SELENITE GREY

\*The appearance of these colours may vary, please refer actual colour chart

AUTOMOTIVE ULTRA HIGH HEAT RESISTANCE PAINT

**GOX7 GU 79\*\***  
**ULTRA HIGH HEAT RESISTANCE**  
**PAINT SERIES**



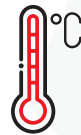
## Description

Gox7 GU 79\*\* Series of Ultra High Heat Resistance Paint is a hybrid polysiloxane coating that is widely used by the automotive industry on exhaust system, manifolds and headers and other parts requiring high temperature resistance.

All Gox7 Ultra High Heat Resistance paints are formulated for maximum durability and heat resistance, to withstand corrosion, rust, and chemicals while resisting chipping, cracking and fading.

## Composition

Gox7 GU 79\*\* Series are formulated with a hybrid system of polysiloxane resin, in compliance with RoHS and contains no HCFC, CFC, TCE, or chlorinated solvents that deplete the ozone layer.



Stop Rust Formula.  
 Resist Heat Up To  
**1300° F - 2000° F**



Drying  
 Touch In 30 Minutes, Dries  
 Thoroughly Overnight

## This Series Is Ideal & Suitable For



BRAKE CALIPER



EXHAUST



EXHAUST MANIFOLD

## Features

- This Ultra High Heat Resistance paint can bonds to bare metal and withstands intermittent temperatures of up to 1300° F - 2000° F (704° C - 1093° C).
- Excellent resistance to oil and organic chemicals.
- Stops rust formulation with excellent corrosion prevention and does not chip, crack or peel off.
- Outstanding weather and heat resistance, making it ideal for car enthusiast and auto-refinishing professionals.

## Success Project



## Direction For Use



### 1. Surface Preparation

- Always painting in a well ventilated area, and ensure all surface be cleaned & degreased thoroughly with GOX 7's Surface Cleaner & Degreaser Products. Remove the old paint with scrape, sand or using stripper if necessary.
- SUITABLE GOX 7's PRODUCTS : AC 700, AC 710, BG 70, AS 100



### 2. Paint

- Shake can vigorously prior to painting. Always test on small area first to ensure colour suitability or fully mixed. Keep the can the same distance from the surface and in motion while spraying.
- Apply two or more coats leaving a few minutes drying time between coats/ each coat. Avoid heavy coat and sagging



### 3. Drying

- Coat will air-dry in approximately 30 minutes. Hardness of coating and corrosion resistance is improved when subjected to operational temperature in excess of 250°C.



### 4. Tips for Aerosol Spray Paint

- Turn the can upside down and spray briefly to clear the nozzle and valve after use.
- Rub the nozzle with a clean cloth to clean and remove any paint residue on the nozzle.
- Store the paint in well ventilated area and keep it out from children and fire.

## Available Colours



GU 7921  
ULTRA BLACK



GU 7922  
ULTRA SILVER



GU 7923  
ULTRA GOLD



GU 7924  
ULTRA GUN  
METAL



GU 7925  
ULTRA RACING  
YELLOW



GU 7926  
ULTRA  
KATSURA  
ORANGE



GU 7927  
ULTRA MARINO  
BLUE



AG 7257  
ULTRA GREEN

\*Produce Glitter Effect Finishing

\*The appearance of these colours may vary, please refer actual colour chart



AUTOMOTIVE APPROVAL



SPRAY GUN QUALITY



PRR  
HYBRID  
TECHNOLOGY



RoHS  
FREE



MADE IN  
MALAYSIA

## AUTOMOTIVE RUST DEFENDER

# GOX7 GD 7901 RUST DEFENDER



## Description


Gox7 GD 7901 Rust Defender coating is specially formulated to protect against Rust, Corrosion, Moisture and Abrasion, it is ideal for cars, trucks and commercial vehicles. This tough, durable rubberized protective coating provides a long-term protection.

Rust Defender is tested for strength and protection both in the laboratory and in harsh, real-world conditions to ensure the highest levels of durability. Gox7 Rust Defender may also be used on the inside of house gutters and over-flashing in fact anywhere that requires a tough wear and corrosion resistant coating.



## GOX 7's Nozzle Technology

- Supplied with 2 Nozzles.



- Wide angle spray pattern.
- Advanced spray technology create spray gun quality.

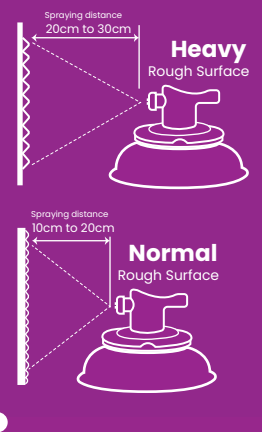
- Narrow angle spray pattern.
- Suitable for inaccessible places.



## Spray Effect

**Dry to touch**  
10 - 20 Minutes

**Fully Dry**  
12 Hours (The drying time depends on temperature, humidity and the thickness of the applied coat)



## Features


- Anti-corrosive coating protects the vehicles from rust, abrasion and moisture.
- Tough & Durable Finish protects surfaces from abrasion.
- Sound deadening properties help reduce road noise and reduce road vibration.
- Resist temperature up to 300°F (150°C).
- Fast Drying and Paintable.
- Aerosol Spray allows for easy spray-on application.
- Heavy Duty Protective Coating.



Resistance  
Up To 150° C



## Success Project



## Direction For Use



### 1. Surface Preparation

- Always painting in a well ventilated area, and ensure all surface be cleaned & degreased thoroughly with GOX 7's Surface Cleaner & Degreaser Products. Remove the old paint with scrape, sand or using stripper if necessary.
- SUITABLE GOX 7's PRODUCTS : AC 700, AC 710, BG 70, AS 100



### 2. Paint

- Shake can vigorously prior to painting. Always test on small area first to ensure colour suitability or fully mixed. Keep the can the same distance from the surface and in motion while spraying.
- Apply two or more coats leaving a few minutes drying time between coats/ each coat. Avoid heavy coat and sagging



### 5. Tips for Aerosol Spray Paint

- Turn the can upside down and spray briefly to clear the nozzle and valve after use.
- Rub the nozzle with a clean cloth to clean and remove any paint residue on the nozzle.
- Store the paint in well ventilated area and keep it out from children and fire.

## Available Colours



GD 7901  
**BLACK  
 DEFENDER**

\*The appearance of these colours may vary, please refer actual colour chart

## AUTOMOTIVE MAGICSKIN FILM

# GOX7 GX 76\*\* MAGICSKIN NANO FILM SERIES



## Description

Gox7 GX 76\*\* Automotive MagicSkin - Nano Film is another Gox7 total solution for your refurbishment project. Gox7 Automotive MagicSkin - Nano Film not just a peelable skin, it give you the benefit of protection combined with translucent colours. Another innovative product from Gox7 Team.



 Resistance  
Up To 120° C




PEELABLE



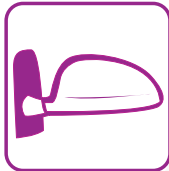
DURABLE

Gox7 Automotive MagicSkin - Nano Film is a total solution for your refurbishment project. Get inspired, learn something new and get the job done. There are always other uses. Simple & affordable. Another innovative product from Gox7 Team.

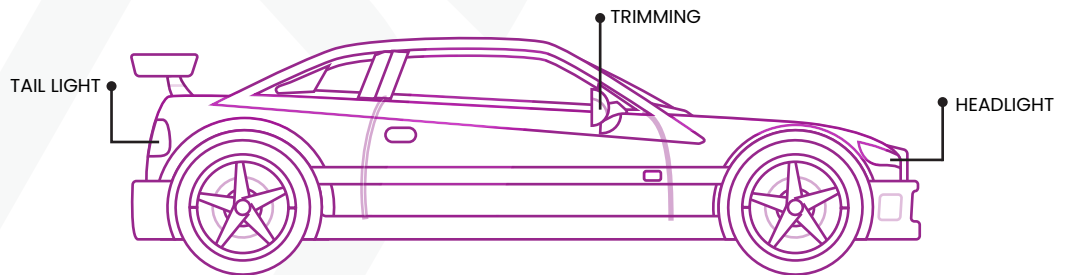
## This Series Is Ideal & Suitable For



HEADLIGHT



TRIMMING



## Success Project



## Features

- Maximum Protection in terms of scratch and chemicals resistance.
- For durable protection apply wax polish.
- Waterproof paint film with wash-ability our MagicSkin ease the removal of dirt and grime.
- A quick easy and convenient way to bring more colours to your projects.
- MagicSkin protects all external paintwork and ensures less harm to the original paint surface.
- Resist temperatures up to 250° F (120° C).
- Kick away the hazards of cleaning and wasteful sanding off processes with MagicSkin for your projects. MagicSkin protects the environment by saving on chemicals and energy - no waste of resources.

## Direction For Use



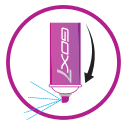
### 1. Surface Preparation

- Always painting in a well ventilated area, and ensure all surface be cleaned & degreased thoroughly with GOX 7's Surface Cleaner & Degreaser Products. Remove the old paint with scrape, sand or using stripper if necessary.



### 2. Paint

- Shake can vigorously prior to painting. Always test on small area first to ensure colour suitability or fully mixed. Keep the can the same distance from the surface and in motion while spraying.
- Apply at least 7 layers and leaving 10 to 15 minutes drying time between coats/ each coat. The more layers applied, the easier to peel off the film.



### 5. Tips for Aerosol Spray Paint

- Turn the can upside down and spray briefly to clear the nozzle and valve after use.
- Rub the nozzle with a clean cloth to clean and remove any paint residue on the nozzle.
- Store the paint in well ventilated area and keep it out from children and fire.

## Caution

- After finishing the process allow about 1 hour for the surface to dry, kindly avoid rain and car washing during the time as this could adversely affect the appearance, complete drying time is about 48 to 72 hours.
- Resist temperatures up to 250° F (120° C).
- Do not apply during wet or cold weather and high humidity environment.
- Always check the headlight or tail light coating condition or plastic condition and material before applying.

## Available Colours



GX 7603  
NANO BLACK



GX 7604  
NANO BLUE



GX 7605  
NANO YELLOW



GX 7606  
NANO PINK



GX 7607  
NANO CLEAR



GX 7608  
NANO BLACK 70

\*The appearance of these colours may vary, please refer actual colour chart



AUTOMOTIVE APPROVAL



SPRAY GUN QUALITY



PRR  
HYBRID  
TECHNOLOGY



RoHS  
FREE



MADE IN  
MALAYSIA

## AUTOMOTIVE 2K NANO LENS

# GOX7 GH 76\*\* 2K NANO LENS SERIES HEADLAMP COATING



## Description

Introducing the Gox7 2K Nano Lens for Headlight Restoration - the ultimate solution for restoring the clarity and brightness of your headlights. This easy-to-use spray is designed to provide a long-lasting and durable finish to your headlights, ensuring that they look as good as new for years to come. With its advanced 2K formula, this Gox7 2K Nano Lens provides superior adhesion, durability and super high solid with "Self-Healing effect" making it resistant to chipping, fading, and weathering. Whether your headlights are faded, yellowed, or scratched, Gox7 2K Nano Lens will effectively restore their original clarity and shine.

Simply apply the spray to your headlights and let it dry for a few hours. The result is a crystal-clear finish that not only enhances the appearance of your vehicle but also enhances safety by improves your visibility on the road. Don't let dull and faded headlights ruin the look of your car.




### SELF HEALING EFFECT



### HIGH SOLID WITH CLEAR VISIBILITY




### This Series Is Ideal & Suitable For



HEADLIGHT



TAILLIGHT



### Success Project



## Features

- Excellent adhesion on polycarbonate headlight and PMMA taillights.
- High solid with clear visibility.
- Self-healing effect for minor scratches.
- Ultraviolet (UV) and weather resistance.
- Professional automotive grade.
- Superior protection.
- 280ml with an ergonomic design and user friendly.

## Direction For Use



### 1. Surface Preparation

- Always painting in a well ventilated area, and ensure all surface be cleaned & degreased thoroughly with GOX 7's Surface Cleaner & Degreaser Products. Remove the old paint with scrape, sand or using stripper if necessary.



### 2. Pre-Check

- Shake the can to make sure that the substance inside is not compact before activation



### 3. Activation

- Press the activator button upside down in 90° angle until it produce a "snapping" sound.
- Make sure the hardener is activated by pushing the activator button a couple of times.



### 4. Mixing The Component

- Shake the can well for 2 or more minutes to mix A + B component perfectly.



### 5. Paint

- Always test on small area first to ensure colour suitability of fully mixed. Keep the can in the same distance from the surface and in motion while spraying.
- Apply two or more layers with intercoat of 5 to 10 minutes between each layer.
- Potlife after activation: 4 hours / 30°C.

## Available Colour



GH 7653  
**BLACK**



GH 7654  
**BLUE**



GH 7655  
**YELLOW**



GH 7656  
**RED**



GH 7657  
**CLEAR**



GH 7658  
**DARK BLACK**

\*The appearance of these colours may vary, please refer actual colour chart



AUTOMOTIVE MAGICSKIN FILM

**GOX7 GX 76\*\***

**MAGICSKIN PEELABLE FILM SERIES**





## Description

Gox7 GX 76\*\* MagicSkin Automotive Peelable Film is the all new peelable real paint finishing system – giving you the newest in peelable technology. The only peelable coating that provides you with unlimited paint colours, a great surface appearance, and provides real paint finishing protection.

Use of Gox7 MagicSkin allow, easy changes to a new trendy colour, creation of new designs, improved protection right now – lys Simple & Affordable.

Proven State-of-the-art Technology Gox7 MagicSkin is a liquid spray on peelable coating which forms a film tight bond with most non-porous surfaces. This unique formula is extremely flexible and re-coatable, and gives both trendy colours and protection to your project.



## GOX 7's Nozzle Technology



- Wide angle spray pattern.
- Advanced spray technology create spray gun quality.

	Gox 7 MagicSkin + Top Coat (Real Paint Finishing)	Current Market Peelable Rubber / Plastic Coating
Peelabel / Removable Function	●●●●●	●●●●●
Abrasion & Scratch Resistance	●●●●●	●●●●●
Corrosion Resistance	●●●●●	●●●●●
Chemical Resistance	●●●●●	●●●●●
Unlimited Colour Selection & Design	●●●●●	●●●●●
Car Washing Ability	●●●●●	●●●●●
Wax Polishing Ability	●●●●●	●●●●●

## This Series Is Ideal & Suitable For



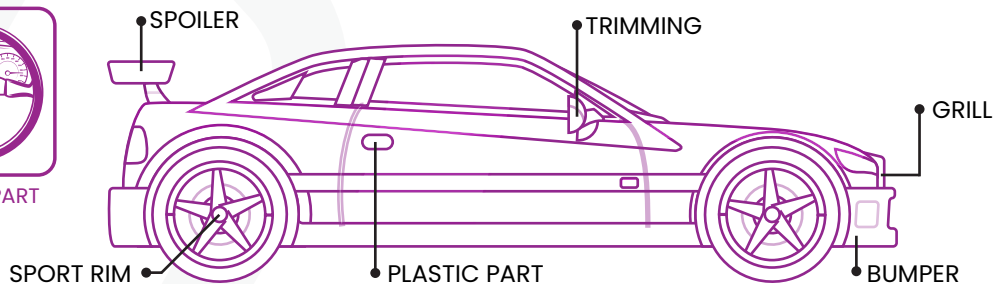
SPORT RIM



TRIMMING



PLASTIC PART



## Success Project



## Features

- Unlimited colour selection and design.
- Unlimited application with a real paint finish surface – can be used on acrylic paint, polyurethane paint, alkyd paint, epoxy paint, and most paint systems.
- Offer maximum Protection in term of scratch and chemicals resistance. You can apply wax polishing for durable protection.
- Easy spray on Technology.
- Waterproof paint film with wash ability and eases the removal of dirt and grime.
- Ideal for interior and exterior application.
- A quick easy and convenient way to apply designer colours to your projects.
- MagicSkin protects all external paintwork and ensuring less harm to the original paint surface.
- Kick away the hazards of cleaning and wasteful sanding off processes with MagicSkin for your projects; protects the environment by saving on chemicals and energy – no waste of resources.

## Direction For Use



### 1. Surface Preparation

- Always painting in a well ventilated area, and ensure all surface be cleaned & degreased thoroughly with GOX 7's Surface Cleaner & Degreaser Products. Remove the old paint with scrape, sand or using stripper if necessary.



### 2. MagicSkin Coat

- Apply MagicSkin as peelable coat. Apply 3 to 5 wet coats with intercoat of few minutes between each coats. Avoid heavy coat and sagging.
- Ensure drying condition of MagicSkin prior to top coating process



### 3. Paint

- Shake can vigorously prior to painting. Always test on small area first to ensure colour suitability or fully mixed. Keep the can the same distance from the surface and in motion while spraying.
- Apply two or more coats leaving a few minutes drying time between coats/ each coat. Avoid heavy coat and sagging.



### 4. Tips for Aerosol Spray Paint

- Turn the can upside down and spray briefly to clear the nozzle and valve after use.
- Rub the nozzle with a clean cloth to clean and remove any paint residue on the nozzle.
- Store the paint in well ventilated area and keep it out from children and fire.

## Available Colours



GX 7601  
**SILVER FILM**




GX 7609  
**PEELABLE MATT  
 BLACK**

\*The appearance of these colours may vary, please refer actual colour chart



AUTOMOTIVE MAGICSKIN FILM

**GOX7 GX 76\*\***  
**MAGICSKIN PEELABLE HOLOGRAM**  
**FILM SERIES**




**Description**

Gox7 GX 76\*\* MagicSkin Peelable Hologram Film a semi-transparent paint film that produces multi-coloured iridescent effect generated by the reflection of light.

Like a prism, the light is defragmented by the paint and these iridescent colour reflections appear in a precise order (the rainbow colours) depending on the angles of view and the painted surface curves.

Another innovative product from Gox7 Team.




**PEELABLE**



**DURABLE**

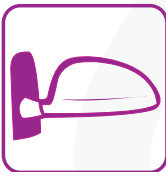
°C Resistance  
**Up To 120° C**



**This Series Is Ideal & Suitable For**



SPORT RIM



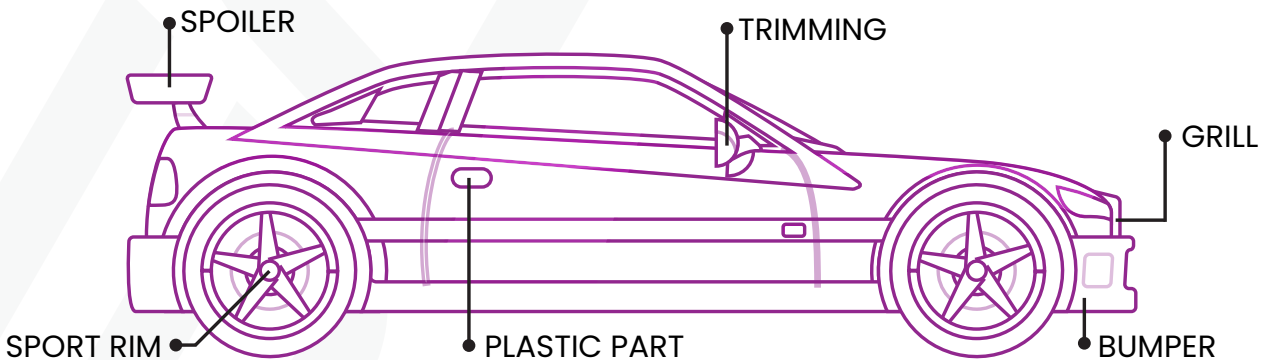
TRIMMING



PLASTIC PART



FRONT GRILL COVER



## Success Project



## Features

- Excellent glossiness effect.
- Ideal for exterior and interior application.
- Offer maximum Protection in term of scratch and chemicals resistance.
- The heat resistance temperature is up to 250°F.
- Waterproof paint film with wash ability and eases the removal of dirt and grime.
- Create a magnificent and spectacular multi-coloured iridescent effect generated by the reflection of light.
- Kick away the hazards of cleaning and wasteful sanding off processes with Magicskin for your projects; protects the environment by saving on chemicals and energy – no waste of resources.

## Direction For Use



### 1. Surface Preparation

- Always painting in a well ventilated area, and ensure all surface be cleaned & degreased thoroughly with GOX 7's Surface Cleaner & Degreaser Products. Remove the old paint with scrape, sand or using stripper if necessary.



### 2. Paint


- Shake can vigorously for 2 minutes prior to painting. Always test on small area first to ensure colour suitability or fully mixed. Keep the can the same distance from the surface and in motion while spraying.
- Apply at least 7 layers and leaving 10 to 15 minutes drying time between coats/ each coat. The more layers applied, the easier to peel off the film.



### 5. Tips for Aerosol Spray Paint

- Turn the can upside down and spray briefly to clear the nozzle and valve after use.
- Rub the nozzle with a clean cloth to clean and remove any paint residue on the nozzle.
- Store the paint in well ventilated area and keep it out from children and fire.

## Available Colours



GX 7610  
 PEELABLE  
 HOLOGRAM

\*The appearance of these colours may vary, please refer actual colour chart



AUTOMOTIVE CLEAR COAT PAINT

**GOX7 AT 77\*\***  
**PREMIUM CLEAR COAT SERIES**



## Description


Gox7 AT 77\*\* Series of Automotive Premium Clear Coat is a Hybrid Technology of acrylic & alkyd urethane systems that brings you ultimate protection for your valued vehicle. Refinishing work is made easy, anytime, anyway, with your own creative ideas and designs as well as re-styling your vehicle to reflect current design trends, with always new and fashionable colours.

All clear coat paint is formulated to provide maximum glossiness and texturing effect with excellent durability, heat resistance, withstands corrosion, rust, and chemicals while resisting chipping, cracking and fading. The rich finish is ideal for automotive trim and detail projects, as well as other general purpose applications.



## Easy to spray on application

- Gox 7's Nozzle Technology



- Wide angle spray pattern.
- Advanced spray technology create spray gun quality.



- Brand X Nozzle

- Unable to turn horizontal or vertical.
- Limited in spray coverage.



## GASOLINE TEST



## This Series Is Ideal & Suitable For



MOTORBIKE



SPORT RIM



TRIMMING



PLASTIC PART



## Drying

Touch In 30 Minutes, Dries Thoroughly Overnight

## Success Project



## Features

- Premium automotive clear coat paint with excellent glossiness and texturing effect.
- This track-tested formula is ideal for use on sport rim & motorcycle tank projects, Metal & plastic engine cover coating projects, interior & exterior plastic parts, as well as automotive trimming projects.
- Fast drying with excellent corrosion prevention, prevent chipping, cracking and peeling.
- Outstanding weather and fading resistance make it ideal for car enthusiasts and auto-refinish professionals.
- Its durable, resistance to oil, grease and most petrochemicals.
- Dry to touch in 30 Minutes, Dries thoroughly overnight.

## Direction For Use



### 1. Surface Preparation

- Always painting in a well ventilated area, and ensure all surface be cleaned & degreased thoroughly with GOX 7's Surface Cleaner & Degreaser Products. Remove the old paint with scrape, sand or using stripper if necessary.



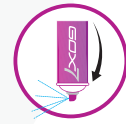
### 2. Surface Condition

- Ensure the drying condition of the base colour coat / metallic colour coat.



### 3. Paint

- Shake can vigorously prior to painting. Always test on small area first to ensure colour suitability or fully mixed. Keep the can the same distance from the surface and in motion while spraying.
- Apply two or more coats leaving a few minutes drying time between coats/ each coat. Avoid heavy coat and sagging.




### 4. Tips for Aerosol Spray Paint

- Turn the can upside down and spray briefly to clear the nozzle and valve after use.
- Rub the nozzle with a clean cloth to clean and remove any paint residue on the nozzle.
- Store the paint in well ventilated area and keep it out from children and fire.

## Available Colours



AT 7701  
PU GLOSS  
CLEAR



AT 7703  
SATIN CLEAR



AT 7704  
TEXTURE CLEAR

\*The appearance of these colours may vary, please refer actual colour chart



HIGH GLOSS SOLID COLOUR PAINT


**GOX7 AG 72\*\***  
**HIGH GLOSS SOLID COLOUR –**  
**OLD SKOOL SERIES**




## Description

Gox7 AG 72\*\* High Gloss Solid Colour Series is a Hybrid Technology of Alkyd with Acrylic Urethane systems that brings you ultimate protection for your valued vehicle. Refinishing work is made easy, anytime, anyway, with your own creative ideas and designs as well as re-styling your vehicle to reflect current design trends, with **HIGH GLOSSINESS EFFECT WITH JUST ONE COAT SPRAY**.

High Gloss Solid Colour is formulated to provide maximum glossiness effect with excellent durability, withstands corrosion, rust and chemicals while resisting chipping, cracking and fading. The rich glossy finish is ideal for automotive trim and detail projects, as well as other general purpose application.



## This Series Is Ideal & Suitable For



MOTORBIKE



SPORT RIM



TRIMMING



PLASTIC PART

## Easy to spray on application

- Gox 7's Nozzle Technology



- Wide angle spray pattern.
- Advanced spray technology create spray gun quality.

## Success Project



## Features

- Petrol resistance.
- Excellent glossiness effect.
- Optimum sagging control formulation.
- Outstanding weather and fading resistance.
- Durable and resistance to oil, grease and petrochemicals.
- Fast drying with excellent corrosion prevention.
- Dry to touch in 30 Minutes, Dries thoroughly overnight and day.
- Superior coverage with smooth finish and protects many surfaces in your project.

## Direction For Use



### 1. Surface Preparation

- Always painting in a well ventilated area, and ensure all surface be cleaned & degreased thoroughly with GOX 7's Surface Cleaner & Degreaser Products. Remove the old paint with scrape, sand or using stripper if necessary.



### 2. Primer

- For plastic and paint surface, apply GOX 7's AP 7103 PU Primer for a maximum adhesion.



### 3. Paint

- Shake can vigorously for at least 5 minutes prior to painting. Always test on small area first to ensure colour suitability or fully mixed. Keep the can the same distance from the surface and in motion while spraying.
- Apply two or more coats leaving a few minutes drying time between coats/ each coat. Avoid heavy coat and sagging.



### 4. Tips for Aerosol Spray Paint

- Turn the can upside down and spray briefly to clear the nozzle and valve after use.
- Rub the nozzle with a clean cloth to clean and remove any paint residue on the nozzle.
- Store the paint in well ventilated area and keep it out from children and fire.

## Available Colours



AG 7250  
PIANO BLACK



AG 7251  
VESPA GREY



AG 7252  
NAVY GREY



AG 7253  
CUB BLUE



AG 7254  
VINTAGE GREEN



AG 7255  
RETRO KHAKI



AG 7256  
CHROME YELLOW



AG 7257  
TRICO RED



AG 7258  
PETRONAS GREEN

\*The appearance of these colours may vary, please refer actual colour chart

PRIMERLESS DASHBOARD SPRAY+ PAINT

**GOX7 AD 77\*\***

**PRIMERLESS DASHBOARD SPRAY+  
SERIES**



## Description

Gox7 Dashboard Spray+ is a cutting-edge spray paint designed specifically for the inner covers of motorcycles and car dashboard. Formulated with advanced technology, this spray paint offers a seamless application, providing a durable finish without the need for a primer.

Its high-performance formulation ensures optimal adhesion and protection against wear, tear, and ultraviolet (UV) damage. Experience an effortless enhancement of your vehicle's interior with Gox7 Dashboard Spray+, delivering a professional-grade finish that lasts.



SUITABLE FOR  
INTERIOR & EXTERIOR  
DASHBOARD




MOTORCYCLE DASHBOARD



CAR DASHBOARD

## This Series Is Ideal & Suitable For



MOTORCYCLE  
DASHBOARD



CAR  
DASHBOARD



TRIMMING



PLASTIC PART

## Easy to spray on application

- Gox 7's Nozzle Technology



- Wide angle spray pattern.
- Advanced spray technology create spray gun quality.

## Features

- Primer free.
- Suitable for interior and exterior dashboard.
- Quick drying and easy to use application.
- Outstanding weather and fading resistance.
- Durable and resistance to oil, grease and petrochemicals.
- Provide protection to the dashboard surface.
- Easy to refurbish faded dashboard.
- Water repellent.

## Direction For Use



### 1. Surface Preparation

- Always painting in a well ventilated area, and ensure all surface be cleaned & degreased thoroughly with GOX 7's Surface Cleaner & Degreaser Products. Remove the old paint with scrape, sand or using stripper if necessary.



### 2. Paint

- Shake can vigorously prior to painting. Always test on small area first to ensure colour suitability or fully mixed. Keep the can the same distance from the surface and in motion while spraying.
- Apply two or more coats leaving a few minutes drying time between coats/ each coat. Avoid heavy coat and sagging



### 5. Tips for Aerosol Spray Paint

- Turn the can upside down and spray briefly to clear the nozzle and valve after use.
- Rub the nozzle with a clean cloth to clean and remove any paint residue on the nozzle.
- Store the paint in well ventilated area and keep it out from children and fire.

## Available Colours



AD 7720  
BLACK



AD 7721  
DARK GREY



AD 7722  
LIGHT GREY

\*The appearance of these colours may vary, please refer actual colour chart



AUTOMOTIVE APPROVAL



SPRAY GUN QUALITY



PRR  
HYBRID  
TECHNOLOGY



RoHS  
FREE



MADE IN  
MALAYSIA



ANODIZED COLOUR PAINT

**GOX7 AP 71\*\***  
**ANODIZED COLOUR SERIES**



**Description**

GoX7 AP 71\*\* Anodized Colour Series consist of translucent shades that create stunning effect when applied over brilliant metallic bas coats in a one-step process. The number of coats or layers of paint involved in producing the finish also gas major impact on the final look.



**Resistance**  
 Up To 180° C



**Drying**  
 Touch In 30 Minutes, Dries Thoroughly Overnight



**This Series Is Ideal & Suitable For**



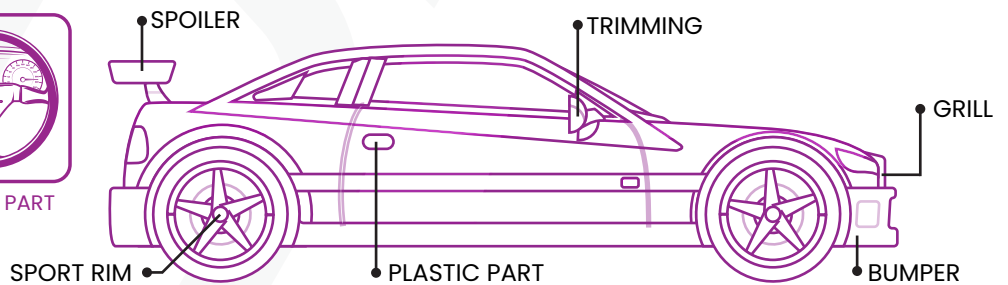
SPORT RIM



TRIMMING



PLASTIC PART



**Success Project**





## Features

- Quick drying.
- Durable & flexibility.
- Excellent ageing and weather resistance.
- Resistance to heat up to 350° F (180° C).
- Suitable for exterior and interior.
- Excellent adhesion to stainless steel and aluminium.
- You can dress up chrome or polished metal surface.
- Suitable for stainless steel, aluminium, galvanised steel, iron and etc.



## Direction For Use



### 1. Surface Preparation

- Always painting in a well ventilated area, and ensure all surface be cleaned & degreased thoroughly with GOX 7's Surface Cleaner & Degreaser Products. Remove the old paint with scrape, sand or using stripper if necessary.



### 2. Metallic Base Colour Coat

- Apply GOX 7's Metallic Colour coat. Apply two or more coats with intercoat of few minutes between each coats. Avoid heavy coat and sagging.
- Ensure drying condition of Metallic Colour prior to top coating process



### 3. Paint

- Shake can vigorously prior to painting. Always test on small area first to ensure colour suitability or fully mixed. Keep the can the same distance from the surface and in motion while spraying.
- Apply two or more coats leaving a few minutes drying time between coats/ each coat. Avoid heavy coat and sagging.



### 4. Tips for Aerosol Spray Paint

- Turn the can upside down and spray briefly to clear the nozzle and valve after use.
- Rub the nozzle with a clean cloth to clean and remove any paint residue on the nozzle.
- Store the paint in well ventilated area and keep it out from children and fire.

## Available Colours



AP 7106  
ANO BLACK



AP 7107  
ANO BLUE



AP 7108  
ANO ORANGE



AP 7109  
ANO RED



AP 7110  
ANO PURPLE



AP 7111  
ANO GREEN

\*The appearance of these colours may vary, please refer actual colour chart



AUTOMOTIVE APPROVAL



SPRAY GUN QUALITY



SPECIAL EFFECT PAINT

**GOX7 GC 79\***  
**LEATHER CRACKLE EFFECT**  
**PAINT SERIES**




## Description

Gox7 GC 79\* Leather Crackle Effect Paint, the effect is different every time you apply leather crackle finish. This is new and easy to apply special effect paint gives very affective eye catching looks.

Leather Crackle Effect Paint from Gox7 is a 2-parts system of a base coat and top coat that uses acrylic system paint to give objects an antique look. Now you can produce this special leather crackle effect finish in a few minutes time from an aerosol spray can.

## Easy to spray on application

- Gox 7's Nozzle Technology



- Wide angle spray pattern.
- Advanced spray technology create spray gun quality.



Resistance  
**Up To 150° C**

## This Series Is Ideal & Suitable For



WOOD



METAL



GLASS



PLASTIC

Suitable Substrate	Recommended Primer for Better Adhesion
Plastic	Apply PP Primer (AP 7100) As Undercoat
Metal	Apply Hi-Heat Primer (AB 7301) / STD Primer (AP 7102) As Undercoat
Wood	Apply STD Primer (AP 7102) As Undercoat
Original Surface	Make Sure Original Paint Not Cracking, Apply STD Primer (AP 7201) As Undercoat

## Success Project



## Features

- Easy-spray technology - Effortless finger pad, spray from any angle, twist-lock cap.
- Unlimited colour selection and design.
- Resist high temperature up to 302° F (150° C).
- Multi surface paint for interior & exterior.
- Increase durability of your item or project.
- Gives a unique identity never be reproduced.



## Direction For Use



### 1. Surface Preparation

- Always painting in a well ventilated area, and ensure all surface be cleaned & degreased thoroughly with GOX 7's Surface Cleaner & Degreaser Products. Remove the old paint with scrape, sand or using stripper if necessary.



### 2. Primer

- Apply GOX 7's Primer & Sealer coat for added corrosion protection on metal & promotes adhesion and hiding.
- Ensure drying condition of Primer prior to top coating process



### 3. Colour Base Coat

- Apply GOX 7's Base Coat Colour as barrier / undercoat. The Base Coat will show through the crackled top coat.
- Apply 4 to 6 layers with intercoats of few minutes between each layer. Leave it dry in between 1-3 hours, depending on the weather condition. Ensure drying condition of Base Coat prior to Crackle Coat process.
- Ensure that the Base Coat do not dry over 24 hours before initiating Crackle Coat.



### 3. Crackle Top Coat

- Shake can vigorously prior to painting. Keep the can the same distance from the surface and in motion while spraying.
- For small crackle effect-apply one even thick layer of top coat. For bigger crackle effect-apply 2 to 3 even thick layer of top coat.
- Sit back and watch the exciting crackle effect appear before you eyes.




### 5. Tips for Aerosol Spray Paint

- Turn the can upside down and spray briefly to clear the nozzle and valve after use.
- Rub the nozzle with a clean cloth to clean and remove any paint residue on the nozzle.
- Store the paint in well ventilated area and keep it out from children and fire.

**IMPORTANT:** Every colours will have different pattern of cracks depending on the intensity of the coat. Please experiment both light and heavy coats to a base coat before applying Crackle. Remember, the thicker the top coat of Crackle, the more the thicker the cracks will be.

## Available Colours



\*The appearance of these colours may vary, please refer actual colour chart

SPECIAL EFFECT PAINT

**GOX7 GM 70\*\***  
**SPIDER WEBS SPECIAL EFFECT**  
**PAINT SERIES**



## Description

Gox7 GM 70\*\* Spider Webs Special Effect Paint Series is a professional coating and high performance spray paint that can widely use for interior and exterior projects. It is a special effect spray paint, which emits paint in the meanwhile does not completely cover the substrates surface. This professional spray paint can be applied on all kinds of substrate and materials such as plastic, metal, glass, porcelain, wood, paper cardboard, and any other paintable substrate and materials.


## Composition

Gox7 GM 700\* Spider Webs Special Effect Paint Series are formulated with Hybrid System Resin, which complies with RoHS and contains no HCFC, CFC, TCE, or chlorinated solvent that deplete the ozone layer.



## Easy to spray on application

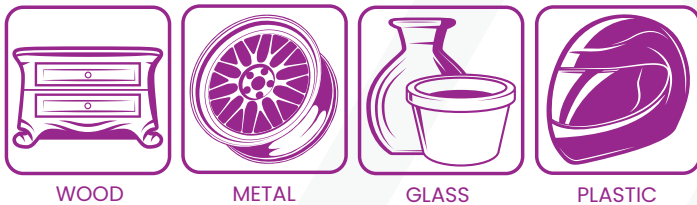
- Gox 7's Nozzle Technology



- Wide angle spray pattern.
- Advanced spray technology create spray gun quality.



## This Series Is Ideal & Suitable For



## Success Project



## Features

- Unlimited colour selection & design.
- Creates a deceptively real marble & cobweb effect.
- Your unique identity will never be the same.
- Easy-spray technology.
- Suitable for interior and exterior projects.



## Direction For Use



### 1. Surface Preparation

- Always painting in a well ventilated area, and ensure all surface be cleaned & degreased thoroughly with GOX 7's Surface Cleaner & Degreaser Products. Remove the old paint with scrape, sand or using stripper if necessary.



### 2. Shake

- Shake can vigorously for 2 minutes after mixing rattles.



### 3. Test

- Recommend test on a scrap piece of material so you can gauge how far the substrate you should spray (and at which angle), to achieve the effect you want.



### 4. Paint

- One or two passes over an area will provide a strong marbling result. The further away you apply it, the more it looks like marble texture. The closer you apply it, the more it looks like spider webs.



### 5. Paint Effect

- Apply with exaggerated wrist movement, to create more random marble effect.



### 6. Tips for Aerosol Spray Paint

- It will be dust dry in 10 minutes, touch dry in 30 minutes, and at least 24 hours for curing time.



### 7. Top Coated


- Once thoroughly dry, this product can also be top coated with conventional spray paint colour or finished with a protective varnish.



### 8. Tips for Aerosol Spray Paint

- Turn the can upside down and spray briefly to clear the nozzle and valve after use.
- Rub the nozzle with a clean cloth to clean and remove any paint residue on the nozzle.
- Store the paint in well ventilated area and keep it out from children and fire.

## Available Colours



GM 7001  
**BLACK WEBS**



GM 7002  
**WHITE WEBS**



GM 7003  
**SILVER WEBS**



GM 7004  
**GOLD WEBS**

\*The appearance of these colours may vary, please refer actual colour chart



AUTOMOTIVE APPROVAL



SPRAY GUN QUALITY



PRR  
 HYBRID  
 TECHNOLOGY



RoHS  
 FREE



MADE IN  
 MALAYSIA

COLOUR TUNED BY  
**GOX7**  
RACING SOLUTIONS

CAMOUFLAGE COLOUR PAINT

**GOX7 AT 77\*\***  
**CAMOUFLAGE COLOUR SERIES**





## Description

GoX7 AT77\*\* Series of Automotive Camouflage Colour is a Hybrid Technology of acrylic system that brings you ultimate protection for your valued vehicle. All camouflage colours are formulated to its satin and matt effect with excellent durability, withstands corrosion, rust, and chemicals while resisting chipping, cracking and fading.

This ultra-flat paint is non-reflective to provide the ultimate camouflage. Ideal for Re-styling your vehicle to reflect current design trends with always new and fashionable colours.

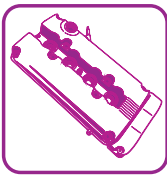


**Resistance**  
 Up To 150° C



**Drying**  
 Touch In 30 Minutes, Dries  
 Thoroughly Overnight

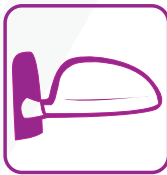
## This Series Is Ideal & Suitable For



ENGINE COVER



SPORT RIM



TRIMMING



PLASTIC PART

Suitable Substrate	Recommended Primer for Better Adhesion
Plastic	Apply PP Primer (AP 7100) As Undercoat
Metal	Apply Hi-Heat Primer (AB 7301) / STD Primer (AP 7102) As Undercoat
Wood	Apply STD Primer (AP 7102) As Undercoat
Original Surface	Make Sure Original Paint Not Cracking, Apply STD Primer (AP 7201) As Undercoat

## Success Project



## Features

- Premium automotive camouflage colour paint with satin and matt effect - Non-Reflective Finishing.
- Realistic military spray paint, ideal for military vehicle & as recreation camo paint.
- This track-tested formula is ideal for use on Sport Rim/Wheel Coating, Metal & Plastic Engine Covers, Interior & Exterior Plastic Parts, as well as Automotive Trimming projects.
- Fast drying with excellent corrosion resistance prevents chipping, cracking and peeling.

## Direction For Use



### 1. Surface Preparation

- Always painting in a well ventilated area, and ensure all surface be cleaned & degreased thoroughly with GOX 7's Surface Cleaner & Degreaser Products. Remove the old paint with scrape, sand or using stripper if necessary.



### 2. Primer

- Apply GOX 7's Primer & Sealer coat for added corrosion protection on metal & promotes adhesion and hiding.
- SUITABLE GOX 7's PRODUCTS : AP 7100, AP 7101, AP 7102



### 3. Paint

- Shake can vigorously prior to painting. Always test on small area first to ensure colour suitability or fully mixed. Keep the can the same distance from the surface and in motion while spraying.
- Apply two or more coats leaving a few minutes drying time between coats/ each coat. Avoid heavy coat and sagging.



### 4. Tips for Aerosol Spray Paint

- Turn the can upside down and spray briefly to clear the nozzle and valve after use.
- Rub the nozzle with a clean cloth to clean and remove any paint residue on the nozzle.
- Store the paint in well ventilated area and keep it out from children and fire.

## Available Colours



\*The appearance of these colours may vary, please refer actual colour chart

COLOUR TUNED BY  
**GOX7**  
RACING SOLUTIONS

METALLIC & PEARL EFFECT COLOUR PAINT

**GOX7 AM 75\*\***  
**METALLIC & PEARL EFFECT**  
**COLOUR SERIES**



## Description

Gox7 AM 75\*\* Automotive Metallic & Pearl Effect Colour Series is a Hybrid Technology of acrylic system that gives you ultimate protection for your valued vehicle, refinishing work is made easy, anytime, anyway, with your own creative ideas and design as well as re-styling your vehicle to reflect current design trends with new and fashionable colours.

All metallic and pearl colours are formulated to give maximum brilliant and shining effects with excellent durability, withstand corrosion, rust, and chemicals while resisting chipping, cracking and fading.

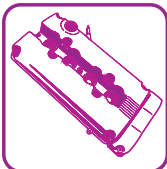


**Resistance**  
Up To 150° C



**Drying**  
Touch In 30 Minutes, Dries Thoroughly Overnight

## This Series Is Ideal & Suitable For



ENGINE COVER



SPORT RIM



TRIMMING



PLASTIC PART

Suitable Substrate	Recommended Primer for Better Adhesion
Plastic	Apply PP Primer (AP 7100) As Undercoat
Metal	Apply Hi-Heat Primer (AB 7301) / STD Primer (AP 7102) As Undercoat
Wood	Apply STD Primer (AP 7102) As Undercoat
Original Surface	Make Sure Original Paint Not Cracking, Apply STD Primer (AP 7201) As Undercoat

## Features

- Premium automotive metallic and pearl colour paints with excellent brilliant and shining effects.
- Outstanding weather resistance and adhesion, make it ideal for car enthusiasts and auto-refinish professionals.
- This track-tested formula is ideal for use on Sport Rim/Wheel Coating projects, Metal & Plastic Engine Covers, Interior & Exterior Plastic Parts, as well as Automotive Trim.
- Fast drying with excellent corrosion resistance also prevents chipping, cracking and peeling.

## Direction For Use



### 1. Surface Preparation

- Always painting in a well ventilated area, and ensure all surface be cleaned & degreased thoroughly with GOX 7's Surface Cleaner & Degreaser Products. Remove the old paint with scrape, sand or using stripper if necessary.



### 2. Primer

- Apply GOX 7's Primer & Sealer coat for added corrosion protection on metal & promotes adhesion and hiding.
- SUITABLE GOX 7's PRODUCTS : AP 7100, AP 7101, AP 7102



### 3. Paint

- Shake can vigorously prior to painting. Always test on small area first to ensure colour suitability or fully mixed. Keep the can the same distance from the surface and in motion while spraying.
- Apply two or more coats leaving a few minutes drying time between coats/ each coat. Avoid heavy coat and sagging.



### 4. Tips for Aerosol Spray Paint

- Turn the can upside down and spray briefly to clear the nozzle and valve after use.
- Rub the nozzle with a clean cloth to clean and remove any paint residue on the nozzle.
- Store the paint in well ventilated area and keep it out from children and fire.

## Available Colours



AM 7503  
SPARKLING  
SILVER



AM 7504  
CRYSTAL  
BLACK



AM 7505  
GOLD GUN  
METAL



AM 7506  
TITANIUM  
SILVER



AM 7508  
ARMY SILVER  
METALLIC



AM 7512  
SPARKLING  
GOLD



AM 7513  
ORANGE  
GOLD



AM 7520  
ROSE PINK



AM7521  
GOX BLUE



AM 7522  
ROSIE RED

\*The appearance of these colours may vary, please refer actual colour chart



AUTOMOTIVE APPROVAL



SPRAY GUN QUALITY



PRR  
HYBRID  
TECHNOLOGY



RoHS  
FREE



MADE IN  
MALAYSIA

COLOUR TUNED BY  
**GOX7**  
RACING SOLUTIONS

PREMIUM ENAMEL COLOUR PAINT

**GOX7 AB 72\*\***

**PREMIUM ENAMEL COLOUR SERIES**



## Description

GoX7 AB 72\*\* Series of Premium Enamel Colour is a Hybrid Technology of acrylic urethane system that brings you ultimate protection for your valued vehicle, with refinishing work made easy, anytime, anyway, using your own creative ideas and designs as well as re-styling your vehicle to reflect the current design trends with our new and fashionable colours.

All colours are formulated to their maximum vivid effect with excellent durability and heat resistance, to withstand corrosion, rust, and chemicals while resisting chipping, cracking and fading.

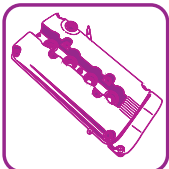


**Resistance**  
Up To 150° C



**Drying**  
Touch In 30 Minutes, Dries Thoroughly Overnight

## This Series Is Ideal & Suitable For



ENGINE COVER



SPORT RIM



TRIMMING



PLASTIC PART

Suitable Substrate	Recommended Primer for Better Adhesion
Plastic	Apply PP Primer (AP 7100) As Undercoat
Metal	Apply Hi-Heat Primer (AB 7301) / STD Primer (AP 7102) As Undercoat
Wood	Apply STD Primer (AP 7102) As Undercoat
Original Surface	Make Sure Original Paint Not Cracking, Apply STD Primer (AP 7201) As Undercoat

## Features

- Premium automotive paint with heat resistance up to 302° F (150° C).
- Outstanding weather resistance and adhesion, make it ideal for car enthusiasts and auto-refinish professionals.
- Superior coverage with smooth finish and protects many surfaces in your project.
- This track-tested formula is ideal for use on Sport Rim/Wheel Coating projects, Metal & Plastic Engine Covers, Interior & Exterior Plastic Parts, as well as Automotive Trim.
- Fast drying with excellent corrosion resistance also prevents chipping, crackling and peeling.

## Direction For Use



### 1. Surface Preparation

- Always painting in a well ventilated area, and ensure all surface be cleaned & degreased thoroughly with GOX 7's Surface Cleaner & Degreaser Products. Remove the old paint with scrape, sand or using stripper if necessary.



### 2. Primer

- Apply GOX 7's Primer & Sealer coat for added corrosion protection on metal & promotes adhesion and hiding.
- SUITABLE GOX 7's PRODUCTS : AP 7100, AP 7101, AP 7102



### 3. Paint

- Shake can vigorously prior to painting. Always test on small area first to ensure colour suitability or fully mixed. Keep the can the same distance from the surface and in motion while spraying.
- Apply two or more coats leaving a few minutes drying time between coats/ each coat. Avoid heavy coat and sagging.




### 4. Tips for Aerosol Spray Paint

- Turn the can upside down and spray briefly to clear the nozzle and valve after use.
- Rub the nozzle with a clean cloth to clean and remove any paint residue on the nozzle.
- Store the paint in well ventilated area and keep it out from children and fire.

## Available Colours



AB 7202  
SATIN BLACK



AB 7204  
SATIN WHITE



AB 7205  
OCEAN BLUE



AB 7207  
LEMON YELLOW



AB 7208  
APPLE GREEN



AB 7209  
KITTY PINK



AB 7211  
REPSOL ORANGE



AB 7212  
GOX VIOLET



AB 7213  
MILANO RED



AB 7214  
DEEP PURPLE

\*The appearance of these colours may vary, please refer actual colour chart



AUTOMOTIVE APPROVAL



SPRAY GUN QUALITY



PRR  
HYBRID  
TECHNOLOGY



RoHS  
CEC/HCEC  
FREE



MADE IN  
MALAYSIA



AUTOMOTIVE PRIMER/UNDERCOAT PAINT

**GOX7 AB 7301  
HI-HEAT PRIMER**

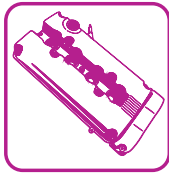


## Description

Gox7 AB 7301 Hi-Heat Primer is a specific purpose, fast drying primer ideal for high heat applications and exterior applications. Hi-Heat Primer improving adhesion of the colour basecoat and lacquer topcoat to high heat parts and surfaces, such as brake calliper, brake drum, brake rotor centre and ribs, wheel hubs, engine parts and other parts required high heat resistance.

Our primers are formulated to be colour keyed to allow minimum basecoat film thickness and to minimize the effect of stone chipping, making it ideal to use as the first steps in all automotive priming projects and also for use on spot repairs.

## This Series Is Ideal & Suitable For



ENGINE COVER



BRAKE CALIPER



EXHAUST MUFFLER



Heat Resistance  
**Up To 350° C**




Drying  
**Touch In 30 Minutes, Dries Thoroughly Overnight**



## Features

- Improves adhesion of subsequent colour base and topcoats.
- Formulated in white to allow minimum basecoat and topcoat film thickness, with excellent durability and heat resistance up to 650° F (350° C).
- This track-tested formula is ideal for use on brake calliper, drum brake, brake rotor centre and ribs, wheel hubs, and parts requiring high heat resistance.
- Fast drying with excellent corrosion prevention and resists chipping, cracking and peeling.
- High build formula helps fill deep scratches and minor imperfection, make it ideal for car enthusiasts and auto-refinish professionals.

## Available Colours



AB 7301  
 HI-HEAT  
 PRIMER

\*The appearance of these colours may vary, please refer actual colour chart



AUTOMOTIVE APPROVAL



SPRAY GUN QUALITY



RoHS  
 FREE



MADE IN  
 MALAYSIA

AUTOMOTIVE PRIMER/UNDERCOAT PAINT

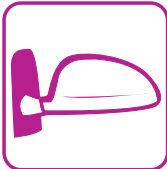
**GOX7 AP 7100  
PLASTIC & PP PRIMER**



## Description

Gox7 AP 7100 Plastic & PP Primer coat product is a specific purpose, fast drying primer ideal for both interior and exterior applications. As well as improving adhesion of the colour basecoat and lacquer topcoat to all plastic surfaces, especially low surface energy and non-olefin plastic, making it ideal to use as the first steps in all automotive priming and for use on spot repairs.

## This Series Is Ideal & Suitable For



TRIMMING



PLASTIC PART



Resistance  
**Up To 150° C**




Drying  
**Touch In 30 Minutes, Dries Thoroughly Overnight**



## Features

- Excellent adhesion to PP Plastic.
- Fast drying and improves adhesion of subsequent colour basecoat and topcoat on plastic surface, especially low surface energy and non-olefin plastic.

## Available Colours




AP 7100  
 PLASTIC & PP  
 PRIMER

\*The appearance of these colours may vary, please refer actual colour chart

AUTOMOTIVE PRIMER/UNDERCOAT PAINT

**GOX7 AP 7101 & AP 7102  
PRIMER & SEALER COAT**



## Description

Gox7 AP 710\* Primer & Sealer Coat product is an all purpose, fast drying primer ideal for both interior and exterior applications. It improve adhesion of the colour basecoat and lacquer topcoat to all surfaces. Our primers are formulated to be colour keyed to allow minimum basecoat film thickness and to minimize the effect on stone chipping, making it ideal to use as the first step in all automotive priming projects and for use on spot repairs.




**Resistance**  
**Up To 150° C**



**Drying**  
**Touch In 30 Minutes, Dries Thoroughly Overnight**



## This Series Is Ideal & Suitable For



MOTORBIKE



SPORT RIM



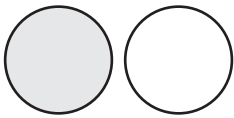
PLASTIC PART

Suitable Substrate	Recommended Primer for Better Adhesion
Metal & Plastic	Apply Multi Purpose Primer (AP 7101) With Sandable Function. Apply STD Primer (AP 7102) If Transparent Substrate Required.

## Features

- Improves adhesion of subsequent colour base and topcoats.
- Excellent adhesion to metal, stainless steel, bare steel, casting alloy and iron, aluminium, fiberglass and all pre-painted surface as well as engineering plastic.
- Fast drying with excellent corrosion prevention and resists chipping, cracking and peeling.
- High build formula helps fill deep scratches and minor imperfection, make it ideal for car enthusiasts and auto-refinish professionals.

## Available Colours



AP 7101  
 MULTI PURPOSE PRIMER

AP 7102  
 STD PRIMER (TRANSPARENT CLEAR)

\*The appearance of these colours may vary, please refer actual colour chart



AUTOMOTIVE APPROVAL



SPRAY GUN QUALITY



RoHS  
 CE/HCFC  
 FREE



MADE IN  
 MALAYSIA

AUTOMOTIVE PRIMER/UNDERCOAT PAINT


**GOX7 AP 7101 & AP 7102  
PRIMER & SEALER COAT**



## Description

Gox7 AP 7103 PU Primer coat product is a specific purpose primer for the AG 72\*\* High Gloss Solid Color series, fast drying primer ideal for both interior and exterior applications. As well as improving adhesion of the AG 72\*\* High Gloss Solid Color series colour basecoat to all plastic and paint surfaces, making it ideal to use as the first steps in all automotive priming and for use on spot repairs.

## This Series Is Ideal & Suitable For



MOTORBIKE



SPORT RIM




PLASTIC PART

## Features

- Improves adhesion of the AG 72\*\* High Gloss Solid Color series to plastic and paint surfaces.
- Fast drying with excellent corrosion prevention and resists chipping, cracking and peeling.

## Available Colours



AP 7103  
PU PRIMER



\*The appearance of these colours may vary, please refer actual colour chart



AUTOMOTIVE APPROVAL



SPRAY GUN QUALITY



PRR  
HYBRID  
TECHNOLOGY



RoHS  
CE/CEC  
FREE



MADE IN  
MALAYSIA



## AUTOMOTIVE CLEANER & DEGREASER

# GOX7 AC 7\*\* CLEANER & DEGREASER SERIES



## Description

Gox7 pre-treatment and surface preparation product offer an extensive line of cleaning and degreaser solutions for your painting surface preparations.

Gox7's AC 700 Heavy Duty Cleaner is a fast acting, industrial strength cleaner containing zero ozone depletors. It is a heavy duty cleaner with strong flushing action that is safe on all metal leaving no residue after use. It also is a high performance, non-chlorinated product designed to remove grease, oil, wax, road tar, dust, dirt, grime, silicone, carbon residues, industrial soils from any surface generally encountered in automotive and industrial surface preparation.

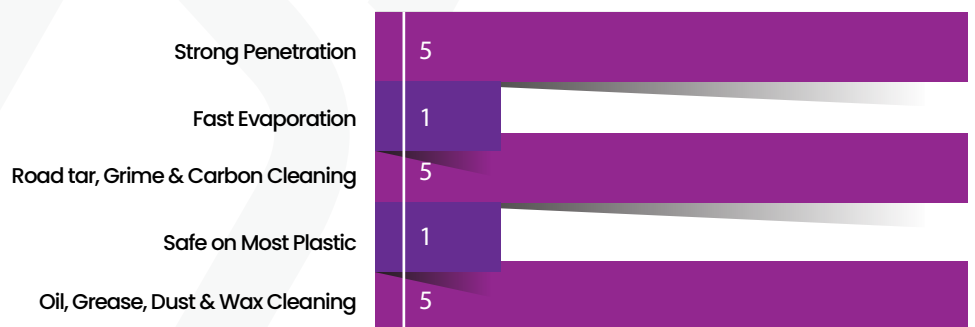
## Features

- Heavy duty degreaser.
- Safe to use on metal parts.
- Cuts through stubborn grease, grime and other hard to remove soils quickly.
- Effective penetrant, clean & remove grease, oil, fluid, wax, road tar, dust, dirt, grime, silicone, and carbon residues.
- Contains no chlorinated solvent.
- Advance Technology Spray Right 360° – Spray at any angle.
- Uses an environmentally friendly propellant for a safe workplace.



## Application

Spray the surface and allow to remain wetted with solution for a minimum of 2 minutes and scrub or wipe off as required. Superior results can be obtained by over spraying several times and wiping off with clean dry cloth.



## Description

Gox7 pre-treatment and surface preparation product offer an extensive line of cleaning and degreaser solutions for your painting surface preparations.

Gox7's AC 730 Power Remover for Adhesive, Label and Stickers is a high performance, non-chlorinated product with specially blended solvent. It removes adhesive residue, glue residue, self-adhesive paper label, wax, some inks and dyes from metal and glass surfaces generally encountered in automotive and industrial parts.

## Features

- Safe on metal and glass.
- Non-corrosive.
- Quickly remove adhesive, self-adhesive paper label and wax.
- An effective cleaner for removal of some inks and dyes.
- Contains no chlorinated solvent.
- Advance Technology Spray Right 360° – Spray at any angle.
- Uses an environmentally friendly propellant for a safe workplace.



## Application

Allow spray to remain wet with solution for a minimum of 15 to 30 seconds and scrub or wipe off as required. Superior results can be obtained by several time of spraying the parts and wipe off with clean dry cloth.



**POWER REMOVER**  
 FOR ADHESIVE, LABEL AND STICKER

Strong Penetration	4
Fast Evaporation	3
Road tar, Grime & Carbon Cleaning	3
Safe on Most Plastic	1
Oil, Grease, Dust & Wax Cleaning	4

## Description

Gox7 AC 790 Throttle Body, Carburettor & Choke Cleaner is a fast acting, industrial strength cleaner containing zero ozone depletors. It is a high performance, non-chlorinated product designed to remove grease, oil, wax, road tar, dust, grime, carbon residues from any surface generally encountered in automotive work. AC 790 will can also clean out the calibrated drill holes and nozzles.

## Features

- Excellent cleaning effect.
- No oil remains after drying.
- Increase engine performance.
- Cleans calibrated drill holes and nozzles.
- Contains no chlorinated solvent.
- Advance Technology Spray Right 360° - Spray at any angle.
- Uses an environmentally friendly propellant for a safe workplace.

## Application

Spray contaminated components and allow to drain. After solvent has evaporated, the components will be clean and free from grease.



Strong Penetration	4
Fast Evaporation	4
Road tar, Grime & Carbon Cleaning	5
Safe on Most Plastic	1
Oil, Grease, Dust & Wax Cleaning	5

## Description

Gox7's AC 720 Automotive Green & Biodegradable Degreaser provides heavy duty cleaning without harsh chemicals, which is safe to use on all washable surfaces and safe for environment.


## Features

- No Skin sensitizers.
- Completely biodegradable.
- Non-flammable & non-combustible.
- Non-toxic, non-hazardous & non-corrosive.
- Heavy duty & strong cleaning solution.
- Emulsifies grease & oils without use of harsh acids, alkaline or petroleum solvent.
- Contains no chlorinated solvent.
- Advance Technology Spray Right 360° - Spray at any angle.
- Uses an environmentally friendly propellant for a safe workplace.



## Application

Spray the surface and allow to remain wetted with solution for a minimum of 2 minutes and scrub or wipe off as required. Superior results can be obtained by over spraying several times and wiping off with clean dry cloth.



## Description

Gox7 pre-treatment and surface preparation product offer an extensive line of cleaning and degreaser solutions for your painting surface preparations.

Gox7's AC 710 Plastic & Paint Surface Cleaner is a fast acting, industrial strength cleaner containing zero ozone depletors. Its specifically for cleaning plastic parts and safe on most paints. It is a high performance, non-chlorinated product designed to remove surface contamination, stains, chemical degradation with ease.

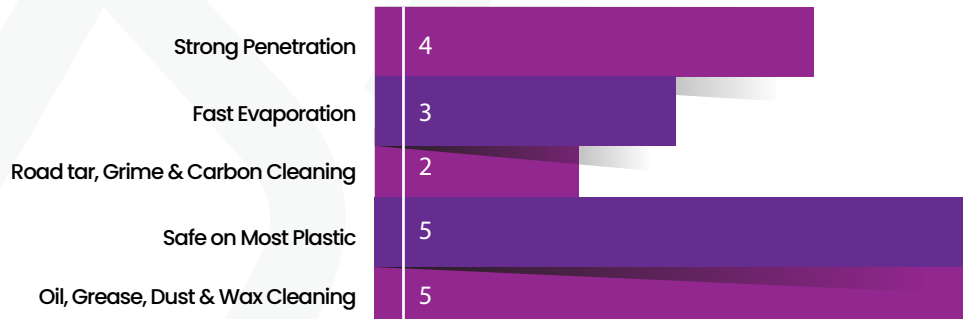
## Features

- Safe on all hard surfaces.
- Non-corrosive.
- Does not bleach or discolour surfaces.
- Effective in cleaning oil, grease, dust, wax, and industrial soils.
- Contains no chlorinated solvent.
- Advance Technology Spray Right 360° - Spray at any angle.
- Uses an environmentally friendly propellant for a safe workplace.



## Application

Spray the surface and allow to remain wetted with solution for a minimum of 2 minutes and scrub or wipe off as required. Superior results can be obtained by over spraying several times and wiping off with clean dry cloth.



## Description

Gox7's AC 750 Mild Remover for Adhesive & Glue is a high performance, non-chlorinated product with specially blended solvent for removal of adhesive residue, self-adhesive paper label, glue residue, wax, some inks and dyes.

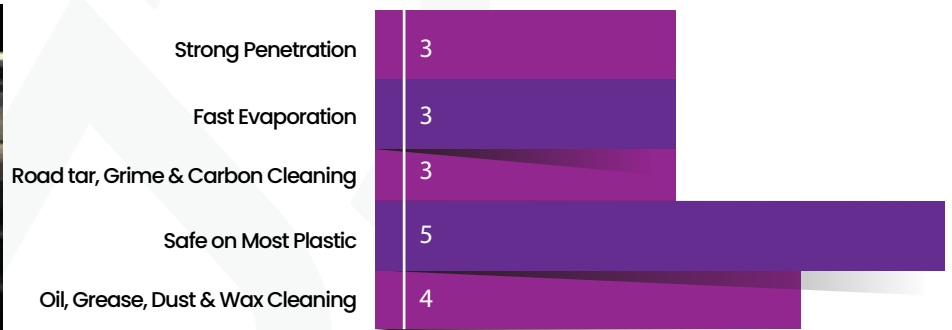
## Features

- Safe on most plastic and most paint surface.
- Non-corrosive.
- Does not bleach and discolour surfaces.
- Quickly removes adhesive, self-adhesive paper label, and wax.
- An effective cleaner for removal of some inks and dyes.
- Contains no chlorinated solvent.
- Advance Technology Spray Right 360° - Spray at any angle.
- Uses an environmentally friendly propellant for a safe workplace.



## Application

Spray the surface and allow to remain wetted with solution for a minimum of 2 minutes and scrub or wipe off as required. Superior results can be obtained by over spraying several times and wiping off with clean dry cloth.



### Description

Gox7's AC 770 Multi-Purpose Solution Cleaner is a combination of selected acetone-free solvents for rapid, efficient cleaning and degreasing of structural components in automotive and industrial applications. It has high performance penetration properties and is designed to remove grease, oil, wax, road tar, dust, dirt, grime, carbon residues, industrial soils from any surface generally encountered in automotive and industrial parts.

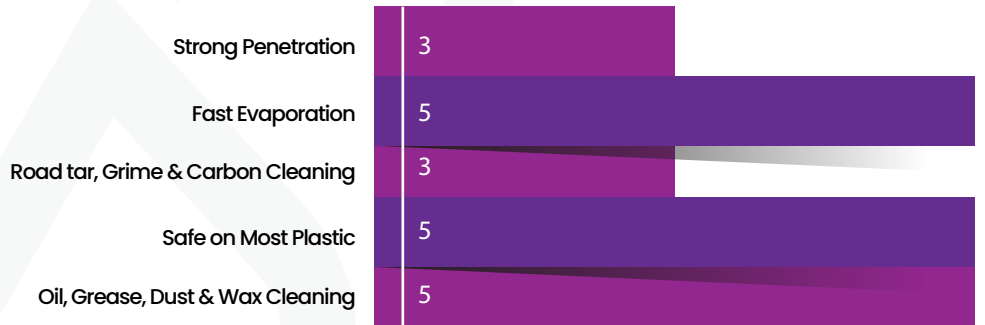
### Features

- Universal application.
- Strong flushing action.
- Fast evaporation leaves surface free from grease and residues.
- Cleans engines, brake parts rotors callipers, springs and etc.
- Contains no chlorinated solvent.
- Advance Technology Spray Right 360° – Spray at any angle.
- Uses an environmentally friendly propellant for a safe workplace.



### Application

Spray contaminated components and allow to drain. After solvent has evaporated, the components will be clean and free from grease.







Short Straw Nozzle (SSN)



Spray At Any Angle



## Advanced Spray Technology Spray-Right 360°

- Narrow angle spray pattern.
- Suitable for inaccessible places.

### Gox 7

#### ADVANTAGES

More Content (30% Above)

- 33% CO<sub>2</sub> Propellant
- 97% Capacity



### Other's Brand

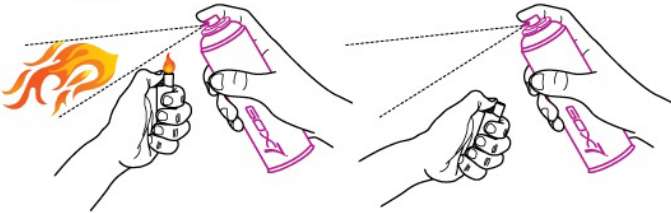
- 40% - 50% LPG Propellant
- 50% - 60% Capacity



## IGNITION TEST



### Gox 7 Filled CO<sub>2</sub> Propellant



Require flame to remain alight; Flammable

### Other's Brand Filled LPG Propellant



Not require flame to remain alight; Extremely Flammable

# TOWARDS GLOBAL PRESENCE



## GOX 7 CURRENT FOOTPRINT

### ASIA PACIFIC

- MALAYSIA
- SINGAPORE
- THAILAND
- MYANMAR
- HONG KONG
- CHINA
- INDONESIA
- AUSTRALIA
- SRI LANKA
- TAIWAN

### MIDDLE EAST

- UNITED ARAB EMIRATES
- SAUDI ARABIA
- QATAR
- BAHRAIN
- OMAN
- KUWAIT

### EUROPE & EUROPEAN UNION

- CZECH REPUBLIC
- GERMANY
- UNITED KINGDOM

### AFRICA'S

- REUNION ISLAND



AUTOMOTIVE APPROVAL



SPRAY GUN QUALITY



PRR  
HYBRID  
TECHNOLOGY



RoHS  
CEC/HCEC  
FREE



MADE IN  
MALAYSIA

## PRODUCT PACKAGING & SHIPPING



## GOX 7 EXHIBITION & PROMOTION ACTIVITIES



## Quality Product From TransRich



gox7team



gox7\_official



Instagram  
gox7team



gox7team



TransRich  
Gox Seven



gox7team

[www.gox7.com](http://www.gox7.com)

E : [gox7@transrich.com](mailto:gox7@transrich.com)



**MADE IN MALAYSIA**  
**TRANSRICH GOX7 SDN. BHD.**