

# SHEET METAL DUMP TRUCKS | SELF-TILTING BOXES | TIPPING CONTAINERS

## Uncompromising quality:

High-quality sheet steel welded oil-tight by robot, shot-blasted, top finish by means of powder coating.



## Safety and handling:

Separate, ergonomically arranged handles for pushing and tilting. 4 castors for a safe stand in any situation. Equipped as standard with TOTALSTOP-central brake system for safe tipping operation.



## Future-proof:

Drainage tap and filter can be easily retrofitted at low cost.



Sheet metal dump trucks **4702|4702/7016 + 47D2/7016**



**Sheet metal dump trucks**

4701 - 4703 | 4701/7016 - 4703/7016

Sheet metal dump trucks made of 2 mm thick steel sheet, with double-folded top rim. Welded oil-tight.

Chassis made of 3 mm thick canted steel sheet, with integrated stacker pockets. Kickplate and tilt lock, tubular steel handle. Powder coated blue RAL 5007 or anthracite RAL 7016.

Fitted with 2 swivel and 2 fixed-wheel castors, TPE tyres 200 x 40 mm, hubs with groove ball bearing.

Equipped as standard with TOTALSTOP - central brake system on swivel castors.

Suitable for pushing and for stacking.



4701 | 4701/7016

4704 | 4704/7016

Fitted with 2 swivel and 2 fixed-wheel castors, elasticated solid rubber tyres 200 x 50 mm, blue-grey „trackless“, hubs with ball bearings.

Equipped as standard with TOTALSTOP - central brake system on swivel castors.

Suitable for pushing and for stacking.



4702 | 4702/7016 - 4704 | 4704/7016

Tilting process starts manually. For emptying with a forklift or with heavy loading we recommend a self-tilting box or a tipping container.

**Accessories:**

**Drainage tap**

Can be retrofitted. With filter to separate liquids from solids. Add an 'A' suffix to the order number of the relevant truck (e.g. 4701A).

**Safety chain**

As anti-skidding and safety device with tow hook.

Order no. 4707



**Safety chain**  
As anti-skidding and safety device with tow hook.

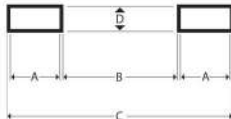


**TOTALSTOP – central brake system**  
Equipped as standard on swivel castors.



**Drainage tap and filter**  
With filter to separate liquids from solids. Can be retrofitted.



Dimensions of forklift sleeves		Order no.		Contents litres	A mm	B mm	C mm	D mm
		4701	4701/7016	250	194	203	603	72
		4702	4702/7016	450	194	203	603	72
		4703	4703/7016	600	194	327	727	72
		4704	4704/7016	800	194	577	977	72

Content litres	Capacity kg	Box size LxWxH mm	Outside dimensions LxWxH mm	Dumping edge height in mm	Net weight kg	blue RAL 5007	anthracite RAL 7016
						Order no.	Order no.
250	750	1200 x 652 x 413	1359 x 713 x 780	780	70	4701	4701/7016
450	750	1214 x 669 x 708	1374 x 730 x 1072	733	83	4702	4702/7016
600	750	1321 x 794 x 735	1458 x 855 x 1099	843	95	4703	4703/7016
800	800	1321 x 1044 x 735	1458 x 1105 x 1099	843	118	4704	4704/7016



# COVER FOR SHEET METAL DUMP TRUCKS



47D1 | 47D1/7016



47D2 | 47D2/7016 - 47D4 | 47D4/7016



## Cover for sheet metal dump trucks 47D1 - 47D4 47D1/7016 - 47D4/7016

Hinged cover for dump truck, can be opened on 2 sides.

When closed (fig. 1), the cover can be locked in place with spring hooks.

When flipped open, the front part (fig. 2) can be secured with spring hooks to prevent unwanted slamming during tilting.

The flipped open back part (fig. 3) of the cover can also be locked in place.

Folded handle rail on front and back of the cover.

Steel sheet 1.5 mm, internally reinforced with 15 x 3 mm steel strip braces.

No external protrusions to avoid any shearing risk.

Powder coated in blue RAL 5007 or anthracite RAL 7016.

Can be retro-fitted.

Surcharge per dump truck.



Example of use:  
Sheet metal dump truck as bin.

	For box size L x W x H mm	Net weight kg	blue RAL 5007	anthracite RAL 7016
			Order no.	Order no.
Cover for sheet material dump truck	1200 x 652 x 413	12,5	47D1	47D1/7016
	1214 x 669 x 708	14,5	47D2	47D2/7016
	1321 x 794 x 735	17,5	47D3	47D3/7016
	1321 x 1044 x 735	22,0	47D4	47D4/7016



**Self-tilting boxes**  
6030 | 6060 | 6090 | 6120

Self-tilting, fully-emptying boxes for tipping bulk goods automatically.

Self-tilting boxes need not to be lifted for emptying. The empty box moves automatically back into loading position.

Sturdy welded 3 mm sheetsteel design, powder coated in RAL 5007 blue.

Standard-fitted robust fork-lift sleeves, anti-roll safety device and tilt lock.

Link chain as anti-skidding and safety device. Traction cable to activate tilting mechanism, operated from fork-lift truck driver's seat.



6030 | 6060 | 6090 | 6120

**Set of wheels**

2 swivel and 2 fixed-wheel castors made of polyamide, size 200 x 50 mm, fitted underneath the fork-lift sleeves. Swivel castors with wheel locks.

Capacity	Order no.
for 6030/6060	
1500 kg	1567
for 6090/6120	
2500 kg	1568




Self-tilting box with set of wheels.



Self-tilting box as waste bin with fork-lift.

**Drainage tap**

With filter to separate liquids from solids. Add 'A' suffix to the order number of the relevant truck (e.g. 6030A). Can be retrofitted.



Drainage tap and filter

With filter to separate liquids from solids. Can be retrofitted.

**Replacement safety chain**

Safety chain as anti-skidding and safety device with tow hook.

Order no. 4707

Dimensions of forklift sleeves	Order no.	Contents litres	A mm	B mm	C mm	D mm
	6030	350	190	192	592	90
	6060	600	190	582	982	90
	6090	900	190	582	982	90
	6120	1200	190	582	982	90

	Order no.	Contents litres	Capacity kg	Box size L x W x H mm	Outside dimensions L x W x H mm	Dumping edge height mm without rollers	Dumping edge height mm with rollers	Net weight kg
<b>Self-tilting boxes</b>	6030	350	1000	1237 x 666 x 703	1294 x 731 x 833	744	981	126
	6060	600	1500	1237 x 1076 x 703	1294 x 1141 x 833	744	981	155
	6090	900	2000	1237 x 1596 x 703	1294 x 1660 x 833	744	989	184
	6120	1200	2500	1699 x 1157 x 997	1755 x 1222 x 1127	1043	1288	230



6230 | 6250 | 6275

## Tipping container 6230 | 6250 | 6275

For tipping bulk goods - even extremely light goods automatically.

### Particularly low construction.

Tipping containers must be lifted with a fork lift for emptying. By dropping the box to the ground the container will be adjusted automatically and moved back into loading position. Sturdy welded 2 mm sheetsteel design, powder coated in RAL 5007 blue. Standard-fitted fork-lift sleeves, anti-roll safety device and tilt lock. Safety chain as anti-skidding and safety device. Traction cable to activate tilting mechanism, operated from fork-lift truck driver's seat.



Tipping container with set of wheels.




Tipping container as a waste container with fork-lift.

## Set of wheels

2 swivel and 2 fixed-wheel castors, made of polyamide, size 200 x 50 mm, fitted underneath the fork-lift sleeves. Swivel castors with wheel locks.

Capacity	Order no.
for 6230/6250/6275	
1500 kg	1567

For tipping container with set of wheels the container will not snap in automatically while dropping to the ground.



Drainage tap and filter

With filter to separate liquids from solids. Can be retrofitted.

## Drainage tap

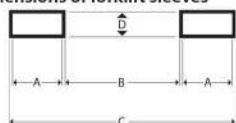
With filter to separate liquids from solids. Add 'A' suffix to the order number of the relevant truck (e.g. 6230A). Can be retrofitted.

## Replacement safety chain

Safety chain as anti-skidding and safety device.

Order no.	4708
-----------	------

### Dimensions of forklift sleeves



Order no.	Contents litres	A mm	B mm	C mm	D mm
6230	300	192	82	482	72
6250	500	192	282	682	72
6275	750	192	502	902	72

	Order no.	Contents litres	Capacity kg	Box size L x W x H mm	Outside dimensions L x W x H mm	Dumping edge height mm without rollers	Dumping edge height mm with rollers	Net weight kg
Tipping containers	6230	300	750	1088 x 630 x 498	1313 x 690 x 576	418	655	78
	6250	500	1000	1164 x 831 x 598	1389 x 890 x 676	519	756	86
	6275	750	1000	1164 x 1241 x 598	1390 x 1300 x 676	519	756	108