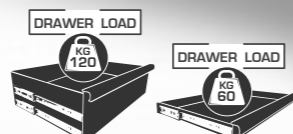


USA SUMO SERIES



AVAILABLE IN 3 COLOUR OPTIONS



- 13 DRAWER ROLLER CABINET
- DOUBLE DRAWER BANK
- STAINLESS STEEL WORKTOP
- BUILT-IN CABLE ACCESS PORTS
- EXTRA DEEP BOTTOM DRAWERS
- EXTREME DUTY SPRING CASTORS

MAGNETIC MOUNT POWER BOARD
Position your power board anywhere on your tool kit.

QUAD DRIVE & FLARE NUT SPANNERS

CUSTOMISE YOUR OWN STORAGE

SP MAKES IT EASY TO EXPAND YOUR TOOL KITS STORAGE. START WITH A ROLLER CAB OR ROLL CAB HUTCH COMBO AND ADD SIDE CABINETS WHEN THE TIME COMES FOR MORE STORAGE SPACE.

BUILD UP TO A COMPLETE 144" WORKSTATION:

144" USA SUMO SERIES WORKSATATION INCLUDES

- 59" Roller Cabinet - 13 Drawer
- 59" Power Top Hutch - Shelf/Pegboard/Light
- 27" Side Cabinet - 3 Shelves/Clothes Hang Rail
- 27" Side Cabinet - 4 Roller Shelves/1 Fixed Shelf



SP50805 PICTURED

59" USA SUMO SERIES ROLLER CABINET TOOL KIT - METRIC & SAE

USA SUMO SERIES ROLLER CABINET TOOL KIT METRIC & SAE 465 PIECE

13 DRAWER USA SUMO SERIES ROLLER CABINET
1500W x 622D x 1090H (mm)

AVAILABLE IN 3 OPTIONS

SP50805	BLACK/BLACK	STANDARD KIT	■
SP50805BL	BLACK/BLUE	STANDARD KIT	■
SP50805G	BLACK/GREEN	STANDARD KIT	■

FEATURES

- Heavy duty steel wall construction
- Stainless steel work top
- Full length deep top drawer
- Includes magnetic mount power board
- Power board cable access ports on sides
- Soft Close drawers with heavy duty full extension ball bearing drawer slides
- SP Kliklok drawer locking system ensures drawers stay closed and secure
- Internal locking system for extra security
- Extreme duty spring castors - 2x lockable swivel
- Powder coating resists scratching
- Top drawer load weight: 120Kg
- Standard drawer load weight: 60Kg
- Bottom drawers load weight: 120Kg

DRAWER DIMENSIONS

- 1x Drawer: 1367w x 575d x 115h
- 4x Drawers: 736w x 575d x 45h
- 1x Drawer: 736w x 575d x 100h
- 1x Drawer: 736w x 575d x 240h
- 4x Drawers: 566w x 575d x 45h
- 1x Drawer: 566w x 575d x 100h
- 1x Drawer: 566w x 575d x 240h

CONTENTS

- 1/4"DR 12PT SOCKETS & ACCESSORIES**
- 12pt - 4, 5, 6, 7, 8, 9, 10, 11, 12 & 13mm
 - 12pt - 3/16, 7/32, 1/4, 9/32, 5/16, 11/32, 3/8, 7/16 & 1/2"
 - Torx - T10, T15, T20 & T25
 - Inhex - 3, 4, 5 & 6mm, 1/8, 5/32, 3/16, 7/32 & 1/4"
 - 45T Ratchet, Flex Handle & Universal Joint
 - Extension Bars - 50 & 150mm
- 3/8"DR 12PT SOCKETS & ACCESSORIES**
- 12pt - 6, 7, 8, 9, 10, 11, 12, 13, 14, 15, 16, 17, 18, 19, 20, 21 & 22mm
 - 12pt - 1/4, 5/16, 3/8, 7/16, 1/2, 9/16, 5/8, 11/16, 3/4, 13/16 & 7/8"
 - 12pt - Deep - 10, 11, 12, 13, 14, 15, 16, 17, 18 & 19mm
 - 12pt Deep - 5/16, 3/8, 7/16, 1/2, 9/16, 5/8, 11/16 & 3/4"
 - Deep 12pt - 10, 11, 12, 13, 14, 15, 16, 17, 18 & 19mm
 - Deep 12pt - 5/16, 3/8, 7/16, 1/2, 9/16, 5/8, 11/16 & 3/4"
 - Torx - T27, T30, T40, T45, T50 & T55
 - Inhex - 6, 7, 8, 9 & 10mm, 3/16, 7/32, 1/4, 5/16 & 3/8"
 - Spark Plug Sockets - 5/8 & 13/16"
 - 45T Ratchet, Flex Handle & Universal Joint
 - Extension Bars - 75 & 150mm
 - Adaptors - 3/8Fx1/4M (x2) & 3/8Fx1/2M
- 1/2"DR 12PT SOCKETS & ACCESSORIES**
- 12pt - 10, 11, 12, 13, 14, 15, 16, 17, 18, 19, 20, 21, 22, 23, 24, 26, 27, 30 & 32mm
 - 12pt - 3/8, 7/16, 1/2, 9/16, 5/8, 11/16, 3/4, 13/16, 7/8, 15/16, 1, 1-1/16, 1-1/8, 1-3/16 & 1-1/4"
 - Spark Plug Sockets - 5/8 & 13/16"
 - 45T Ratchet, Flex Handle & Universal Joint
 - Extension Bars - 75, 125 & 150mm
 - Adaptor - 1/2Fx3/8M
- SPANNERS**
- Quad Drive Combination Spanners - 6, 7, 8, 9, 10, 11, 12, 13, 14, 15, 16, 17, 18, 19, 20, 21, 22, 23, 24, 25 & 26mm
 - Quad Drive Combination Spanners - 1/4, 5/16, 3/8, 7/16, 1/2, 9/16, 5/8, 11/16, 3/4, 13/16, 7/8, 15/16 & 1"
 - Flare Nut Spanners - 10x11, 12x13, 14x17 & 19x22mm
 - Flare Nut Spanners - 3/8x7/16, 1/2x9/16, 5/8x11/16 & 3/4x7/8"
- TOOLS**
- Screwdrivers - 3.0x75, 5.5x100, 6.5x38, 6.5x100, 6.5x150 & 8.0x150mm
 - Screwdrivers - #0x75, #1x75, #2x38, #2x100, #2x150 & #3x150mm
 - Screwdrivers - T8, T10, T15, T20, T25, T27, T30 & T40
 - Precision Screwdrivers - 2.0x50, 2.5x50, 3.0x50, #0x50, #00x50 & #000x50mm
 - Technicians Bit set - 71pc
 - Ratchet Driver Bit Set - 31pc
 - Impact Screwdriver Set - 13pc
 - Hex Keys - 1.5, 2, 2.5, 3, 4, 5, 6, 8 & 10mm
 - Hex Keys - 1/16, 5/64, 3/32, 1/8, 5/32, 3/16, 1/4, 5/16 & 3/8"
 - Torx Keys - T10, T15, T20, T25, T27, T30, T40 & T50
 - Hex Keys Stubby - 2, 2.5, 3, 4, 5, 6, 8 & 10mm
 - Hex Keys Stubby - 5/64, 3/32, 1/8, 5/32, 3/16, 1/4, 5/16 & 3/8"
 - Torx Keys Stubby - T8, T10, T15, T20, T25, T30, T40 & T50
 - Pliers - Combination, Long Nose, Multigrip (x3) & Locking
 - Circlip Pliers Set - 4pc
 - Cutters - Diagonal - 2pc
 - Adjustable Wrenches - 3pc
 - Hammers - Ball Pein 16oz & 24oz, Dead Blow, Soft/Hard Head - 40mm
 - Pin Punch & Chisel Set - 10pc
 - Gasket Scraper Set - 3pc
 - Screw Extractor Set - 5pc
 - Thread Files - 2pc
 - Electrical Digital Multimeter
 - Circuit Tester
 - Pick Set - 4pc
 - Tweezers Set - 4pc
 - Wire Brush Set - 3pc
 - Magnetic Pick-up Tool
 - Inspection Mirror
 - Tape Measure
 - Hacksaw
 - Knife
 - 59" USA Sumo Series Roll Cab - 13 Drawer

CONTENTS GUIDE



*Images are for illustration purposes only, contents may vary

USA SUMO SERIES

128" USA SUMO SERIES WORKSTATION TOOL KIT - METRIC & SAE

CONTENTS

CONTENTS GUIDE

1/4" DR SOCKETS & ACCESSORIES

- 12pt - 4, 5, 6, 7, 8, 9, 10, 11, 12 & 13mm
- 12pt - 3/16, 7/32, 1/4, 9/32, 5/16, 11/32, 3/8, 7/16 & 1/2"
- 6pt Deep - 4, 5, 6, 7, 8, 9, 10, 11, 12 & 13mm
- 6pt Deep - 3/16, 7/32, 1/4, 9/32, 5/16, 11/32, 3/8, 7/16 & 1/2"
- Inhex - 3, 4, 5 & 6mm
- Inhex - 1/8, 5/32, 3/16, 7/32 & 1/4"
- Torx - T10, T15, T20 & T25
- 45T Ratchet, Flex Handle & Universal Joint
- Extension Bars - 50 & 150mm

3/8" DR SOCKETS & ACCESSORIES

- 12pt - 6, 7, 8, 9, 10, 11, 12, 13, 14, 15, 16, 17, 18, 19, 20, 21 & 22mm
- 12pt - 1/4, 5/16, 3/8, 7/16, 1/2, 9/16, 5/8, 11/16, 3/4, 13/16 & 7/8"
- 12pt - Deep - 10, 11, 12, 13, 14, 15, 16, 17, 18 & 19mm
- 12pt Deep - 5/16, 3/8, 7/16, 1/2, 9/16, 5/8, 11/16 & 3/4"
- Inhex - 6, 7, 8, 9 & 10mm
- Inhex - 3/16, 7/32, 1/4, 5/16 & 3/8"
- Torx - T27, T30, T40, T45, T50 & T55
- Spark Plug Sockets - 5/8 & 13/16"
- 45T Ratchet, Flex Handle & Universal Joint
- Extension Bars - 75 & 150mm
- Adaptors - 3/8Fx1/4M (2) & 3/8Fx1/2M

1/2" DR SOCKETS & ACCESSORIES


- 12pt - 10, 11, 12, 13, 14, 15, 16, 17, 18, 19, 20, 21, 22, 23, 24, 26, 27, 30 & 32mm
- 12pt - 3/8, 7/16, 1/2, 9/16, 5/8, 11/16, 3/4, 13/16, 7/8, 15/16, 1, 1-1/16, 1-1/8, 1-3/16 & 1-1/4"
- 12pt Deep - 10, 11, 12, 13, 14, 15, 16, 17, 19, 21, 22 & 24mm
- 12pt Deep - 3/8, 7/16, 1/2, 9/16, 5/8, 11/16, 3/4, 13/16, 7/8, 15/16 & 1"
- Spark Plug Sockets - 5/8 & 13/16"
- 45T Ratchet, Flex Handle & Universal Joint
- Extension Bars - 75, 125 & 150mm
- Adaptor - 1/2Fx3/8M
- Impact 6pt - 10, 11, 12, 13, 14, 15, 17, 18, 19, 21, 22 & 24mm
- Impact 6pt Deep - 10, 11, 12, 13, 14, 15, 17, 18, 19, 21, 22 & 24mm
- Impact Inhex - 4, 5, 6, 7, 8, 10, 12, 14 & 17mm
- Impact Inhex - 3/16, 7/32, 1/4, 5/16, 3/8, 7/16, 1/2 & 9/16"
- Impact Torx - T25, T27, T30, T40, T45, T50, T55, T60 & T70
- Impact Universal Joint
- Impact Extension Bars - 75 & 125mm
- Impact Adaptor - 3/8" F x 1/2" M

SPANNERS

- Quad Drive Combination Spanners - 6, 7, 8, 9, 10, 11, 12, 13, 14, 15, 16, 17, 18, 19, 20, 21, 22, 23, 24, 25, 26, 27, 30 & 32mm
- Quad Drive Combination Spanners - 1/4, 5/16, 3/8, 7/16, 1/2, 9/16, 5/8, 11/16, 3/4, 13/16, 7/8, 15/16, 1, 1-1/16, 1-1/8 & 1-1/4"
- Gear Drive Quad Drive Spanners - 10, 11, 12, 13, 14, 15, 16, 17, 18 & 19mm
- Gear Drive Quad Drive Spanners - 5/16, 3/8, 7/16, 1/2, 9/16, 5/8, 11/16 & 3/4"
- Flare Nut Spanners - 10x11, 12x13, 14x17 & 19x22mm
- Flare Nut Spanners - 3/8x7/16, 1/2x9/16, 5/8x11/16 & 3/4x7/8"

TOOLS

- Screwdrivers - 3.0x75, 5.5x100, 6.5x38, 6.5x100, 6.5x150 & 8.0x150mm
- Screwdrivers - #0x75, #1x75, #2x38, #2x100, #2x150 & #3x150mm
- Screwdrivers - T8, T10, T15, T20, T25, T27, T30 & T40
- Precision Screwdrivers - 2.0x50, 2.5x50, 3.0x50, #0x50, #00x50 & #000x50mm
- Technicians Bit set - 71pc
- Ratchet Driver Bit Set - 31pc
- Impact Screwdriver Set - 13pc
- Hex Keys - 1.5, 2, 2.5, 3, 4, 5, 6, 8 & 10mm
- Hex Keys - 1/16, 5/64, 3/32, 1/8, 5/32, 3/16, 1/4, 5/16 & 3/8"
- Torx Keys - T10, T15, T20, T25, T27, T30, T40, T45 & T50
- T-Handle Hex Keys - 2, 2.5, 3, 4, 5, 6, 8 & 10mm
- T-Handle Hex Keys - 5/64", 3/32", 1/8", 5/32", 3/16", 1/4", 5/16" & 3/8"
- T-Handle Torx Keys - T8, T10, T15, T20, T25, T30, T40 & T50
- Hex Keys Stubby - 1.5, 2, 2.5, 3, 4, 5, 6, 8 & 10mm
- Hex Keys Stubby - 1/16, 5/64, 3/32, 1/8, 5/32, 3/16, 1/4, 5/16 & 3/8"
- Torx Keys Stubby - T10, T15, T20, T25, T27, T30, T40, T45 & T50
- Pliers - Combination, Long Nose, Multigrip (x3) & Locking
- Circlip Pliers Set - 4pc
- Cutters - Diagonal - 2pc
- Adjustable Wrenches - 3pc
- Hammers - Ball Pein 16oz & 24oz, Soft/Hard Head - 40mm, Dead Blow
- Pin Punch & Chisel Set - 10pc
- Pry Bar Set - Go-Through - 4pc
- File Set - 5pc
- Electrical Digital Multimeter
- Circuit Tester
- Nut Riveter Set - 74pc
- Gasket Scraper Set - 3pc
- Screw Extractor, Drill Bit & Guide Set - 25pc
- Screw Extractor Set - 5pc
- Thread Files - 2pc
- Pick Set - 4pc
- Tweezers Set - 4pc
- Wire Brush Set - 3pc
- Magnetic Pick-up Tool
- Inspection Mirror
- Tape Measure
- Hacksaw & Knife
- EVA Foam Parts Trays - 3pc Large, 3pc Medium
- USA Sumo Series Roller Cabinet - 21 Drawer
- USA Sumo Series Power Top Hutch - Shelf/Pegboard/Light/ 2x Power boards
- USA Sumo Series Side Cabinet - 3 Shelves/Clothes Hang Rail
- USA Sumo Series Side Cabinet - 4 Roller Shelves/1 Fixed Shelf



6"1" HEAD CLEARANCE

3250mm (128")



STAINLESS STEEL WORKTOP

21 DRAWER ROLLER CABINET

TRIPLE DRAWER BANK

BUILT-IN LED LIGHTING

MAGNETIC MOUNT POWER BOARD

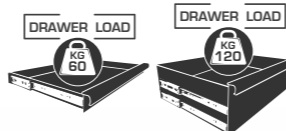
QUAD DRIVE, GEAR DRIVE & FLARE NUT SPANNERS



STEEL PEGBOARD REAR WALL
Organise frequently used tools

CLOTHES HANG RAIL

4X ROLLER SHELVES



128" USA SUMO SERIES WORKSTATION TOOL KIT METRIC & SAE 704 PIECE

COMBINED DIMENSIONS: 3250w x 622d x 1954h (mm)

STORAGE SOLUTIONS INCLUDED:

- Roller Cabinet - 21 Drawer
- Power Top Hutch - Shelf/Pegboard/Light/ 2x Power boards
- Side Cabinet - 3 Shelves/Clothes Hang Rail
- Side Cabinet - 4 Roller Shelves/1 Fixed Shelf

- SP50845 BLACK/CHROME
- SP50845BL BLUE/BLACK
- SP50845G GREEN/BLACK

- Super duty steel double wall construction
- Extra high head clearance
- Includes magnetic mount power boards with 4 power outlets and 2 USB ports, ideal for power tools, chargers, etc
- Multiple power board cable access ports
- Steel pegboard rear wall to organise frequently used tools
- 2 Built-in 600mm LED lights
- Hutch features a fixed full length shelf
- Dual gas strut hutch security panel stays
- Security panel folds away into hutch
- Soft Close drawers with heavy duty full extension ball bearing drawer slides
- SP Cliklok drawer locking system ensures drawers stay closed and secure
- Side cabinet features 4x roller shelves
- Internal locking system for extra security
- Extreme duty spring castors
- Powder coating resists scratching

AVAILABLE IN 3 COLOUR OPTIONS



SP50845 PICTURED

*Images are for illustration purposes only, contents may vary