


**TYRE PRESSURE GAUGE**

SP65508

**TYRE PRESSURE GAUGE**

- L-shape design allows for increased flexibility when connecting to difficult to access tyre valves
- The air chuck can rotate 360° and is paired with a soft rubber tube to increase the flexibility during use
- Accuracy: ±1psi/0.1bar
- Gauge: 2.5"
- Calibration: 3-60psi/0.2-4bar



SP65521

**TYRE GAUGE PENCIL TYPE**

- Metal head and body – 4 sided plastic gauge
- 5-50PSI

**PROPER TYRE INFLATION GIVES YOU:**

- Better fuel mileage
- Longer tyre life
- Helps prevent blow-outs
- Responsive steering
- Quicker braking
- Smoother ride

**VALVE CORE TOOLS**



SP65526

**VALVE CORE TOOL LOCK-ON**

- Large grip for convenient installation and removal of big bore valve cores
- 75mm overall length

**TYRE CHUCKS**

SP65530

**AIR HOSE CHUCK CLIP-ON STRAIGHT**


- Open 1/4 BSP
- High quality solid brass clip-on air chuck



SP65531

**AIR HOSE CHUCK CLIP-ON ANGLE**

- Open 1/4 BSP
- High quality solid brass clip-on air chuck



SP65535

**TYRE CHUCK DUAL HEAD**

- Lightweight zinc/brass body
- Comfortable high-grip rubber handle



- 1/4" Female thread
- Dual head design for dual wheel vehicles

**LIGHTING**

**SP'S HIGH PERFORMANCE, QUALITY LIGHTING SOLUTIONS**

SP's cordless range of quality work lights are manufactured to the highest standards to suit the needs of the professional and are built to last. The full product range covers a number of lighting needs from small and compact hand-held work lights all the way up to ultra bright flood lighting. SP is constantly pushing the boundaries of LED and battery technology to bring you cutting edge work lights that will ensure you always have the most reliable, best performing tools on the market. Longer run time, brighter lighting and innovative design is at the core of the SP cordless lighting range.



**WIRELESS CHARGE LIGHTING**

One of SP's latest innovative breakthroughs is the incorporation of new wireless charging technology into the work light platform.

No longer do you have to plug your work light into a charger over night. The new pad style charger allows you to simply place the work light on the charging pad and the charging process instantly begins. Magnetic zones on the front of the charging pads firmly hold the work lights in place at any angle, while the heavy duty rear magnets allow for the charging pad to be instantly mounted onto any magnetic surface such as a steel tool box or work top.

The chargers are not only compatible with SP work lights but also the latest Android & iPhones, Apple Watches, AirPods, tablets and more.

SP81499

**WORK LIGHT/FLASHLIGHT SMD LED - WIRELESS CHARGE**

**SMD LED WORK LIGHT & TORCH:**

- Ultra bright 5w SMD LED work light: 500 Lumen
- High power LED torch/top light: 150 Lumen
- Wireless charging
- Adjustable dimmer work light: 500 to 75 Lumens
- Flexible magnetic base
- 180° fold out hook
- Splash & dust resistant - IP68
- Impact resistant
- Rechargeable
- Battery level and charge indicator
- Micro USB charging system (to charging pad)
- Battery: 3.7v 2600mAh
- Battery type: Lithium-ion
- Charging time: 4.5 Hours

**POCKET WORK LIGHT & TORCH:**

- Super bright 3w SMD LED work light: 300 Lumen
- Powerful LED torch/top light: 100 Lumen
- Wireless charging
- Adjustable dimmer work light: 300 to 30 Lumens
- Flexible magnetic base
- 180° fold out hook
- Splash & dust resistant - IP68
- Impact resistant
- Rechargeable
- Battery level and charge indicator
- Micro USB charging system (to charging pad)
- Battery: 3.7v 1200mAh
- Battery type: Lithium-ion
- Charging time: 2.5 Hours

**DUAL ZONE WIRELESS CHARGING PAD:**

- Dual charging zones
- Charges various devices
- Magnetic zones holds lights firmly in place while charging
- Powerful rear magnet - Ideal for mounting to steel tool box
- Wall mountable



LUMENS  
**500** | **150**  
WORK LIGHT | TORCH

LUMENS  
**300** | **100**  
WORK LIGHT | TORCH

- Li-Ion
- RECHARGEABLE
- MAG BASE
- DIMMABLE
- 180° PIVOTING BASE

**DUAL ZONE WIRELESS CHARGING PAD**

The new SP fast charge wireless charging pad lets you charge your light or compatible devices wirelessly, without requiring them to be fixed in one spot. Simply lay the compatible device anywhere on its surface to start charging.

**MAGNETIC ZONES**

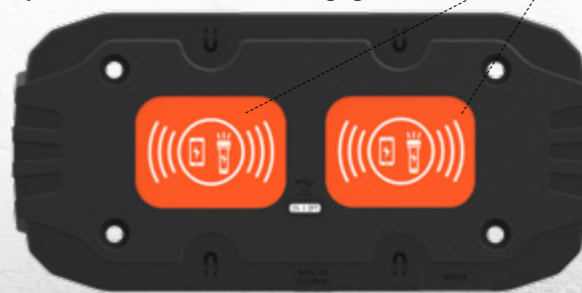
Holds the light firmly in place at any angle

**WIRELESS CHARGE**

**WALL MOUNTABLE & MAGNETIC**

Powerful rear magnet makes it ideal for mounting the charging pad to your tool kit

Charges compatible SP lights, latest Android & iPhones, Apple Watches, AirPods, tablets & more



WIRELESS CHARGE LIGHTING CONTINUED

SP81496

WORK LIGHT/FLASHLIGHT  
SMD LED - WIRELESS CHARGE

SMD LED WORK LIGHT & TORCH:

- Ultra bright 5w SMD LED work light: 500 Lumen
- High power LED torch/top light: 150 Lumen
- Wireless charging
- Adjustable dimmer work light: 500 to 75 Lumens
- Flexible magnetic base
- 180° fold out hook
- Splash & dust resistant - IP68
- Impact resistant
- Rechargeable
- Battery level and charge indicator
- Micro USB charging system (to charging pad)
- Battery: 3.7v 2600MAH
- Battery type: Lithium-ion
- Charging time: 4.5 Hours

SINGLE ZONE WIRELESS CHARGING PAD:

- Charges various devices
- Magnetic zone holds light firmly in place while charging
- Powerful rear magnet - Ideal for mounting to steel tool box
- Wall mountable



LUMENS  
**500** | **150**  
WORK LIGHT | TORCH



Charges compatible SP lights, latest Android & iPhones, Apple Watches, AirPods, tablets & more



WORK LIGHTS

SP81456

TORCH/WORK LIGHT  
SMD LED MAGBASE

- Super brilliant SMD LED-mag work light
- High power LED torch/top light
- Rechargeable Lithium-ion
- Includes AC charger and 12v Car Charger
- Pivoting magnetic base to 180°
- 2x 180° fold out hooks

SPECIFICATIONS: Work Light  
• Lumen: Up to 350 Lumens

SPECIFICATIONS: Top Light  
• Lumen: 80 Lumens



LUMENS  
**350** | **80**  
WORK LIGHT | TORCH



SP81446

WORK LIGHT/FLASHLIGHT  
COB LED - SLIMLINE

- Ultra bright COB LED work light
- High power LED torch/top light
- Adjustable dimmer switch work light
- 120° Pivoting slimline head
- 360° fold out hook
- Strong magnetic base
- Water/splash resistant - IP54
- Impact resistant - IK07
- Rechargeable Lithium-ion
- Charging time: 4 Hours

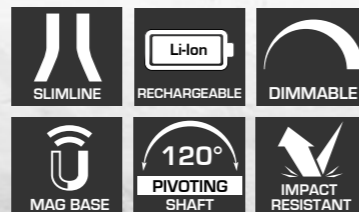
SPECIFICATIONS: Work Light  
• Lumen: Up to 1000 Lumens  
• Run Time: 1.5 to 8 Hours

SPECIFICATIONS: Top Light  
• Lumen: 150 Lumens  
• Run Time: 8 Hours

120° TILT

Slimline Shaft:  
160mm  
Overall Length:  
360mm

LUMENS  
**1000** | **150**  
WORK LIGHT | TORCH



BLUETOOTH SPEAKER • WORK LIGHT • POWER BANK

SP81400

BLUETOOTH SPEAKER.  
WORK LIGHT. POWER BANK  
MULTIPURPOSE

SPEAKER FUNCTION

- Connects to your smart device via long range bluetooth 5.0, allowing you to play all your favourite jams on the go, in the workshop, at home, in the gym or out camping.
- Smart DUAL LINK Technology allows you to connect two of these units together for a louder, fuller surround sound experience.
- Control playback through your phone or through the user friendly interface on the unit.
- Sound output 6W (2 x 3W Speakers)
- Long range 5.0 Bluetooth capability
- Ultra lightweight design
- Includes carabiner, so unit can be hung for convenience

WORK LIGHT

- High power 10w COB LED
- 2 work light brightness settings
- Strong magnetic base and side panel allows you to fix this unit to any magnetic surface and use as a high powered work light.
- Durable ABS construction
- IP65 Dust proof / Water Resistant
- Rechargeable
- Battery: 3.7V 4400mAH
- Battery type: Lithium-ion
- USB charging: 5V-1A
- Charging Time: 4-5Hours via USB Cable


SPECIFICATIONS: Setting 1  
• 800 Lumens  
• 5 hours run time

SPECIFICATIONS: Setting 2  
• 400 Lumens  
• 8 hours run time

POWER BANK

- Conveniently charge your smart devices using the built-in 2.0 USB port
- Also features a Micro-USB port for quick charging (4-5 hours to max charge)
- 4400mAh Rechargeable Battery

DIMENSIONS: 206 x 76 mm



DUAL LINK  
SYNC 2 DEVICES TOGETHER  
FOR SURROUND SOUND




CHECK OUT THE DEMO VIDEO



SCAN OR CLICK ME

LUMENS  
**800** | **400**  
WORK LIGHT | WORK LIGHT



**WORK LIGHTS** CONTINUED

**SP81448**  
**WORK LIGHT - COB LED - COMPACT**

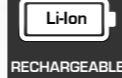
- High power COB LED
- 3 work light brightness settings
- Strong magnetic base
- 360° full swivel joint head
- IMpact resistant
- Rechargeable
- Battery: 3.7V 2600mAh
- Battery type: Lithium-ion
- USB charging: 5V-1A

SPECIFICATIONS: Setting 1  
• 100 Lumens  
• 13 hours run time

SPECIFICATIONS: Setting 2  
• 350 Lumens  
• 4 hours run time

SPECIFICATIONS: Setting 3  
• 700 Lumens  
• 2 hours run time

360° SWIVEL



LUMENS  
**700 | 350 | 100**  
WORK LIGHT | WORK LIGHT | WORK LIGHT

**SP81438**  
**TORCH/WORK LIGHT LED PEN - SLIMLINE**

- High power COB LED
- Magnetic pocket clip
- Rechargeable
- Fast Charge USB-C charging
- Battery: 3.7v 520mAh
- Charging time: 2 Hours
- Weight: 35g
- Size: 21 x 160 x 8.3mm

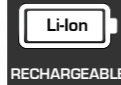
SPECIFICATIONS: Setting 1  
• 150 Lumens  
• 2 hours run time

SPECIFICATIONS: Setting 2  
• 70 Lumens  
• 4 hours run time

SLIM



LUMENS  
**150 | 70**  
WORK LIGHT | TORCH



RECHARGEABLE



**SP81439**  
**TORCH/WORK LIGHT LED PEN** Size: 27 x 20 x 80mm

- High power COB LED
- Swivelling magnetic pocket clip
- Rechargeable
- Micro USB charging system
- Battery: 3.7v
- Charging time: 2 Hours
- Weight: 7g

SPECIFICATIONS:  
• Work Light: 130 Lumens  
• Top Light: 50 Lumens

LUMENS  
**130 | 50**  
WORK LIGHT | TORCH



RECHARGEABLE



**UV INSPECTION LIGHTS**

**SP81451**  
**UV INSPECTION LED MAG BASE WORK LIGHT/TORCH**  
**ROTATABLE HEAD**

- High Energy LED Flashlight/Work Light with UV-A Blacklight
- Push switch controls with 4 brightness settings: low/medium/high & UV
- Professional grade UV light ideal for scratch inspection and leak detection
- High quality aluminium body with non-slip silicon rubber grip
- Long Beam distance – 89m (292ft)
- 90° Rotatable head – Swivels into L-shape
- Non-scratch strong magnetic base
- Water/splash resistant - IP54
- Impact resistant - 1m drop protection
- Removable pocket clip
- Wave length UV-A: 395nm (Blacklight)
- USB-C charging system
- Rechargeable Lithium-ion Battery
- Battery: 3.6v 2600mAh
- Charging time: 3-4 Hours

PROFESSIONAL GRADE UV LIGHT  
Ideal for scratch inspection and leak detection

STANDARD WHITE LIGHT FUNCTION  
3 Brightness Settings

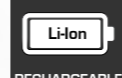
SPECIFICATIONS: Setting 1  
• Lumen: 900 Lumens  
• 3 Hour run time

SPECIFICATIONS: Setting 2  
• Lumen: 400 Lumens  
• 4 Hour run time

SPECIFICATIONS: Setting 3  
• Lumen: 90 Lumens  
• 20 Hour run time

90° ROTATABLE HEAD

LUMENS  
**900 | 400 | 90**  
TORCH | TORCH | TORCH



**HEAD LAMPS**

**SP81491**  
**DUAL LIGHT SLIMLINE HEADLAMP - COB LED**  
**MOTION SENSE ON/OFF**

- Ultra bright, ultra wide 5w COB LED Floodlight with 2 brightness settings
- 230° wide angle LED beam illuminates your entire field of view
- Includes a High power Cree LED side beam spot light with 2 brightness settings
- Smart on/off motion sensor
- Ultra lightweight, sleek, slim, low profile design (weighs 72 grams)
- Adjustable headband with non-slip grip
- SOS emergency flash mode
- IPX4 waterproof rating
- Fast charging USB Type C system
- Battery: 3.7v 1200mAh
- Rechargeable Li-Polymer Battery

LIGHTWEIGHT



230° WIDE ANGLE LED BEAM

WIDE BAND FLOODLIGHT  
SPECIFICATIONS: Setting 1  
• 350 Lumens  
• 2.5 hours run time

SPECIFICATIONS: Setting 2  
• 120 Lumens  
• 3.5 hours run time

SIDE BEAM SPOT LIGHT  
SPECIFICATIONS: Setting 1  
• 120 Lumens  
• 4 hours run time

SPECIFICATIONS: Setting 2  
• 45 Lumens  
• 6 hours run time

MOTION SENSE ON/OFF  
Easily turn the headlamp on and off by simply swiping your hand in a downward motion in front of the motion sensor. This allows you to quickly turn on the light when you need it and off when you don't.

LUMENS  
**350 | 120**  
WORK LIGHT | WORK LIGHT  
**120 | 45**  
SPOT LIGHT | SPOT LIGHT



**SP81492**  
**HEADLAMP - COB LED**  
**MOTION SENSE ON/OFF**

- Ultra bright 3w COB LED headlamp
- Brightness control - 2 settings
- Smart on/off motion sensor
- 45° tilt light for flexible light positioning
- Ultra lightweight design
- Adjustable headband with non-slip grip
- Dust & water resistant - IP65
- Impact resistant
- Rechargeable
- Battery level and charge indicator

- Micro USB charging system
- Battery: 3.7v 1500mAh
- Battery type: Lithium-ion
- Charging time: 3 Hours

SPECIFICATIONS: Setting 1  
• 300 Lumens  
• 3 hours run time

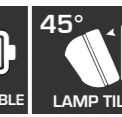
SPECIFICATIONS: Setting 2  
• 150 Lumens  
• 6 hours run time

45° TILT



LUMENS  
**300 | 150**  
WORK LIGHT | WORK LIGHT

MOTION SENSE ON/OFF  
Easily turn the headlamp on and off by simply swiping your hand in a downward motion in front of the motion sensor. This allows you to quickly turn on the light when you need it and off when you don't.



**UNDER BONNET WORK LIGHT**

**SP81466**  
**WORK LIGHT - UNDER BONNET PREMIUM SMD LED - CORDLESS**

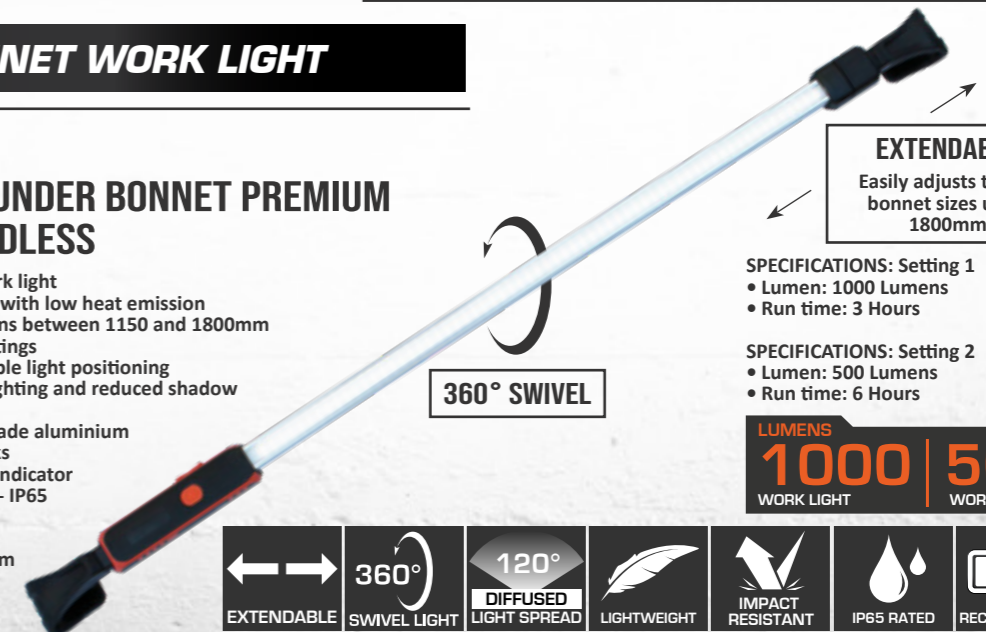
- High power SMD LED work light
- Low power consumption with low heat emission
- Extendable for applications between 1150 and 1800mm
- Brightness control - 2 settings
- 360° Swivel light for flexible light positioning
- Diffused lens for softer lighting and reduced shadow
- Wide 120° light spread
- Constructed from high grade aluminium
- Soft padded bonnet hooks
- Battery level and charge indicator
- Dust and water resistant - IP65
- Impact resistant - IK08
- Rechargeable
- Micro USB charging system
- Battery: 3.7v 4400mAh
- Battery type: Lithium-ion
- Charging time: 5 hours

EXTENDABLE  
Easily adjusts to suit bonnet sizes up to 1800mm

SPECIFICATIONS: Setting 1  
• Lumen: 1000 Lumens  
• Run time: 3 Hours

SPECIFICATIONS: Setting 2  
• Lumen: 500 Lumens  
• Run time: 6 Hours

LUMENS  
**1000 | 500**  
WORK LIGHT | WORK LIGHT



360° SWIVEL

